

RESOLUTION NO. 23- 8848

**A RESOLUTION ADOPTING THE BASIC TAX RATE FOR PLUMAS COUNTY AND THE RATES FOR
THE PLUMAS UNIFIED SCHOOL DISTRICT AND THE PLUMAS DISTRICT HOSPITAL BONDS FOR
FISCAL YEAR 2023/24**

WHEREAS, Government Code §29100 requires that the tax rates be set and approved by the Board of Supervisors.

NOW, THEREFORE, BE IT RESOLVED by the Board of Supervisors, County of Plumas, State of California, as follows:

The ad valorem property tax rate for Plumas County is 1% of the assessed value (\$1,000.00 per \$100,000 of assessed value) for the 2023/24-year, tax year 2023, with the bond rates to be ADDED to the 1% rate as follows:

The additional tax rates for the **Plumas Unified School District Bond** for Secured Assessed Values

Measure A: 0.01624% (\$16.24 per \$100,000 of assessed value)

Measure B: 0.05051% (\$50.51 per \$100,000 of assessed value)

The additional tax rates for the **Plumas Unified School District Bond** for Unsecured Assessed Values

Measure A: 0.01623% (\$16.23 per \$100,000 of assessed value)

Measure B: 0.06887% (\$68.87 per \$100,000 of assessed value)

The additional tax rates for the **Plumas District Hospital Bond**, as calculated and approved, by resolution No. 2023-5, by the Plumas District Hospital's Board, are affixed at **0.03581%** of the Secured assessed value (\$35.81 per \$100,000 of assessed value) and 0.04543% of the Unsecured assessed value for the fiscal year 2023/24 tax year 2023.


The additional tax rates for the Plumas Unified School District and Plumas District Hospital Bonds is affixed at 0.16182% (\$161.82 per \$100,000 of assessed value) of the assessed value of the Unitary/State Board Roll for the fiscal year 2023/24, tax year 2023.

The foregoing, Resolution No. 23-8848 was duly passed and adopted by the Board of Supervisors of the County of Plumas, State of California, at a regular meeting of said Board held on the 19th day of September 2023 by the following vote:


AYES: Supervisors Ceresola, McGowan, Goss, Engel, and Hagwood

NOES:

ABSENT:


Chair, Board of Supervisors

ATTEST:


Clerk of the Board of Supervisors

Unitary Schedule 1
PLUMAS COUNTY
Calculation of Unitary Average Tax Rate
FY 2023/24 | Tax Year 2023
w/ PDH Resolution XXXX

FY 2023/24 Ad Valorem Secured	\$ 4,778,645,059.00
Plus Utility	\$ 745,686,472.00
Plus HOE	\$ 26,646,357.00
Total Secured, Utility, & HOE	\$ 5,550,977,888.00
Times the 1% Tax Rate	1.00000%
FY 2023/24 Gross County Wide Tax (Less Unsecured)	\$ 55,509,779.00
Divided by Secured Ad Valorem (see above 'D')	\$ 5,550,977,888.00
Unitary Rate - Countywide Tax Divided by Secured Ad Valorem - R&T Code 98.9(b)(1)	1.00000%
Prior Year Unitary Debt Service Rate	0.16877%
Countywide Secured (including HOE) Debt Service Levy 2022/23 <i>(immediate prior fiscal year)</i>	\$ 3,737,284.00
Countywide Secured (including HOE) Debt Service Levy 2021/22 <i>(second prior fiscal year)</i>	\$ 3,897,677.00
Percentage of Difference Between 2 Preceding Years	95.88491%
Final Unitary Debt Service Tax Rate	0.16182%
Current Year Unitary Value	\$ 745,686,472.00
Current Year Unitary Debt Service Levy	\$ 1,206,706.83

**PLUMAS COUNTY
DEBT SERVICE**

***Measure A School Bond 2002, 2005 and
2016 Refunding Bonds***

FY 23/24 Tax Year 2023

w/PDH Resolution

Tax Code 10070

FY 2023/24 Bond Debt Requirement	\$	864,759.00	1
Unitary portion of Debt Service	\$	223,644.75	2
Total Debt	\$	864,759.00	
Reserve _old bond	\$	50,000.00	3
Unitary Portion	\$	(223,644.75)	
Unsecured Portion	\$	(218.27)	
Total Debt for Secured	\$	690,895.98	
Total Unsecured Value	\$	1,558,366.00	4
Minus 13.7% Delinquent Rate	\$	(213,496.14)	
Unsecured Rate (Prior Year Sec Rate)		0.01623%	5
Unsecured Portion	\$	218.27	
Total Secured / Utility Value	\$	4,401,551,098.00	6
Plus HOE	\$	27,497,290.00	7
Minus 4% Delinquent Rate	\$	(176,062,043.92)	
Total Value to collect on	\$	4,252,986,344.08	
Secured Debt Service	\$	690,895.98	
FY 2023/24 Secured Bond Rate	0.01624%		
FY 2022/23 Secured Bond Rate	0.01623%		

PLUMAS COUNTY

DEBT SERVICE

Measure B School Bond 2016 General**Obligation Bonds Only****FY 23/24 Tax Year 2023**

w/PDH Resolution

Tax code 10071

FY 23/24 Bond Debt Requirement	\$	3,053,146.00	1
Unitary portion of Debt Service	\$	830,216.32	2

Total Debt	\$	3,053,146.00	
Total add on in fund from Prior Year for Sinking Fund	\$	100,000.00	3
Unitary Portion	\$	(830,216.32)	
Unsecured Portion	\$	(98,768.66)	
Total Debt for Secured	\$	2,224,161.02	

Total Unsecured Value	\$	166,179,827.00	4
Minus 13.7% Delinquent Rate	\$	(22,766,636.30)	
Unsecured Rate (Prior Year Sec Rate)		0.06887000%	5
Unsecured Portion	\$	98,768.66	

Total Secured / Utility Value (adj)	\$	4,559,474,759.00	6
Plus HOE	\$	25,897,357.00	7
Minus 4% Delinquent Rate	\$	(182,378,990.36)	
Total Value to collect on	\$	4,402,993,125.64	

Secured Debt Service	\$	2,224,161.02	
----------------------	----	--------------	--

FY 2023/24 Secured Bond Rate	0.05051%	
FY 2022/23 Secured Bond Rate	0.06887%	

Exhibit A

Semi-Annual Debt Service Payment Schedule

Period Ending	Principal	Interest	Debt Service	Annual Debt Service
2/1/2018		\$ 186,338.75	\$ 186,338.75	
8/1/2018	\$1,670,000	143,337.50	1,813,337.50	\$ 1,999,676.25
2/1/2019		126,637.50	126,637.50	
8/1/2019	1,835,000	126,637.50	1,961,637.50	2,088,275.00
2/1/2020		108,287.50	108,287.50	
8/1/2020	75,000	108,287.50	183,287.50	291,575.00
2/1/2021		107,537.50	107,537.50	
8/1/2021	80,000	107,537.50	187,537.50	295,075.00
2/1/2022		106,737.50	106,737.50	
8/1/2022	85,000	106,737.50	191,737.50	293,475.00
2/1/2023		105,887.50	105,887.50	
8/1/2023	95,000	105,887.50	200,887.50	306,775.00
2/1/2024		104,937.50	104,937.50	
8/1/2024	105,000	104,937.50	209,937.50	314,875.00
2/1/2025		103,887.50	103,887.50	
8/1/2025	110,000	103,887.50	213,887.50	317,775.00
2/1/2026		102,787.50	102,787.50	
8/1/2026	120,000	102,787.50	222,787.50	325,575.00
2/1/2027		100,987.50	100,987.50	
8/1/2027	130,000	100,987.50	230,987.50	331,975.00
2/1/2028		99,037.50	99,037.50	
8/1/2028	140,000	99,037.50	239,037.50	338,075.00
2/1/2029		96,937.50	96,937.50	
8/1/2029	150,000	96,937.50	246,937.50	343,875.00
2/1/2030		94,687.50	94,687.50	
8/1/2030	160,000	94,687.50	254,687.50	349,375.00
2/1/2031		92,287.50	92,287.50	
8/1/2031	175,000	92,287.50	267,287.50	359,575.00
2/1/2032		89,662.50	89,662.50	
8/1/2032	185,000	89,662.50	274,662.50	364,325.00
2/1/2033		86,771.88	86,771.88	
8/1/2033	200,000	86,771.88	286,771.88	373,543.76
2/1/2034		83,646.88	83,646.88	
8/1/2034	210,000	83,646.88	293,646.88	377,293.76
2/1/2035		80,234.38	80,234.38	
8/1/2035	225,000	80,234.38	305,234.38	385,468.76
2/1/2036		76,578.13	76,578.13	

Exhibit A

Semi-Annual Debt Service Payment Schedule

Phonias Unified School District
2016 General Obligation Refunding Bonds

Period Ending	Principal	Interest	Debt Service
2/1/2017		\$ 19,618.20	\$ 19,618.20
8/1/2017	\$ 141,000.00	43,064.35	184,064.35
2/1/2018		42,324.10	42,324.10
8/1/2018	28,000.00	42,324.10	70,324.10
2/1/2019		42,154.70	42,154.70
8/1/2019	28,000.00	42,154.70	70,154.70
2/1/2020		41,964.30	41,964.30
8/1/2020	29,000.00	41,964.30	70,964.30
2/1/2021		41,745.35	41,745.35
8/1/2021	29,000.00	41,745.35	70,745.35
2/1/2022		41,509.00	41,509.00
8/1/2022	740,000.00	41,509.00	781,509.00
2/1/2023		35,071.00	35,071.00
8/1/2023	757,000.00	35,071.00	792,071.00
2/1/2024		27,879.50	27,879.50
8/1/2024	809,000.00	27,879.50	836,879.50
2/1/2025		19,385.00	19,385.00
8/1/2025	830,000.00	19,385.00	849,385.00
2/1/2026		10,089.00	10,089.00
8/1/2026	855,000.00	10,089.00	865,089.00
	\$4,246,000.00	\$666,926.45	\$4,912,926.45

Exhibit B

Semi-Annual Debt Service Payment Schedule

Period Ending	Principal	Interest	Debt Service	Annual Debt Service
8/1/2019	-	\$ 443,912.78	\$ 443,912.78	\$ 443,912.78
2/1/2020	-	496,300.00	496,300.00	
8/1/2020	\$ 1,370,000	496,300.00	1,866,300.00	2,362,600.00
2/1/2021		468,900.00	468,900.00	
8/1/2021	970,000	468,900.00	1,438,900.00	1,907,800.00
2/1/2022		449,500.00	449,500.00	
8/1/2022	175,000	449,500.00	624,500.00	1,074,000.00
2/1/2023		445,125.00	445,125.00	
8/1/2023	205,000	445,125.00	650,125.00	1,095,250.00
2/1/2024		440,000.00	440,000.00	
8/1/2024	235,000	440,000.00	675,000.00	1,115,000.00
2/1/2025		434,125.00	434,125.00	
8/1/2025	270,000	434,125.00	704,125.00	1,138,250.00
2/1/2026		427,375.00	427,375.00	
8/1/2026	305,000	427,375.00	732,375.00	1,159,750.00
2/1/2027		419,750.00	419,750.00	
8/1/2027	340,000	419,750.00	759,750.00	1,179,500.00
2/1/2028		411,250.00	411,250.00	
8/1/2028	380,000	411,250.00	791,250.00	1,202,500.00
2/1/2029		401,750.00	401,750.00	
8/1/2029	425,000	401,750.00	826,750.00	1,228,500.00
2/1/2030		391,125.00	391,125.00	
8/1/2030	470,000	391,125.00	861,125.00	1,252,250.00
2/1/2031		379,375.00	379,375.00	
8/1/2031	515,000	379,375.00	894,375.00	1,273,750.00
2/1/2032		366,500.00	366,500.00	
8/1/2032	570,000	366,500.00	936,500.00	1,303,000.00
2/1/2033		352,250.00	352,250.00	
8/1/2033	620,000	352,250.00	972,250.00	1,324,500.00
2/1/2034		339,850.00	339,850.00	
8/1/2034	675,000	339,850.00	1,014,850.00	1,354,700.00
2/1/2035		326,350.00	326,350.00	
8/1/2035	725,000	326,350.00	1,051,350.00	1,377,700.00
2/1/2036		311,850.00	311,850.00	
8/1/2036	780,000	311,850.00	1,091,850.00	1,403,700.00
2/1/2037		296,250.00	296,250.00	
8/1/2037	840,000	296,250.00	1,136,250.00	1,432,500.00
2/1/2038		279,450.00	279,450.00	

Exhibit A

Semi-Annual Debt Service Payment Schedule

Period Ending	Principal	Interest	Debt Service	Annual Debt Service
8/1/2021		\$166,471.67	\$166,471.67	\$166,471.67
2/1/2022		225,300.00	225,300.00	
8/1/2022	\$385,000	225,300.00	610,300.00	835,600.00
2/1/2023		221,450.00	221,450.00	
8/1/2023	390,000	221,450.00	611,450.00	832,900.00
2/1/2024		215,600.00	215,600.00	
8/1/2024	400,000	215,600.00	615,600.00	831,200.00
2/1/2025		207,600.00	207,600.00	
8/1/2025	420,000	207,600.00	627,600.00	835,200.00
2/1/2026		199,200.00	199,200.00	
8/1/2026	435,000	199,200.00	634,200.00	833,400.00
2/1/2027		190,500.00	190,500.00	
8/1/2027	450,000	190,500.00	640,500.00	831,000.00
2/1/2028		181,500.00	181,500.00	
8/1/2028	470,000	181,500.00	651,500.00	833,000.00
2/1/2029		172,100.00	172,100.00	
8/1/2029	490,000	172,100.00	662,100.00	834,200.00
2/1/2030		162,300.00	162,300.00	
8/1/2030	510,000	162,300.00	672,300.00	834,600.00
2/1/2031		152,100.00	152,100.00	
8/1/2031	530,000	152,100.00	682,100.00	834,200.00
2/1/2032		141,500.00	141,500.00	
8/1/2032	550,000	141,500.00	691,500.00	833,000.00
2/1/2033		136,000.00	136,000.00	
8/1/2033	560,000	136,000.00	696,000.00	832,000.00
2/1/2034		130,400.00	130,400.00	
8/1/2034	575,000	130,400.00	705,400.00	835,800.00
2/1/2035		124,650.00	124,650.00	
8/1/2035	585,000	124,650.00	709,650.00	834,300.00
2/1/2036		112,950.00	112,950.00	
8/1/2036	605,000	112,950.00	717,950.00	830,900.00
2/1/2037		105,387.50	105,387.50	
8/1/2037	620,000	105,387.50	725,387.50	830,775.00
2/1/2038		97,637.50	97,637.50	
8/1/2038	640,000	97,637.50	732,637.50	835,275.00
2/1/2039		89,637.50	89,637.50	
8/1/2039	655,000	89,637.50	744,637.50	834,275.00

County of Plumas
AUDITOR CERTIFIED VALUES BY TAX BASE
Model Num: final, Tax Year: 2023
AIRCRAFT VALUES INCLUDED

TAX CODE: 00001 BASIC TAX
VALUE BASE 7 Net of All
TYPE: OPERATING

	<u>SECURED</u>	<u>UNSECURED</u>	<u>TOTAL</u>
PARCEL COUNT	25,641	3,090	28,731
LOCAL	4,689,472,413	167,598,909	4,857,071,322
UTILITY	2,063,503		2,063,503
TOTAL	4,691,535,916	167,598,909	4,859,134,825
PLUS HOX	26,646,357	82,004	26,728,361
TOTAL	4,718,182,273	167,680,913	4,885,863,186

TAX CODE: 00002 Unitary Rate
VALUE BASE 7 Net of All
TYPE: OPERATING

	<u>SECURED</u>	<u>UNSECURED</u>	<u>TOTAL</u>
PARCEL COUNT	25	0	25
LOCAL			0
UTILITY	664,647,758		664,647,758
TOTAL	664,647,758		664,647,758
PLUS HOX			0
TOTAL	664,647,758		664,647,758

TAX CODE: 00003 RR Unitary
VALUE BASE 7 Net of All
TYPE: OPERATING

	<u>SECURED</u>	<u>UNSECURED</u>	<u>TOTAL</u>
PARCEL COUNT	3	0	3
LOCAL			0
UTILITY	78,975,211		78,975,211
TOTAL	78,975,211		78,975,211
PLUS HOX			0
TOTAL	78,975,211		78,975,211

TAX CODE: 10001 Unitary Bond
VALUE BASE 7 Net of All
TYPE: OPERATING

	<u>SECURED</u>	<u>UNSECURED</u>	<u>TOTAL</u>
PARCEL COUNT	25,641	3,090	28,731
LOCAL	4,689,472,413	167,598,909	4,857,071,322
UTILITY	2,063,503		2,063,503
TOTAL	4,691,535,916	167,598,909	4,859,134,825
PLUS HOX	26,646,357	82,004	26,728,361
TOTAL	4,718,182,273	167,680,913	4,885,863,186

TAX CODE: 10010 Plumas Unified School District
VALUE BASE 7 Net of All
TYPE: OPERATING

	<u>SECURED</u>	<u>UNSECURED</u>	<u>TOTAL</u>
PARCEL COUNT	24,518	3,027	27,545
LOCAL	4,557,925,769	166,097,823	4,724,023,592
UTILITY	1,548,990		1,548,990
TOTAL	4,559,474,759	166,097,823	4,725,572,582
PLUS HOX	25,897,357	82,004	25,979,361
TOTAL	4,585,372,116	166,179,827	4,751,551,943

TAX CODE: 10030 Chester PUD
VALUE BASE 7 Net of All
TYPE: OPERATING

	<u>SECURED</u>	<u>UNSECURED</u>	<u>TOTAL</u>
PARCEL COUNT	1,425	172	1,597
LOCAL	285,333,083	24,690,529	310,023,612
UTILITY			0
TOTAL	285,333,083	24,690,529	310,023,612
PLUS HOX	2,800,000		2,800,000
TOTAL	288,133,083	24,690,529	312,823,612

TAX CODE: 10040 Chester PUD - Zone A
VALUE BASE 7 Net of All
TYPE: OPERATING

	<u>SECURED</u>	<u>UNSECURED</u>	<u>TOTAL</u>
PARCEL COUNT	1,224	146	1,370
LOCAL	203,456,096	17,229,437	220,685,533
UTILITY			0
TOTAL	203,456,096	17,229,437	220,685,533
PLUS HOX	2,338,000		2,338,000
TOTAL	205,794,096	17,229,437	223,023,533

TAX CODE: 10050 Eastern Plumas Hospital
VALUE BASE 7 Net of All
TYPE: OPERATING

	<u>SECURED</u>	<u>UNSECURED</u>	<u>TOTAL</u>
PARCEL COUNT	9,774	495	10,269
LOCAL	1,532,425,222	29,682,885	1,562,108,107
UTILITY	961,236		961,236
TOTAL	1,533,386,458	29,682,885	1,563,069,343
PLUS HOX	9,135,895		9,135,895
TOTAL	1,542,522,353	29,682,885	1,572,205,238

TAX CODE: 10070 School Bond Measure A 530-283-6500 x5
VALUE BASE 7 Net of All
TYPE: OPERATING

	<u>SECURED</u>	<u>UNSECURED</u>	<u>TOTAL</u>
PARCEL COUNT	24,518	3,027	27,545
LOCAL	4,557,925,769	166,097,823	4,724,023,592
UTILITY	1,548,990		1,548,990
TOTAL	4,559,474,759	166,097,823	4,725,572,582
PLUS HOX	25,897,357	82,004	25,979,361
TOTAL	4,585,372,116	166,179,827	4,751,551,943

TAX CODE: 10071 School Bond Measure B 530-283-6500, x
VALUE BASE 7 Net of All
TYPE: OPERATING

	<u>SECURED</u>	<u>UNSECURED</u>	<u>TOTAL</u>
PARCEL COUNT	24,518	3,027	27,545
LOCAL	4,557,925,769	166,097,823	4,724,023,592
UTILITY	1,548,990		1,548,990
TOTAL	4,559,474,759	166,097,823	4,725,572,582
PLUS HOX	25,897,357	82,004	25,979,361
TOTAL	4,585,372,116	166,179,827	4,751,551,943

County of Plumas
AUDITOR CERTIFIED VALUES BY TAX BASE
Model Num: final, Tax Year: 2023
AIRCRAFT VALUES INCLUDED

TAX CODE: 10075 Unitary Debt Service VALUE BASE 7 Net of All TYPE: OPERATING				TAX CODE: 10076 RR Debt Service VALUE BASE 7 Net of All TYPE: OPERATING			
	<u>SECURED</u>	<u>UNSECURED</u>	<u>TOTAL</u>		<u>SECURED</u>	<u>UNSECURED</u>	<u>TOTAL</u>
PARCEL COUNT	25	0	25	PARCEL COUNT	3	0	3
LOCAL			0	LOCAL			0
UTILITY	664,647,758		664,647,758	UTILITY	78,975,211		78,975,211
TOTAL	664,647,758		664,647,758	TOTAL	78,975,211		78,975,211
PLUS HOX			0	PLUS HOX			0
TOTAL	664,647,758		664,647,758	TOTAL	78,975,211		78,975,211

TAX CODE: 10080 Plumas District Hospital Bond VALUE BASE 7 Net of All TYPE: OPERATING				TAX CODE: 19930 Portola VALUE BASE 7 Net of All TYPE: OPERATING			
	<u>SECURED</u>	<u>UNSECURED</u>	<u>TOTAL</u>		<u>SECURED</u>	<u>UNSECURED</u>	<u>TOTAL</u>
PARCEL COUNT	4,700	973	5,673	PARCEL COUNT	1,586	101	1,687
LOCAL	802,433,914	55,625,479	858,059,393	LOCAL	158,846,920	3,446,500	162,293,420
UTILITY	846,740		846,740	UTILITY			0
TOTAL	803,280,654	55,625,479	858,906,133	TOTAL	158,846,920	3,446,500	162,293,420
PLUS HOX	8,999,444	68,835	9,068,279	PLUS HOX	2,286,519		2,286,519
TOTAL	812,280,098	55,694,314	867,974,412	TOTAL	161,133,439	3,446,500	164,579,939

TAX CODE: 19940 East Quincy Services VALUE BASE 7 Net of All TYPE: OPERATING				TAX CODE: 19960 Peninsula Fire VALUE BASE 7 Net of All TYPE: OPERATING			
	<u>SECURED</u>	<u>UNSECURED</u>	<u>TOTAL</u>		<u>SECURED</u>	<u>UNSECURED</u>	<u>TOTAL</u>
PARCEL COUNT	1,563	218	1,781	PARCEL COUNT	3,443	514	3,957
LOCAL	302,885,034	15,315,066	318,200,100	LOCAL	1,040,237,686	15,966,886	1,056,204,572
UTILITY	347,975		347,975	UTILITY			0
TOTAL	303,233,009	15,315,066	318,548,075	TOTAL	1,040,237,686	15,966,886	1,056,204,572
PLUS HOX	3,560,460	45,213	3,605,673	PLUS HOX	1,246,000		1,246,000
TOTAL	306,793,469	15,360,279	322,153,748	TOTAL	1,041,483,686	15,966,886	1,057,450,572

TAX CODE: 19970 Seneca Hospital VALUE BASE 7 Net of All TYPE: OPERATING				TAX CODE: 20001 COUNTY VALUE BASE 7 Net of All TYPE: SPECIAL			
	<u>SECURED</u>	<u>UNSECURED</u>	<u>TOTAL</u>		<u>SECURED</u>	<u>UNSECURED</u>	<u>TOTAL</u>
PARCEL COUNT	7,404	1,171	8,575	PARCEL COUNT	25,641	3,090	28,731
LOCAL	2,011,599,734	65,257,890	2,076,857,624	LOCAL	4,689,472,413	167,598,909	4,857,071,322
UTILITY	169,296		169,296	UTILITY	2,063,503		2,063,503
TOTAL	2,011,769,030	65,257,890	2,077,026,920	TOTAL	4,691,535,916	167,598,909	4,859,134,825
PLUS HOX	5,621,000		5,621,000	PLUS HOX	26,646,357	82,004	26,728,361
TOTAL	2,017,390,030	65,257,890	2,082,647,920	TOTAL	4,718,182,273	167,680,913	4,885,863,186

TAX CODE: 20100 BECKWOURTH CSA VALUE BASE 7 Net of All TYPE: SPECIAL				TAX CODE: 20110 BECKWOURTH FIRE VALUE BASE 7 Net of All TYPE: SPECIAL			
	<u>SECURED</u>	<u>UNSECURED</u>	<u>TOTAL</u>		<u>SECURED</u>	<u>UNSECURED</u>	<u>TOTAL</u>
PARCEL COUNT	105	5	110	PARCEL COUNT	555	60	615
LOCAL	12,414,280	109,660	12,523,940	LOCAL	72,758,113	6,084,962	78,843,075
UTILITY			0	UTILITY	12,678		12,678
TOTAL	12,414,280	109,660	12,523,940	TOTAL	72,770,791	6,084,962	78,855,753
PLUS HOX	168,000		168,000	PLUS HOX	322,000		322,000
TOTAL	12,582,280	109,660	12,691,940	TOTAL	73,092,791	6,084,962	79,177,753

County of Plumas
AUDITOR CERTIFIED VALUES BY TAX BASE
Model Num: final, Tax Year: 2023
AIRCRAFT VALUES INCLUDED

TAX CODE: 20120 CENTRAL PLUMAS REC VALUE BASE 7 Net of All TYPE: SPECIAL				TAX CODE: 20130 CHESTER CEMETERY VALUE BASE 7 Net of All TYPE: SPECIAL			
	<u>SECURED</u>	<u>UNSECURED</u>	<u>TOTAL</u>		<u>SECURED</u>	<u>UNSECURED</u>	<u>TOTAL</u>
PARCEL COUNT	3,836	675	4,511	PARCEL COUNT	7,404	1,171	8,575
LOCAL	707,021,198	30,177,552	737,198,750	LOCAL	2,011,599,734	65,257,890	2,076,857,624
UTILITY	514,837		514,837	UTILITY	169,296		169,296
TOTAL	707,536,035	30,177,552	737,713,587	TOTAL	2,011,769,030	65,257,890	2,077,026,920
PLUS HOX	8,313,444	61,835	8,375,279	PLUS HOX	5,621,000		5,621,000
TOTAL	715,849,479	30,239,387	746,088,866	TOTAL	2,017,390,030	65,257,890	2,082,647,920

TAX CODE: 20140 CHESTER FIRE VALUE BASE 7 Net of All TYPE: SPECIAL				TAX CODE: 20150 CHESTER PU VALUE BASE 7 Net of All TYPE: SPECIAL			
	<u>SECURED</u>	<u>UNSECURED</u>	<u>TOTAL</u>		<u>SECURED</u>	<u>UNSECURED</u>	<u>TOTAL</u>
PARCEL COUNT	1,425	172	1,597	PARCEL COUNT	1,425	172	1,597
LOCAL	285,333,083	24,690,529	310,023,612	LOCAL	285,333,083	24,690,529	310,023,612
UTILITY			0	UTILITY			0
TOTAL	285,333,083	24,690,529	310,023,612	TOTAL	285,333,083	24,690,529	310,023,612
PLUS HOX	2,800,000		2,800,000	PLUS HOX	2,800,000		2,800,000
TOTAL	288,133,083	24,690,529	312,823,612	TOTAL	288,133,083	24,690,529	312,823,612

TAX CODE: 20160 CHESTER PU ZONE A VALUE BASE 7 Net of All TYPE: SPECIAL				TAX CODE: 20170 CLIO PU VALUE BASE 7 Net of All TYPE: SPECIAL			
	<u>SECURED</u>	<u>UNSECURED</u>	<u>TOTAL</u>		<u>SECURED</u>	<u>UNSECURED</u>	<u>TOTAL</u>
PARCEL COUNT	1,224	146	1,370	PARCEL COUNT	93	3	96
LOCAL	203,456,096	17,229,437	220,685,533	LOCAL	14,838,336	67,733	14,906,069
UTILITY			0	UTILITY			0
TOTAL	203,456,096	17,229,437	220,685,533	TOTAL	14,838,336	67,733	14,906,069
PLUS HOX	2,338,000		2,338,000	PLUS HOX	140,000		140,000
TOTAL	205,794,096	17,229,437	223,023,533	TOTAL	14,978,336	67,733	15,046,069

TAX CODE: 20180 CRESCENT MILLS FIRE VALUE BASE 7 Net of All TYPE: SPECIAL				TAX CODE: 20190 CRESCENT MILLS LIGHT VALUE BASE 7 Net of All TYPE: SPECIAL			
	<u>SECURED</u>	<u>UNSECURED</u>	<u>TOTAL</u>		<u>SECURED</u>	<u>UNSECURED</u>	<u>TOTAL</u>
PARCEL COUNT	443	23	466	PARCEL COUNT	119	7	126
LOCAL	38,400,391	6,317,472	44,717,863	LOCAL	6,722,566	38,147	6,760,713
UTILITY			0	UTILITY			0
TOTAL	38,400,391	6,317,472	44,717,863	TOTAL	6,722,566	38,147	6,760,713
PLUS HOX	836,699	7,000	843,699	PLUS HOX	238,000		238,000
TOTAL	39,237,090	6,324,472	45,561,562	TOTAL	6,960,566	38,147	6,998,713

TAX CODE: 20200 CROMBERG CEMETERY VALUE BASE 7 Net of All TYPE: SPECIAL				TAX CODE: 20210 CSA #11 (AMBULANCE) VALUE BASE 7 Net of All TYPE: SPECIAL			
	<u>SECURED</u>	<u>UNSECURED</u>	<u>TOTAL</u>		<u>SECURED</u>	<u>UNSECURED</u>	<u>TOTAL</u>
PARCEL COUNT	330	34	364	PARCEL COUNT	4,700	973	5,673
LOCAL	50,934,795	2,162,786	53,097,581	LOCAL	802,433,914	55,625,479	858,059,393
UTILITY			0	UTILITY	846,740		846,740
TOTAL	50,934,795	2,162,786	53,097,581	TOTAL	803,280,654	55,625,479	858,906,133
PLUS HOX	504,000		504,000	PLUS HOX	8,999,444	68,835	9,068,279
TOTAL	51,438,795	2,162,786	53,601,581	TOTAL	812,280,098	55,694,314	867,974,412

County of Plumas
AUDITOR CERTIFIED VALUES BY TAX BASE
Model Num: final, Tax Year: 2023
AIRCRAFT VALUES INCLUDED

TAX CODE: 20220 EAST QUINCY CSD			
VALUE BASE	7	Net of All	
TYPE:	SPECIAL		
	<u>SECURED</u>	<u>UNSECURED</u>	<u>TOTAL</u>
PARCEL COUNT	1,563	218	1,781
LOCAL	302,885,034	15,315,066	318,200,100
UTILITY	347,975		347,975
TOTAL	303,233,009	15,315,066	318,548,075
PLUS HOX	3,560,460	45,213	3,605,673
TOTAL	306,793,469	15,360,279	322,153,748

TAX CODE: 20240 EASTERN PLUMAS RURAL FIRE			
VALUE BASE	7	Net of All	
TYPE:	SPECIAL		
	<u>SECURED</u>	<u>UNSECURED</u>	<u>TOTAL</u>
PARCEL COUNT	1,404	70	1,474
LOCAL	163,033,963	4,841,605	167,875,568
UTILITY	259,669		259,669
TOTAL	163,293,632	4,841,605	168,135,237
PLUS HOX	1,753,376		1,753,376
TOTAL	165,047,008	4,841,605	169,888,613

TAX CODE: 20260 GRAEAGLE CSD			
VALUE BASE 7		Net of All	
TYPE: SPECIAL			
	<u>SECURED</u>	<u>UNSECURED</u>	<u>TOTAL</u>
PARCEL COUNT	1,255	52	1,307
LOCAL	267,299,218	5,450,380	272,749,598
UTILITY			0
TOTAL	267,299,218	5,450,380	272,749,598
PLUS HOX	1,260,000		1,260,000
TOTAL	268,559,218	5,450,380	274,009,598

TAX CODE: 20280 GREENHORN CREEK CSD			
VALUE BASE 7		Net of All	
TYPE: SPECIAL			
	<u>SECURED</u>	<u>UNSECURED</u>	<u>TOTAL</u>
PARCEL COUNT	387	6	393
LOCAL	26,675,259	74,286	26,749,545
UTILITY			0
TOTAL	26,675,259	74,286	26,749,545
PLUS HOX	371,000		371,000
TOTAL	27,046,259	74,286	27,120,545

TAX CODE: 20300 GRIZZLY LAKE RESORT			
VALUE BASE 7		Net of All	
TYPE: SPECIAL			
	<u>SECURED</u>	<u>UNSECURED</u>	<u>TOTAL</u>
PARCEL COUNT	510	31	541
LOCAL	54,593,857	2,851,873	57,445,730
UTILITY			0
TOTAL	54,593,857	2,851,873	57,445,730
PLUS HOX	605,376		605,376
TOTAL	55,199,233	2,851,873	58,051,106

TAX CODE: 20230 EASTERN PLUMAS HOSPITAL			
VALUE BASE 7		Net of All	
TYPE: SPECIAL			
	<u>SECURED</u>	<u>UNSECURED</u>	<u>TOTAL</u>
PARCEL COUNT	9,806	502	10,308
LOCAL	1,546,537,065	31,943,243	1,578,480,308
UTILITY	961,236		961,236
TOTAL	1,547,498,301	31,943,243	1,579,441,544
PLUS HOX	9,163,895		9,163,895
TOTAL	1,556,662,196	31,943,243	1,588,605,439

TAX CODE: 20250 FLOOD CONTROL COUNTY			
VALUE BASE	7	Net of All	
TYPE:	SPECIAL		
	<u>SECURED</u>	<u>UNSECURED</u>	<u>TOTAL</u>
PARCEL COUNT	25,546	3,084	28,630
LOCAL	4,666,789,556	167,218,841	4,834,008,397
UTILITY	1,986,587		1,986,587
TOTAL	4,668,776,143	167,218,841	4,835,994,984
PLUS HOX	26,562,357	82,004	26,644,361
TOTAL	4,695,338,500	167,300,845	4,862,639,345

TAX CODE: 20270 GRAEAGLE FIRE			
VALUE BASE	7	Net of All	
TYPE:	SPECIAL		
	<u>SECURED</u>	<u>UNSECURED</u>	<u>TOTAL</u>
PARCEL COUNT	1,768	68	1,836
LOCAL	480,799,260	5,698,488	486,497,748
UTILITY			0
TOTAL	480,799,260	5,698,488	486,497,748
PLUS HOX	1,869,000		1,869,000
TOTAL	482,668,260	5,698,488	488,366,748

TAX CODE: 20290 GREENVILLE CEMETERY			
VALUE BASE	7	Net of All	
TYPE:	SPECIAL		
	<u>SECURED</u>	<u>UNSECURED</u>	<u>TOTAL</u>
PARCEL COUNT	1,263	63	1,326
LOCAL	87,140,513	2,237,998	89,378,511
UTILITY	48,352		48,352
TOTAL	87,188,865	2,237,998	89,426,863
PLUS HOX	1,174,997	6,169	1,181,166
TOTAL	88,363,862	2,244,167	90,608,029

TAX CODE: 20310 HAMILTON BRANCH FIRE			
VALUE BASE	7	Net of All	
TYPE:	SPECIAL		
	<u>SECURED</u>	<u>UNSECURED</u>	<u>TOTAL</u>
PARCEL COUNT	967	136	1,103
LOCAL	288,090,181	4,060,753	292,150,934
UTILITY			0
TOTAL	288,090,181	4,060,753	292,150,934
PLUS HOX	1,043,000		1,043,000
TOTAL	289,133,181	4,060,753	293,193,934

County of Plumas
AUDITOR CERTIFIED VALUES BY TAX BASE
Model Num: final, Tax Year: 2023
AIRCRAFT VALUES INCLUDED

TAX CODE: 20320 INDIAN VALLEY CSD

VALUE BASE 7 Net of All

TYPE: SPECIAL

	<u>SECURED</u>	<u>UNSECURED</u>	<u>TOTAL</u>
PARCEL COUNT	1,813	83	1,896
LOCAL	167,200,532	9,944,062	177,144,594
UTILITY	48,352		48,352
TOTAL	167,248,884	9,944,062	177,192,946
PLUS HOX	2,578,696	13,169	2,591,865
TOTAL	169,827,580	9,957,231	179,784,811

TAX CODE: 20340 JOHNSVILLE PU

VALUE BASE 7 Net of All

TYPE: SPECIAL

	<u>SECURED</u>	<u>UNSECURED</u>	<u>TOTAL</u>
PARCEL COUNT	79	1	80
LOCAL	11,335,731	19,600	11,355,331
UTILITY			0
TOTAL	11,335,731	19,600	11,355,331
PLUS HOX	28,000		28,000
TOTAL	11,363,731	19,600	11,383,331

TAX CODE: 20350 LAPORTE FIRE

VALUE BASE 7 Net of All

TYPE: SPECIAL

	<u>SECURED</u>	<u>UNSECURED</u>	<u>TOTAL</u>
PARCEL COUNT	311	8	319
LOCAL	31,613,180	47,421	31,660,601
UTILITY			0
TOTAL	31,613,180	47,421	31,660,601
PLUS HOX	7,000		7,000
TOTAL	31,620,180	47,421	31,667,601

TAX CODE: 20360 MEADOW VALLEY CEM

VALUE BASE 7 Net of All

TYPE: SPECIAL

	<u>SECURED</u>	<u>UNSECURED</u>	<u>TOTAL</u>
PARCEL COUNT	852	311	1,163
LOCAL	86,470,207	24,667,699	111,137,906
UTILITY			0
TOTAL	86,470,207	24,667,699	111,137,906
PLUS HOX	825,984		825,984
TOTAL	87,296,191	24,667,699	111,963,890

TAX CODE: 20370 MEADOW VALLEY FIRE

VALUE BASE 7 Net of All

TYPE: SPECIAL

	<u>SECURED</u>	<u>UNSECURED</u>	<u>TOTAL</u>
PARCEL COUNT	359	35	394
LOCAL	51,684,400	360,384	52,044,784
UTILITY			0
TOTAL	51,684,400	360,384	52,044,784
PLUS HOX	776,984		776,984
TOTAL	52,461,384	360,384	52,821,768

TAX CODE: 20380 MOHAWK VALLEY CEM

VALUE BASE 7 Net of All

TYPE: SPECIAL

	<u>SECURED</u>	<u>UNSECURED</u>	<u>TOTAL</u>
PARCEL COUNT	3,461	154	3,615
LOCAL	812,552,731	8,373,409	820,926,140
UTILITY	172,424		172,424
TOTAL	812,725,155	8,373,409	821,098,564
PLUS HOX	3,297,000		3,297,000
TOTAL	816,022,155	8,373,409	824,395,564

TAX CODE: 20390 PENINSULA FIRE

VALUE BASE 7 Net of All

TYPE: SPECIAL

	<u>SECURED</u>	<u>UNSECURED</u>	<u>TOTAL</u>
PARCEL COUNT	3,443	514	3,957
LOCAL	1,040,237,686	15,966,886	1,056,204,572
UTILITY			0
TOTAL	1,040,237,686	15,966,886	1,056,204,572
PLUS HOX	1,246,000		1,246,000
TOTAL	1,041,483,686	15,966,886	1,057,450,572

TAX CODE: 20400 PLUMAS EUREKA CSD

VALUE BASE 7 Net of All

TYPE: SPECIAL

	<u>SECURED</u>	<u>UNSECURED</u>	<u>TOTAL</u>
PARCEL COUNT	653	13	666
LOCAL	161,798,684	115,031	161,913,715
UTILITY			0
TOTAL	161,798,684	115,031	161,913,715
PLUS HOX	651,000		651,000
TOTAL	162,449,684	115,031	162,564,715

TAX CODE: 20410 PLUMAS HOSPITAL

VALUE BASE 7 Net of All

TYPE: SPECIAL

	<u>SECURED</u>	<u>UNSECURED</u>	<u>TOTAL</u>
PARCEL COUNT	7,353	1,238	8,591
LOCAL	1,036,103,888	68,506,263	1,104,610,151
UTILITY	910,310		910,310
TOTAL	1,037,014,198	68,506,263	1,105,520,461
PLUS HOX	11,826,462	82,004	11,908,466
TOTAL	1,048,840,660	68,588,267	1,117,428,927

TAX CODE: 20420 PORTOLA CEMETERY

VALUE BASE 7 Net of All

TYPE: SPECIAL

	<u>SECURED</u>	<u>UNSECURED</u>	<u>TOTAL</u>
PARCEL COUNT	5,141	285	5,426
LOCAL	613,877,233	20,191,689	634,068,922
UTILITY	761,406		761,406
TOTAL	614,638,639	20,191,689	634,830,328
PLUS HOX	5,572,895		5,572,895
TOTAL	620,211,534	20,191,689	640,403,223

County of Plumas
AUDITOR CERTIFIED VALUES BY TAX BASE
Model Num: final, Tax Year: 2023
AIRCRAFT VALUES INCLUDED

TAX CODE: 20430 PORTOLA, CITY OF				TAX CODE: 20440 PRATTVILLE-ALMANOR F			
VALUE BASE 7 Net of All				VALUE BASE 7 Net of All			
TYPE: SPECIAL				TYPE: SPECIAL			
	<u>SECURED</u>	<u>UNSECURED</u>	<u>TOTAL</u>		<u>SECURED</u>	<u>UNSECURED</u>	<u>TOTAL</u>
PARCEL COUNT	1,603	101	1,704	PARCEL COUNT	201	90	291
LOCAL	163,633,728	3,446,500	167,080,228	LOCAL	26,034,741	8,604,103	34,638,844
UTILITY			0	UTILITY	154,021		154,021
TOTAL	163,633,728	3,446,500	167,080,228	TOTAL	26,188,762	8,604,103	34,792,865
PLUS HOX	2,293,519		2,293,519	PLUS HOX	56,000		56,000
TOTAL	165,927,247	3,446,500	169,373,747	TOTAL	26,244,762	8,604,103	34,848,865
TAX CODE: 20450 QUINCY LA-PORTE CEMETERY				TAX CODE: 20460 QUINCY CSD			
VALUE BASE 7 Net of All				VALUE BASE 7 Net of All			
TYPE: SPECIAL				TYPE: SPECIAL			
	<u>SECURED</u>	<u>UNSECURED</u>	<u>TOTAL</u>		<u>SECURED</u>	<u>UNSECURED</u>	<u>TOTAL</u>
PARCEL COUNT	4,271	741	5,012	PARCEL COUNT	842	347	1,189
LOCAL	743,221,052	31,336,055	774,557,107	LOCAL	156,083,148	12,541,499	168,624,647
UTILITY	520,642		520,642	UTILITY			0
TOTAL	743,741,694	31,336,055	775,077,749	TOTAL	156,083,148	12,541,499	168,624,647
PLUS HOX	7,641,460	61,835	7,703,295	PLUS HOX	1,862,000	2,622	1,864,622
TOTAL	751,383,154	31,397,890	782,781,044	TOTAL	157,945,148	12,544,121	170,489,269
TAX CODE: 20470 QUINCY FIRE				TAX CODE: 20480 QUINCY LIGHT			
VALUE BASE 7 Net of All				VALUE BASE 7 Net of All			
TYPE: SPECIAL				TYPE: SPECIAL			
	<u>SECURED</u>	<u>UNSECURED</u>	<u>TOTAL</u>		<u>SECURED</u>	<u>UNSECURED</u>	<u>TOTAL</u>
PARCEL COUNT	2,683	541	3,224	PARCEL COUNT	2,355	561	2,916
LOCAL	585,726,495	26,724,097	612,450,592	LOCAL	450,061,251	27,781,295	477,842,546
UTILITY	189,062		189,062	UTILITY	347,975		347,975
TOTAL	585,915,557	26,724,097	612,639,654	TOTAL	450,409,226	27,781,295	478,190,521
PLUS HOX	6,878,460	40,835	6,919,295	PLUS HOX	5,331,460	47,835	5,379,295
TOTAL	592,794,017	26,764,932	619,558,949	TOTAL	455,740,686	27,829,130	483,569,816
TAX CODE: 20490 SENECA HOSPITAL				TAX CODE: 20500 SIERRA VALLEY FIRE			
VALUE BASE 7 Net of All				VALUE BASE 7 Net of All			
TYPE: SPECIAL				TYPE: SPECIAL			
	<u>SECURED</u>	<u>UNSECURED</u>	<u>TOTAL</u>		<u>SECURED</u>	<u>UNSECURED</u>	<u>TOTAL</u>
PARCEL COUNT	7,404	1,171	8,575	PARCEL COUNT	761	32	793
LOCAL	2,011,599,734	65,257,890	2,076,857,624	LOCAL	97,022,279	804,658	97,826,937
UTILITY	169,296		169,296	UTILITY	460,501		460,501
TOTAL	2,011,769,030	65,257,890	2,077,026,920	TOTAL	97,482,780	804,658	98,287,438
PLUS HOX	5,621,000		5,621,000	PLUS HOX	658,000		658,000
TOTAL	2,017,390,030	65,257,890	2,082,647,920	TOTAL	98,140,780	804,658	98,945,438
TAX CODE: 20510 TAYLORSVILLE CEM				TAX CODE: 20520 WEST ALMANOR CSD			
VALUE BASE 7 Net of All				VALUE BASE 7 Net of All			
TYPE: SPECIAL				TYPE: SPECIAL			
	<u>SECURED</u>	<u>UNSECURED</u>	<u>TOTAL</u>		<u>SECURED</u>	<u>UNSECURED</u>	<u>TOTAL</u>
PARCEL COUNT	709	83	792	PARCEL COUNT	700	120	820
LOCAL	101,232,107	2,690,946	103,923,053	LOCAL	338,949,090	2,912,531	341,861,621
UTILITY	4,176		4,176	UTILITY			0
TOTAL	101,236,283	2,690,946	103,927,229	TOTAL	338,949,090	2,912,531	341,861,621
PLUS HOX	882,000		882,000	PLUS HOX	469,000		469,000
TOTAL	102,118,283	2,690,946	104,809,229	TOTAL	339,418,090	2,912,531	342,330,621

County of Plumas
AUDITOR CERTIFIED VALUES BY TAX BASE
Model Num: final, Tax Year: 2023
AIRCRAFT VALUES INCLUDED

TAX CODE: 30010 PLUMAS COUNTY OFFICE OF EDUCATION			
VALUE BASE 7 Net of All			
TYPE: SPECIAL			
	<u>SECURED</u>	<u>UNSECURED</u>	<u>TOTAL</u>
PARCEL COUNT	24,518	3,027	27,545
LOCAL	4,557,925,769	166,097,823	4,724,023,592
UTILITY	1,548,990		1,548,990
TOTAL	4,559,474,759	166,097,823	4,725,572,582
PLUS HOX	25,897,357	82,004	25,979,361
TOTAL	4,585,372,116	166,179,827	4,751,551,943

TAX CODE: 30030 PLUMAS UNIFIED SD			
VALUE BASE 7 Net of All			
TYPE: SPECIAL			
	<u>SECURED</u>	<u>UNSECURED</u>	<u>TOTAL</u>
PARCEL COUNT	24,518	3,027	27,545
LOCAL	4,557,925,769	166,097,823	4,724,023,592
UTILITY	1,548,990		1,548,990
TOTAL	4,559,474,759	166,097,823	4,725,572,582
PLUS HOX	25,897,357	82,004	25,979,361
TOTAL	4,585,372,116	166,179,827	4,751,551,943

TAX CODE: 30020 FEATHER RIVER COLLEGE			
VALUE BASE 7 Net of All			
TYPE: SPECIAL			
	<u>SECURED</u>	<u>UNSECURED</u>	<u>TOTAL</u>
PARCEL COUNT	24,518	3,027	27,545
LOCAL	4,557,925,769	166,097,823	4,724,023,592
UTILITY	1,548,990		1,548,990
TOTAL	4,559,474,759	166,097,823	4,725,572,582
PLUS HOX	25,897,357	82,004	25,979,361
TOTAL	4,585,372,116	166,179,827	4,751,551,943

TAX CODE: 30040 SIERRA PLUMAS UNIFIED SD			
VALUE BASE 7 Net of All			
TYPE: SPECIAL			
	<u>SECURED</u>	<u>UNSECURED</u>	<u>TOTAL</u>
PARCEL COUNT	1,123	63	1,186
LOCAL	131,546,644	1,501,086	133,047,730
UTILITY	514,513		514,513
TOTAL	132,061,157	1,501,086	133,562,243
PLUS HOX	749,000		749,000
TOTAL	132,810,157	1,501,086	134,311,243

County of Plumas
AUDITOR CERTIFIED VALUES BY TAX BASE
Model Num: final, Tax Year: 2023
AIRCRAFT VALUES EXCLUDED

TAX CODE: 00001 BASIC TAX
VALUE BASE 7 Net of All
TYPE: OPERATING

	<u>SECURED</u>	<u>UNSECURED</u>	<u>TOTAL</u>
PARCEL COUNT	25,641	3,050	28,691
LOCAL	4,689,472,413	163,682,367	4,853,154,780
UTILITY	2,063,503		2,063,503
TOTAL	4,691,535,916	163,682,367	4,855,218,283
PLUS HOX	26,646,357	82,004	26,728,361
TOTAL	4,718,182,273	163,764,371	4,881,946,644

TAX CODE: 00003 RR Unitary
VALUE BASE 7 Net of All
TYPE: OPERATING

	<u>SECURED</u>	<u>UNSECURED</u>	<u>TOTAL</u>
PARCEL COUNT	3	0	3
LOCAL			0
UTILITY	78,975,211		78,975,211
TOTAL	78,975,211		78,975,211
PLUS HOX		0	0
TOTAL	78,975,211		78,975,211

TAX CODE: 10010 Plumas Unified School District
VALUE BASE 7 Net of All
TYPE: OPERATING

	<u>SECURED</u>	<u>UNSECURED</u>	<u>TOTAL</u>
PARCEL COUNT	24,518	2,987	27,505
LOCAL	4,557,925,769	162,181,281	4,720,107,050
UTILITY	1,548,990		1,548,990
TOTAL	4,559,474,759	162,181,281	4,721,656,040
PLUS HOX	25,897,357	82,004	25,979,361
TOTAL	4,585,372,116	162,263,285	4,747,635,401

TAX CODE: 10040 Chester PUD - Zone A
VALUE BASE 7 Net of All
TYPE: OPERATING

	<u>SECURED</u>	<u>UNSECURED</u>	<u>TOTAL</u>
PARCEL COUNT	1,224	146	1,370
LOCAL	203,456,096	17,229,437	220,685,533
UTILITY			0
TOTAL	203,456,096	17,229,437	220,685,533
PLUS HOX	2,338,000		2,338,000
TOTAL	205,794,096	17,229,437	223,023,533

TAX CODE: 10070 School Bond Measure A 530-283-6500 x
VALUE BASE 7 Net of All
TYPE: OPERATING

	<u>SECURED</u>	<u>UNSECURED</u>	<u>TOTAL</u>
PARCEL COUNT	24,518	2,987	27,505
LOCAL	4,557,925,769	162,181,281	4,720,107,050
UTILITY	1,548,990		1,548,990
TOTAL	4,559,474,759	162,181,281	4,721,656,040
PLUS HOX	25,897,357	82,004	25,979,361
TOTAL	4,585,372,116	162,263,285	4,747,635,401

TAX CODE: 00002 Unitary Rate
VALUE BASE 7 Net of All
TYPE: OPERATING

	<u>SECURED</u>	<u>UNSECURED</u>	<u>TOTAL</u>
PARCEL COUNT	25	0	25
LOCAL			0
UTILITY	664,647,758		664,647,758
TOTAL	664,647,758		664,647,758
PLUS HOX			0
TOTAL	664,647,758		664,647,758

TAX CODE: 10001 Unitary Bond
VALUE BASE 7 Net of All
TYPE: OPERATING

	<u>SECURED</u>	<u>UNSECURED</u>	<u>TOTAL</u>
PARCEL COUNT	25,641	3,050	28,691
LOCAL	4,689,472,413	163,682,367	4,853,154,780
UTILITY	2,063,503		2,063,503
TOTAL	4,691,535,916	163,682,367	4,855,218,283
PLUS HOX	26,646,357	82,004	26,728,361
TOTAL	4,718,182,273	163,764,371	4,881,946,644

TAX CODE: 10030 Chester PUD
VALUE BASE 7 Net of All
TYPE: OPERATING

	<u>SECURED</u>	<u>UNSECURED</u>	<u>TOTAL</u>
PARCEL COUNT	1,425	172	1,597
LOCAL	285,333,083	24,690,529	310,023,612
UTILITY			0
TOTAL	285,333,083	24,690,529	310,023,612
PLUS HOX	2,800,000		2,800,000
TOTAL	288,133,083	24,690,529	312,823,612

TAX CODE: 10050 Eastern Plumas Hospital
VALUE BASE 7 Net of All
TYPE: OPERATING

	<u>SECURED</u>	<u>UNSECURED</u>	<u>TOTAL</u>
PARCEL COUNT	9,774	482	10,256
LOCAL	1,532,425,222	27,457,460	1,559,882,682
UTILITY	961,236		961,236
TOTAL	1,533,386,458	27,457,460	1,560,843,918
PLUS HOX	9,135,895		9,135,895
TOTAL	1,542,522,353	27,457,460	1,569,979,813

TAX CODE: 10071 School Bond Measure B 530-283-6500, x
VALUE BASE 7 Net of All
TYPE: OPERATING

	<u>SECURED</u>	<u>UNSECURED</u>	<u>TOTAL</u>
PARCEL COUNT	24,518	2,987	27,505
LOCAL	4,557,925,769	162,181,281	4,720,107,050
UTILITY	1,548,990		1,548,990
TOTAL	4,559,474,759	162,181,281	4,721,656,040
PLUS HOX	25,897,357	82,004	25,979,361
TOTAL	4,585,372,116	162,263,285	4,747,635,401

County of Plumas
AUDITOR CERTIFIED VALUES BY TAX BASE
Model Num: final, Tax Year: 2023
AIRCRAFT VALUES EXCLUDED

TAX CODE: 10075 Unitary Debt Service			
VALUE BASE 7 Net of All			
TYPE:	OPERATING		
	<u>SECURED</u>	<u>UNSECURED</u>	<u>TOTAL</u>
PARCEL COUNT	25	0	25
LOCAL			0
UTILITY	664,647,758		664,647,758
TOTAL	664,647,758		664,647,758
PLUS HOX			0
TOTAL	664,647,758		664,647,758

TAX CODE: 10076 RR Debt Service			
VALUE BASE 7 Net of All			
TYPE:	OPERATING		
	<u>SECURED</u>	<u>UNSECURED</u>	<u>TOTAL</u>
PARCEL COUNT	3	0	3
LOCAL			0
UTILITY	78,975,211		78,975,211
TOTAL	78,975,211		78,975,211
PLUS HOX			0
TOTAL	78,975,211		78,975,211

TAX CODE: 10080 Plumas District Hospital Bond			
VALUE BASE 7 Net of All			
TYPE:	OPERATING		
	<u>SECURED</u>	<u>UNSECURED</u>	<u>TOTAL</u>
PARCEL COUNT	4,700	950	5,650
LOCAL	802,433,914	54,395,962	856,829,876
UTILITY	846,740		846,740
TOTAL	803,280,654	54,395,962	857,676,616
PLUS HOX	8,999,444	68,835	9,068,279
TOTAL	812,280,098	54,464,797	866,744,895

TAX CODE: 19930 Portola			
VALUE BASE 7 Net of All			
TYPE:	OPERATING		
	<u>SECURED</u>	<u>UNSECURED</u>	<u>TOTAL</u>
PARCEL COUNT	1,586	101	1,687
LOCAL	158,846,920	3,446,500	162,293,420
UTILITY			0
TOTAL	158,846,920	3,446,500	162,293,420
PLUS HOX	2,286,519		2,286,519
TOTAL	161,133,439	3,446,500	164,579,939

TAX CODE: 19940 East Quincy Services			
VALUE BASE 7 Net of All			
TYPE:	OPERATING		
	<u>SECURED</u>	<u>UNSECURED</u>	<u>TOTAL</u>
PARCEL COUNT	1,563	218	1,781
LOCAL	302,885,034	15,315,066	318,200,100
UTILITY	347,975		347,975
TOTAL	303,233,009	15,315,066	318,548,075
PLUS HOX	3,560,460	45,213	3,605,673
TOTAL	306,793,469	15,360,279	322,153,748

TAX CODE: 19960 Peninsula Fire			
VALUE BASE 7 Net of All			
TYPE:	OPERATING		
	<u>SECURED</u>	<u>UNSECURED</u>	<u>TOTAL</u>
PARCEL COUNT	3,443	514	3,957
LOCAL	1,040,237,686	15,966,886	1,056,204,572
UTILITY			0
TOTAL	1,040,237,686	15,966,886	1,056,204,572
PLUS HOX	1,246,000		1,246,000
TOTAL	1,041,483,686	15,966,886	1,057,450,572

TAX CODE: 19970 Seneca Hospital			
VALUE BASE 7 Net of All			
TYPE:	OPERATING		
	<u>SECURED</u>	<u>UNSECURED</u>	<u>TOTAL</u>
PARCEL COUNT	7,404	1,167	8,571
LOCAL	2,011,599,734	64,796,290	2,076,396,024
UTILITY	169,296		169,296
TOTAL	2,011,769,030	64,796,290	2,076,565,320
PLUS HOX	5,621,000		5,621,000
TOTAL	2,017,390,030	64,796,290	2,082,186,320

TAX CODE: 20001 COUNTY			
VALUE BASE 7 Net of All			
TYPE:	SPECIAL		
	<u>SECURED</u>	<u>UNSECURED</u>	<u>TOTAL</u>
PARCEL COUNT	25,641	3,050	28,691
LOCAL	4,689,472,413	163,682,367	4,853,154,780
UTILITY	2,063,503		2,063,503
TOTAL	4,691,535,916	163,682,367	4,855,218,283
PLUS HOX	26,646,357	82,004	26,728,361
TOTAL	4,718,182,273	163,764,371	4,881,946,644

TAX CODE: 20100 BECKWOURTH CSA			
VALUE BASE 7 Net of All			
TYPE:	SPECIAL		
	<u>SECURED</u>	<u>UNSECURED</u>	<u>TOTAL</u>
PARCEL COUNT	105	5	110
LOCAL	12,414,280	109,660	12,523,940
UTILITY			0
TOTAL	12,414,280	109,660	12,523,940
PLUS HOX	168,000		168,000
TOTAL	12,582,280	109,660	12,691,940

TAX CODE: 20110 BECKWOURTH FIRE			
VALUE BASE 7 Net of All			
TYPE:	SPECIAL		
	<u>SECURED</u>	<u>UNSECURED</u>	<u>TOTAL</u>
PARCEL COUNT	555	47	602
LOCAL	72,758,113	3,859,537	76,617,650
UTILITY	12,678		12,678
TOTAL	72,770,791	3,859,537	76,630,328
PLUS HOX	322,000		322,000
TOTAL	73,092,791	3,859,537	76,952,328

County of Plumas
AUDITOR CERTIFIED VALUES BY TAX BASE
Model Num: final, Tax Year: 2023
AIRCRAFT VALUES EXCLUDED

TAX CODE: 20120 CENTRAL PLUMAS REC

VALUE BASE 7 Net of All

TYPE: SPECIAL

	<u>SECURED</u>	<u>UNSECURED</u>	<u>TOTAL</u>
PARCEL COUNT	3,836	652	4,488
LOCAL	707,021,198	28,948,035	735,969,233
UTILITY	514,837		514,837
TOTAL	707,536,035	28,948,035	736,484,070
PLUS HOX	8,313,444	61,835	8,375,279
TOTAL	715,849,479	29,009,870	744,859,349

TAX CODE: 20130 CHESTER CEMETERY

VALUE BASE 7 Net of All

TYPE: SPECIAL

	<u>SECURED</u>	<u>UNSECURED</u>	<u>TOTAL</u>
PARCEL COUNT	7,404	1,167	8,571
LOCAL	2,011,599,734	64,796,290	2,076,396,024
UTILITY	169,296		169,296
TOTAL	2,011,769,030	64,796,290	2,076,565,320
PLUS HOX	5,621,000		5,621,000
TOTAL	2,017,390,030	64,796,290	2,082,186,320

TAX CODE: 20140 CHESTER FIRE

VALUE BASE 7 Net of All

TYPE: SPECIAL

	<u>SECURED</u>	<u>UNSECURED</u>	<u>TOTAL</u>
PARCEL COUNT	1,425	172	1,597
LOCAL	285,333,083	24,690,529	310,023,612
UTILITY			0
TOTAL	285,333,083	24,690,529	310,023,612
PLUS HOX	2,800,000		2,800,000
TOTAL	288,133,083	24,690,529	312,823,612

TAX CODE: 20150 CHESTER PU

VALUE BASE 7 Net of All

TYPE: SPECIAL

	<u>SECURED</u>	<u>UNSECURED</u>	<u>TOTAL</u>
PARCEL COUNT	1,425	172	1,597
LOCAL	285,333,083	24,690,529	310,023,612
UTILITY			0
TOTAL	285,333,083	24,690,529	310,023,612
PLUS HOX	2,800,000		2,800,000
TOTAL	288,133,083	24,690,529	312,823,612

TAX CODE: 20160 CHESTER PU ZONE A

VALUE BASE 7 Net of All

TYPE: SPECIAL

	<u>SECURED</u>	<u>UNSECURED</u>	<u>TOTAL</u>
PARCEL COUNT	1,224	146	1,370
LOCAL	203,456,096	17,229,437	220,685,533
UTILITY			0
TOTAL	203,456,096	17,229,437	220,685,533
PLUS HOX	2,338,000		2,338,000
TOTAL	205,794,096	17,229,437	223,023,533

TAX CODE: 20170 CLIO PU

VALUE BASE 7 Net of All

TYPE: SPECIAL

	<u>SECURED</u>	<u>UNSECURED</u>	<u>TOTAL</u>
PARCEL COUNT	93	3	96
LOCAL	14,838,336	67,733	14,906,069
UTILITY			0
TOTAL	14,838,336	67,733	14,906,069
PLUS HOX	140,000		140,000
TOTAL	14,978,336	67,733	15,046,069

TAX CODE: 20180 CRESCENT MILLS FIRE

VALUE BASE 7 Net of All

TYPE: SPECIAL

	<u>SECURED</u>	<u>UNSECURED</u>	<u>TOTAL</u>
PARCEL COUNT	443	23	466
LOCAL	38,400,391	6,317,472	44,717,863
UTILITY			0
TOTAL	38,400,391	6,317,472	44,717,863
PLUS HOX	836,699	7,000	843,699
TOTAL	39,237,090	6,324,472	45,561,562

TAX CODE: 20190 CRESCENT MILLS LIGHT

VALUE BASE 7 Net of All

TYPE: SPECIAL

	<u>SECURED</u>	<u>UNSECURED</u>	<u>TOTAL</u>
PARCEL COUNT	119	7	126
LOCAL	6,722,566	38,147	6,760,713
UTILITY			0
TOTAL	6,722,566	38,147	6,760,713
PLUS HOX	238,000		238,000
TOTAL	6,960,566	38,147	6,998,713

TAX CODE: 20200 CROMBERG CEMETERY

VALUE BASE 7 Net of All

TYPE: SPECIAL

	<u>SECURED</u>	<u>UNSECURED</u>	<u>TOTAL</u>
PARCEL COUNT	330	34	364
LOCAL	50,934,795	2,162,786	53,097,581
UTILITY			0
TOTAL	50,934,795	2,162,786	53,097,581
PLUS HOX	504,000		504,000
TOTAL	51,438,795	2,162,786	53,601,581

TAX CODE: 20210 CSA #11 (AMBULANCE)

VALUE BASE 7 Net of All

TYPE: SPECIAL

	<u>SECURED</u>	<u>UNSECURED</u>	<u>TOTAL</u>
PARCEL COUNT	4,700	950	5,650
LOCAL	802,433,914	54,395,962	856,829,876
UTILITY	846,740		846,740
TOTAL	803,280,654	54,395,962	857,676,616
PLUS HOX	8,999,444	68,835	9,068,279
TOTAL	812,280,098	54,464,797	866,744,895

County of Plumas
AUDITOR CERTIFIED VALUES BY TAX BASE
Model Num: final, Tax Year: 2023
AIRCRAFT VALUES EXCLUDED

TAX CODE: 20220 EAST QUINCY CSD VALUE BASE 7 Net of All TYPE: SPECIAL				TAX CODE: 20230 EASTERN PLUMAS HOSPITAL VALUE BASE 7 Net of All TYPE: SPECIAL			
	<u>SECURED</u>	<u>UNSECURED</u>	<u>TOTAL</u>		<u>SECURED</u>	<u>UNSECURED</u>	<u>TOTAL</u>
PARCEL COUNT	1,563	218	1,781	PARCEL COUNT	9,806	489	10,295
LOCAL	302,885,034	15,315,066	318,200,100	LOCAL	1,546,537,065	29,717,818	1,576,254,883
UTILITY	347,975		347,975	UTILITY	961,236		961,236
TOTAL	303,233,009	15,315,066	318,548,075	TOTAL	1,547,498,301	29,717,818	1,577,216,119
PLUS HOX	3,560,460	45,213	3,605,673	PLUS HOX	9,163,895		9,163,895
TOTAL	306,793,469	15,360,279	322,153,748	TOTAL	1,556,662,196	29,717,818	1,586,380,014

TAX CODE: 20240 EASTERN PLUMAS RURAL FIRE VALUE BASE 7 Net of All TYPE: SPECIAL				TAX CODE: 20250 FLOOD CONTROL COUNTY VALUE BASE 7 Net of All TYPE: SPECIAL			
	<u>SECURED</u>	<u>UNSECURED</u>	<u>TOTAL</u>		<u>SECURED</u>	<u>UNSECURED</u>	<u>TOTAL</u>
PARCEL COUNT	1,404	70	1,474	PARCEL COUNT	25,546	3,044	28,590
LOCAL	163,033,963	4,841,605	167,875,568	LOCAL	4,666,789,556	163,302,299	4,830,091,855
UTILITY	259,669		259,669	UTILITY	1,986,587		1,986,587
TOTAL	163,293,632	4,841,605	168,135,237	TOTAL	4,668,776,143	163,302,299	4,832,078,442
PLUS HOX	1,753,376		1,753,376	PLUS HOX	26,562,357	82,004	26,644,361
TOTAL	165,047,008	4,841,605	169,888,613	TOTAL	4,695,338,500	163,384,303	4,858,722,803

TAX CODE: 20260 GRAEAGLE CSD VALUE BASE 7 Net of All TYPE: SPECIAL				TAX CODE: 20270 GRAEAGLE FIRE VALUE BASE 7 Net of All TYPE: SPECIAL			
	<u>SECURED</u>	<u>UNSECURED</u>	<u>TOTAL</u>		<u>SECURED</u>	<u>UNSECURED</u>	<u>TOTAL</u>
PARCEL COUNT	1,255	52	1,307	PARCEL COUNT	1,768	68	1,836
LOCAL	267,299,218	5,450,380	272,749,598	LOCAL	480,799,260	5,698,488	486,497,748
UTILITY			0	UTILITY			0
TOTAL	267,299,218	5,450,380	272,749,598	TOTAL	480,799,260	5,698,488	486,497,748
PLUS HOX	1,260,000		1,260,000	PLUS HOX	1,869,000		1,869,000
TOTAL	268,559,218	5,450,380	274,009,598	TOTAL	482,668,260	5,698,488	488,366,748

TAX CODE: 20280 GREENHORN CREEK CSD VALUE BASE 7 Net of All TYPE: SPECIAL				TAX CODE: 20290 GREENVILLE CEMETERY VALUE BASE 7 Net of All TYPE: SPECIAL			
	<u>SECURED</u>	<u>UNSECURED</u>	<u>TOTAL</u>		<u>SECURED</u>	<u>UNSECURED</u>	<u>TOTAL</u>
PARCEL COUNT	387	6	393	PARCEL COUNT	1,263	63	1,326
LOCAL	26,675,259	74,286	26,749,545	LOCAL	87,140,513	2,237,998	89,378,511
UTILITY			0	UTILITY	48,352		48,352
TOTAL	26,675,259	74,286	26,749,545	TOTAL	87,188,865	2,237,998	89,426,863
PLUS HOX	371,000		371,000	PLUS HOX	1,174,997	6,169	1,181,166
TOTAL	27,046,259	74,286	27,120,545	TOTAL	88,363,862	2,244,167	90,608,029

TAX CODE: 20300 GRIZZLY LAKE RESORT VALUE BASE 7 Net of All TYPE: SPECIAL				TAX CODE: 20310 HAMILTON BRANCH FIRE VALUE BASE 7 Net of All TYPE: SPECIAL			
	<u>SECURED</u>	<u>UNSECURED</u>	<u>TOTAL</u>		<u>SECURED</u>	<u>UNSECURED</u>	<u>TOTAL</u>
PARCEL COUNT	510	31	541	PARCEL COUNT	967	136	1,103
LOCAL	54,593,857	2,851,873	57,445,730	LOCAL	288,090,181	4,060,753	292,150,934
UTILITY			0	UTILITY			0
TOTAL	54,593,857	2,851,873	57,445,730	TOTAL	288,090,181	4,060,753	292,150,934
PLUS HOX	605,376		605,376	PLUS HOX	1,043,000		1,043,000
TOTAL	55,199,233	2,851,873	58,051,106	TOTAL	289,133,181	4,060,753	293,193,934

County of Plumas
AUDITOR CERTIFIED VALUES BY TAX BASE
Model Num: final, Tax Year: 2023
AIRCRAFT VALUES EXCLUDED

TAX CODE: 20320 INDIAN VALLEY CSD

VALUE BASE 7 Net of All

TYPE: SPECIAL

	<u>SECURED</u>	<u>UNSECURED</u>	<u>TOTAL</u>
PARCEL COUNT	1,813	83	1,896
LOCAL	167,200,532	9,944,062	177,144,594
UTILITY	48,352		48,352
TOTAL	167,248,884	9,944,062	177,192,946
PLUS HOX	2,578,696	13,169	2,591,865
TOTAL	169,827,580	9,957,231	179,784,811

TAX CODE: 20340 JOHNSVILLE PU

VALUE BASE 7 Net of All

TYPE: SPECIAL

	<u>SECURED</u>	<u>UNSECURED</u>	<u>TOTAL</u>
PARCEL COUNT	79	1	80
LOCAL	11,335,731	19,600	11,355,331
UTILITY			0
TOTAL	11,335,731	19,600	11,355,331
PLUS HOX	28,000		28,000
TOTAL	11,363,731	19,600	11,383,331

TAX CODE: 20350 LAPORTE FIRE

VALUE BASE 7 Net of All

TYPE: SPECIAL

	<u>SECURED</u>	<u>UNSECURED</u>	<u>TOTAL</u>
PARCEL COUNT	311	8	319
LOCAL	31,613,180	47,421	31,660,601
UTILITY			0
TOTAL	31,613,180	47,421	31,660,601
PLUS HOX	7,000		7,000
TOTAL	31,620,180	47,421	31,667,601

TAX CODE: 20360 MEADOW VALLEY CEM

VALUE BASE 7 Net of All

TYPE: SPECIAL

	<u>SECURED</u>	<u>UNSECURED</u>	<u>TOTAL</u>
PARCEL COUNT	852	311	1,163
LOCAL	86,470,207	24,667,699	111,137,906
UTILITY			0
TOTAL	86,470,207	24,667,699	111,137,906
PLUS HOX	825,984		825,984
TOTAL	87,296,191	24,667,699	111,963,890

TAX CODE: 20370 MEADOW VALLEY FIRE

VALUE BASE 7 Net of All

TYPE: SPECIAL

	<u>SECURED</u>	<u>UNSECURED</u>	<u>TOTAL</u>
PARCEL COUNT	359	35	394
LOCAL	51,684,400	360,384	52,044,784
UTILITY			0
TOTAL	51,684,400	360,384	52,044,784
PLUS HOX	776,984		776,984
TOTAL	52,461,384	360,384	52,821,768

TAX CODE: 20380 MOHAWK VALLEY CEM

VALUE BASE 7 Net of All

TYPE: SPECIAL

	<u>SECURED</u>	<u>UNSECURED</u>	<u>TOTAL</u>
PARCEL COUNT	3,461	154	3,615
LOCAL	812,552,731	8,373,409	820,926,140
UTILITY	172,424		172,424
TOTAL	812,725,155	8,373,409	821,098,564
PLUS HOX	3,297,000		3,297,000
TOTAL	816,022,155	8,373,409	824,395,564

TAX CODE: 20390 PENINSULA FIRE

VALUE BASE 7 Net of All

TYPE: SPECIAL

	<u>SECURED</u>	<u>UNSECURED</u>	<u>TOTAL</u>
PARCEL COUNT	3,443	514	3,957
LOCAL	1,040,237,686	15,966,886	1,056,204,572
UTILITY			0
TOTAL	1,040,237,686	15,966,886	1,056,204,572
PLUS HOX	1,246,000		1,246,000
TOTAL	1,041,483,686	15,966,886	1,057,450,572

TAX CODE: 20400 PLUMAS EUREKA CSD

VALUE BASE 7 Net of All

TYPE: SPECIAL

	<u>SECURED</u>	<u>UNSECURED</u>	<u>TOTAL</u>
PARCEL COUNT	653	13	666
LOCAL	161,798,684	115,031	161,913,715
UTILITY			0
TOTAL	161,798,684	115,031	161,913,715
PLUS HOX	651,000		651,000
TOTAL	162,449,684	115,031	162,564,715

TAX CODE: 20410 PLUMAS HOSPITAL

VALUE BASE 7 Net of All

TYPE: SPECIAL

	<u>SECURED</u>	<u>UNSECURED</u>	<u>TOTAL</u>
PARCEL COUNT	7,353	1,215	8,568
LOCAL	1,036,103,888	67,276,746	1,103,380,634
UTILITY	910,310		910,310
TOTAL	1,037,014,198	67,276,746	1,104,290,944
PLUS HOX	11,826,462	82,004	11,908,466
TOTAL	1,048,840,660	67,358,750	1,116,199,410

TAX CODE: 20420 PORTOLA CEMETERY

VALUE BASE 7 Net of All

TYPE: SPECIAL

	<u>SECURED</u>	<u>UNSECURED</u>	<u>TOTAL</u>
PARCEL COUNT	5,141	272	5,413
LOCAL	613,877,233	17,966,264	631,843,497
UTILITY	761,406		761,406
TOTAL	614,638,639	17,966,264	632,604,903
PLUS HOX	5,572,895		5,572,895
TOTAL	620,211,534	17,966,264	638,177,798

County of Plumas
AUDITOR CERTIFIED VALUES BY TAX BASE
Model Num: final, Tax Year: 2023
AIRCRAFT VALUES EXCLUDED

TAX CODE: 20430 PORTOLA, CITY OF			
VALUE BASE 7		Net of All	
TYPE:		SPECIAL	
	<u>SECURED</u>	<u>UNSECURED</u>	<u>TOTAL</u>
PARCEL COUNT	1,603	101	1,704
LOCAL	163,633,728	3,446,500	167,080,228
UTILITY			0
TOTAL	163,633,728	3,446,500	167,080,228
PLUS HOX	2,293,519		2,293,519
TOTAL	165,927,247	3,446,500	169,373,747

TAX CODE: 20440 PRATTVILLE-ALMANOR F			
VALUE BASE 7		Net of All	
TYPE: SPECIAL			
	<u>SECURED</u>	<u>UNSECURED</u>	<u>TOTAL</u>
PARCEL COUNT	201	90	291
LOCAL	26,034,741	8,604,103	34,638,844
UTILITY	154,021		154,021
TOTAL	26,188,762	8,604,103	34,792,865
PLUS HOX	56,000		56,000
TOTAL	26,244,762	8,604,103	34,848,865

TAX CODE: 20450 QUINCY LA-PORTE CEMETERY			
VALUE BASE	7	Net of All	
TYPE:	SPECIAL		
	<u>SECURED</u>	<u>UNSECURED</u>	<u>TOTAL</u>
PARCEL COUNT	4,271	718	4,989
LOCAL	743,221,052	30,106,538	773,327,590
UTILITY	520,642		520,642
TOTAL	743,741,694	30,106,538	773,848,232
PLUS HOX	7,641,460	61,835	7,703,295
TOTAL	751,383,154	30,168,373	781,551,527

TAX CODE: 20460 QUINCY CSD			
VALUE BASE	7	Net of All	
TYPE:	SPECIAL		
	<u>SECURED</u>	<u>UNSECURED</u>	<u>TOTAL</u>
PARCEL COUNT	842	324	1,166
LOCAL	156,083,148	11,311,982	167,395,130
UTILITY			0
TOTAL	156,083,148	11,311,982	167,395,130
PLUS HOX	1,862,000	2,622	1,864,622
TOTAL	157,945,148	11,314,604	169,259,752

TAX CODE: 20470 QUINCY FIRE			
VALUE BASE	7	Net of All	
TYPE:	SPECIAL		
	<u>SECURED</u>	<u>UNSECURED</u>	<u>TOTAL</u>
PARCEL COUNT	2,683	518	3,201
LOCAL	585,726,495	25,494,580	611,221,075
UTILITY	189,062		189,062
TOTAL	585,915,557	25,494,580	611,410,137
PLUS HOX	6,878,460	40,835	6,919,295
TOTAL	592,794,017	25,535,415	618,329,432

TAX CODE: 20480 QUINCY LIGHT			
VALUE BASE	7	Net of All	
TYPE:	SPECIAL		
	<u>SECURED</u>	<u>UNSECURED</u>	<u>TOTAL</u>
PARCEL COUNT	2,355	538	2,893
LOCAL	450,061,251	26,551,778	476,613,029
UTILITY	347,975		347,975
TOTAL	450,409,226	26,551,778	476,961,004
PLUS HOX	5,331,460	47,835	5,379,295
TOTAL	455,740,686	26,599,613	482,340,299

TAX CODE: 20490 SENECA HOSPITAL			
VALUE BASE	7	Net of All	
TYPE:	SPECIAL		
	<u>SECURED</u>	<u>UNSECURED</u>	<u>TOTAL</u>
PARCEL COUNT	7,404	1,167	8,571
LOCAL	2,011,599,734	64,796,290	2,076,396,024
UTILITY	169,296		169,296
TOTAL	2,011,769,030	64,796,290	2,076,565,320
PLUS HOX	5,621,000		5,621,000
TOTAL	2,017,390,030	64,796,290	2,082,186,320

TAX CODE: 20500 SIERRA VALLEY FIRE			
VALUE BASE 7		Net of All	
TYPE: SPECIAL			
	<u>SECURED</u>	<u>UNSECURED</u>	<u>TOTAL</u>
PARCEL COUNT	761	32	793
LOCAL	97,022,279	804,658	97,826,937
UTILITY	460,501		460,501
TOTAL	97,482,780	804,658	98,287,438
PLUS HOX	658,000		658,000
TOTAL	98,140,780	804,658	98,945,438

TAX CODE: 20510 TAYLORSVILLE CEM			
VALUE BASE	7	Net of All	
TYPE:	SPECIAL		
	<u>SECURED</u>	<u>UNSECURED</u>	<u>TOTAL</u>
PARCEL COUNT	709	83	792
LOCAL	101,232,107	2,690,946	103,923,053
UTILITY	4,176		4,176
TOTAL	101,236,283	2,690,946	103,927,229
PLUS HOX	882,000		882,000
TOTAL	102,118,283	2,690,946	104,809,229

TAX CODE: 20520 WEST ALMANOR CSD			
VALUE BASE	7	Net of All	
TYPE:	SPECIAL		
	<u>SECURED</u>	<u>UNSECURED</u>	<u>TOTAL</u>
PARCEL COUNT	700	120	820
LOCAL	338,949,090	2,912,531	341,861,621
UTILITY			0
TOTAL	338,949,090	2,912,531	341,861,621
PLUS HOX	469,000		469,000
TOTAL	339,418,090	2,912,531	342,330,621

County of Plumas
AUDITOR CERTIFIED VALUES BY TAX BASE
Model Num: final, Tax Year: 2023
AIRCRAFT VALUES EXCLUDED

TAX CODE: 30010 PLUMAS COUNTY OFFICE OF EDUCATION			
VALUE BASE	7	Net of All	
TYPE:	SPECIAL		
	<u>SECURED</u>	<u>UNSECURED</u>	<u>TOTAL</u>
PARCEL COUNT	24,518	2,987	27,505
LOCAL	4,557,925,769	162,181,281	4,720,107,050
UTILITY	1,548,990		1,548,990
TOTAL	4,559,474,759	162,181,281	4,721,656,040
PLUS HOX	25,897,357	82,004	25,979,361
TOTAL	4,585,372,116	162,263,285	4,747,635,401

TAX CODE: 30030 PLUMAS UNIFIED SD			
VALUE BASE	7	Net of All	
TYPE:	SPECIAL		
	<u>SECURED</u>	<u>UNSECURED</u>	<u>TOTAL</u>
PARCEL COUNT	24,518	2,987	27,505
LOCAL	4,557,925,769	162,181,281	4,720,107,050
UTILITY	1,548,990		1,548,990
TOTAL	4,559,474,759	162,181,281	4,721,656,040
PLUS HOX	25,897,357	82,004	25,979,361
TOTAL	4,585,372,116	162,263,285	4,747,635,401

TAX CODE: 30020 FEATHER RIVER COLLEGE			
VALUE BASE	7	Net of All	
TYPE:	SPECIAL		
	<u>SECURED</u>	<u>UNSECURED</u>	<u>TOTAL</u>
PARCEL COUNT	24,518	2,987	27,505
LOCAL	4,557,925,769	162,181,281	4,720,107,050
UTILITY	1,548,990		1,548,990
TOTAL	4,559,474,759	162,181,281	4,721,656,040
PLUS HOX	25,897,357	82,004	25,979,361
TOTAL	4,585,372,116	162,263,285	4,747,635,401

TAX CODE: 30040 SIERRA PLUMAS UNIFIED SD			
VALUE BASE	7	Net of All	
TYPE:	SPECIAL		
	<u>SECURED</u>	<u>UNSECURED</u>	<u>TOTAL</u>
PARCEL COUNT	1,123	63	1,186
LOCAL	131,546,644	1,501,086	133,047,730
UTILITY	514,513		514,513
TOTAL	132,061,157	1,501,086	133,562,243
PLUS HOX	749,000		749,000
TOTAL	132,810,157	1,501,086	134,311,243

PLUMAS HOSPITAL DISTRICT

RESOLUTION No. 2023-5

**RESOLUTION OF THE BOARD OF DIRECTORS OF THE
PLUMAS HOSPITAL DISTRICT
GENERAL OBLIGATION BONDS SERIES C
PROPERTY TAX RATE 2023-2024**

NOW, THEREFORE BE IT RESOLVED that the President and Secretary of the Board of the Plumas Hospital District Board of Directors are hereby authorized and empowered to take all actions necessary or appropriate:

1. To authorize the Plumas County Tax Assessor's office to set the 2023-2024 Property Tax Rate for the Plumas District Hospital General Obligation Bond Series C at 0.0003581


PASSED AND ADOPTED this 31st day of August, 2023 by the following vote:


AYES: Director Wickman
 Director Ryback
 Director Flanigan
 Director Blesse
 Director McNett

NAYES: None

ABSENT: None

ATTEST:


Guy McNett, Board of Directors
Plumas Hospital District


Valerie Flanigan Board of Directors
Plumas Hospital District

Debt Service - Plumas Hospital District

	2023/24 bond debt service	2023-24		
1	Total Debt (Feb 2024 & Aug 2024)	344,589.98	3.90	0.0%
	Reserve Fund	200,000.00		
2	Total left in fund after Aug 2023 pymt	(254,711.32)	(102,834.38)	144.7%
3	Unitary Portion	0.00		
4	Unsecured Portion	(22,013.91)		
5	Total Debt for Secured Portion	267,864.75		
6	Total Unsecured Value	55,694,314.00	4,032,790.00	9.9%
7	Minus 13% delq rate	(7,240,260.82)		
8	Unsec rate (prior yr sec rate)	0.0004543		
9	Unsecured's portion	22,013.91		
10	Total Secured/utility Value	803,280,654.00	43,430,476.00	6.5%
11	Plus HOE/HOX	8,999,444.00		
12	Minus 8% delq rate	(64,262,452.32)		
13	Total Value to collect on	748,017,645.68	39,865,053.92	6.4%
14	Secured Debt Svc	267,864.75	(53,867.04)	
15	Secured Bond Rate	0.0003581	(0.0000962)	

\$35.81 per \$100k