

RESOLUTION NO. 24- 8949 .

**A RESOLUTION ADOPTING THE BASIC TAX RATE FOR PLUMAS COUNTY AND THE RATES FOR
THE PLUMAS UNIFIED SCHOOL DISTRICT AND THE PLUMAS DISTRICT HOSPITAL BONDS &
SENECA HEALTHCARE DISTRICT FOR
FISCAL YEAR 2024/25**

WHEREAS, Government Code §29100 requires that the tax rates be set and approved by the Board of Supervisors.

NOW, THEREFORE, BE IT RESOLVED by the Board of Supervisors, County of Plumas, State of California, as follows:

The ad valorem property tax rate for Plumas County is 1% of the assessed value (\$1,000.00 per \$100,000 of assessed value) for the 2024/25-year, tax year 2024, with the bond rates to be ADDED to the 1% rate as follows:

The additional tax rates for the **Plumas Unified School District Bond** for Secured Assessed Values

Measure A: 0.01352% (\$13.52 per \$100,000 of assessed value)

Measure B: 0.05763% (\$57.63 per \$100,000 of assessed value)

The additional tax rates for the **Plumas Unified School District Bond** for Unsecured Assessed Values

Measure A: 0.01624% (\$16.24 per \$100,000 of assessed value)

Measure B: 0.05051% (\$50.51 per \$100,000 of assessed value)

The additional tax rates for the **Plumas District Hospital Bond**, as calculated and approved, by resolution No. 2024-3, by the Plumas District Hospital's Board, are affixed at **0.03282%** of the Secured assessed value (\$32.82 per \$100,000 of assessed value) and 0.04543% of the Unsecured assessed value for the fiscal year 2024/25 tax year 2024.

The additional tax rates for the **Seneca Healthcare District**, as calculated and approved, by resolution No. 449, by the Seneca Healthcare District Board, are affixed at **0.00080%** of the Secured assessed value (\$80.00 per \$100,000 of assessed value).


The additional tax rates for the Plumas Unified School District and Plumas District Hospital Bonds are affixed at 0.15516% (\$155.16 per \$100,000 of assessed value) of the assessed value of the Unitary/State Board Roll for the fiscal year 2024/25, tax year 2024.

The foregoing, Resolution No. 24- 8949 was duly passed and adopted by the Board of Supervisors of the County of Plumas, State of California, at a regular meeting of said Board held on the 17th day of September 2024 by the following vote:

AYES;Supervisors: Ceresola, McGowan, Engel, Hagwood

NOES:

ABSENT: Supervisor Goss


Chair, Board of Supervisors

ATTEST:


Clerk of the Board of Supervisors

Unitary Schedule 1
PLUMAS COUNTY
Calculation of Unitary Average Tax Rate
FY 2024/25 | Tax Year 2024
w/ PDH Resolution XXXX Seneca HealthCare District Resolutio 449

FY 2024/25 Ad Valorem Secured	\$ 5,224,734,699.00	A
Plus Utility	\$ 818,415,996.00	B
Plus HOE	\$ 26,126,357.00	C
Total Secured, Utility, & HOE	\$ 6,069,277,052.00	D
Times the 1% Tax Rate	1.00000%	
FY 2024/25 Gross County Wide Tax (Less Unsecured)	\$ 60,692,771.00	

Divided by Secured Ad Valorem (see above 'D')	\$ 6,069,277,052.00
Unitary Rate - Countywide Tax Divided by Secured Ad Valorem - R&T Code 98.9(b)(1)	1.00000%

Prior Year Unitary Debt Service Rate	0.16182% F
--------------------------------------	------------

Countywide Secured (Including HOE) Debt Service Levy 2023/24 <i>immediate prior fiscal year</i>	\$ 3,737,284.00	G
Countywide Secured (Including HOE) Debt Service Levy 2022/23 <i>(second prior fiscal year)</i>	\$ 3,897,677.00	H

Percentage of Difference Between 2 Preceding Years	95.88491%
--	------------------

Final Unitary Debt Service Tax Rate	0.15516%
Current Year Unitary Value	\$ 816,354,142.00 E
Current Year Unitary Debt Service Levy	\$ 1,266,662.91 A

**PLUMAS COUNTY
DEBT SERVICE**

**Measure A School Bond 2002, 2005 and
2016 Refunding Bonds**

FY 24/25 Tax Year 2024

w/PDH Resolution & Seneca Healthcare

Tax Code 10070

FY 2024/25 Bond Debt Requirement	\$	856,264.50	1
Unitary portion of Debt Service	\$	236,554.53	2
Total Debt	\$	856,264.50	
Reserve - old bond	\$	50,000.00	3
Unitary Portion	\$	(236,554.53)	
Unsecured Portion	\$	(207.65)	
Total Debt for Secured	\$	669,502.32	
Total Unsecured Value	\$	1,558,366.00	4
Minus 13.7% Delinquent Rate	\$	(213,496.14)	
Unsecured Rate (Prior Year Sec Rate)		0.01544%	5
Unsecured Portion	\$	207.65	
Total Secured / Utility Value	\$	5,133,018,361.00	6
Plus HOE	\$	26,044,114.00	7
Minus 4% Delinquent Rate	\$	(205,320,734.44)	
Total Value to collect on	\$	4,953,741,740.56	
Secured Debt Service	\$	669,502.32	
FY 2024/25 Secured Bond Rate		0.01352%	
FY 2023/24 Secured Bond Rate		0.01623%	

**PLUMAS COUNTY
DEBT SERVICE**

**Measure B School Bond 2016 General
Obligation Bonds Only**

FY 24/25 Tax Year 2024

w/PDH Resolution & Seneca Healthcare District

Tax code 10071

FY 24/25 Bond Debt Requirement	\$	3,737,284.00	1
Unitary portion of Debt Service	\$	878,140.15	2
Total Debt	\$	3,737,284.00	
Total add on in fund from Prior Year for Sinking Fund	\$	100,000.00	3
Unitary Portion	\$	(878,140.15)	
Unsecured Portion	\$	(104,497.68)	
Total Debt for Secured	\$	2,854,646.17	
Total Unsecured Value	\$	175,818,987.00	4
Minus 13.7% Delinquent Rate	\$	(24,087,201.22)	
Unsecured Rate (Prior Year Sec Rate)		0.06887000%	5
Unsecured Portion	\$	104,497.68	
Total Secured / Utility Value (adj)	\$	5,133,018,361.00	6
Plus HOE	\$	26,044,114.00	7
Minus 4% Delinquent Rate	\$	(205,320,734.44)	
Total Value to collect on	\$	4,953,741,740.56	
Secured Debt Service	\$	2,854,646.17	
FY 2024/25 Secured Bond Rate		0.05763%	
FY 2023/24 Secured Bond Rate		0.06887%	

Exhibit B

Semi-Annual Debt Service Payment Schedule

Period Ending	Principal	Interest	Debt Service	Annual Debt Service
8/1/2019		\$ 443,912.78	\$ 443,912.78	\$ 443,912.78
2/1/2020		496,300.00	496,300.00	
8/1/2020	\$ 1,370,000	496,300.00	1,866,300.00	2,325,400.00
2/1/2021		468,900.00	468,900.00	
8/1/2021	970,000	468,900.00	1,438,900.00	1,907,800.00
2/1/2022		449,500.00	449,500.00	
8/1/2022	175,000	449,500.00	624,500.00	1,074,000.00
2/1/2023		445,125.00	445,125.00	
8/1/2023	205,000	445,125.00	650,125.00	1,095,250.00
2/1/2024		440,000.00	440,000.00	
8/1/2024	235,000	440,000.00	675,000.00	1,115,000.00
2/1/2025		434,125.00	434,125.00	
8/1/2025	270,000	434,125.00	704,125.00	1,138,250.00
2/1/2026		427,375.00	427,375.00	
8/1/2026	305,000	427,375.00	732,375.00	1,159,750.00
2/1/2027		419,750.00	419,750.00	
8/1/2027	340,000	419,750.00	759,750.00	1,179,500.00
2/1/2028		411,250.00	411,250.00	
8/1/2028	380,000	411,250.00	791,250.00	1,202,500.00
2/1/2029		401,750.00	401,750.00	
8/1/2029	425,000	401,750.00	826,750.00	1,228,500.00
2/1/2030		391,125.00	391,125.00	
8/1/2030	470,000	391,125.00	861,125.00	1,252,250.00
2/1/2031		379,375.00	379,375.00	
8/1/2031	515,000	379,375.00	894,375.00	1,273,750.00
2/1/2032		366,500.00	366,500.00	
8/1/2032	570,000	366,500.00	936,500.00	1,303,000.00
2/1/2033		352,250.00	352,250.00	
8/1/2033	620,000	352,250.00	972,250.00	1,324,500.00
2/1/2034		339,850.00	339,850.00	
8/1/2034	675,000	339,850.00	1,014,850.00	1,354,700.00
2/1/2035		326,350.00	326,350.00	
8/1/2035	725,000	326,350.00	1,051,350.00	1,377,700.00
2/1/2036		311,850.00	311,850.00	
8/1/2036	780,000	311,850.00	1,091,850.00	1,403,700.00
2/1/2037		296,250.00	296,250.00	
8/1/2037	840,000	296,250.00	1,136,250.00	1,432,500.00
2/1/2038		279,450.00	279,450.00	

AC 145555

B-1

Copy of the 2019 Projection of Tax Rates
James Unified School District

Page 20 of 25

2019.08.27

Exhibit A

Semi-Annual Debt Service Payment Schedule

Period Ending	Principal	Interest	Debt Service	Annual Debt Service
8/1/2021		\$166,471.67	\$166,471.67	\$166,471.67
2/1/2022		225,300.00	225,300.00	
8/1/2022	\$385,000	225,300.00	610,300.00	835,600.00
2/1/2023		221,450.00	221,450.00	
8/1/2023	390,000	221,450.00	611,450.00	832,900.00
2/1/2024		215,600.00	215,600.00	
8/1/2024	400,000	215,600.00	615,600.00	831,200.00
2/1/2025		207,600.00	207,600.00	
8/1/2025	420,000	207,600.00	627,600.00	835,200.00
2/1/2026		199,200.00	199,200.00	
8/1/2026	435,000	199,200.00	634,200.00	833,400.00
2/1/2027		190,500.00	190,500.00	
8/1/2027	450,000	190,500.00	640,500.00	831,000.00
2/1/2028		181,500.00	181,500.00	
8/1/2028	470,000	181,500.00	651,500.00	833,000.00
2/1/2029		172,100.00	172,100.00	
8/1/2029	490,000	172,100.00	662,100.00	834,200.00
2/1/2030		162,300.00	162,300.00	
8/1/2030	510,000	162,300.00	672,300.00	834,600.00
2/1/2031		152,100.00	152,100.00	
8/1/2031	530,000	152,100.00	682,100.00	834,200.00
2/1/2032		141,500.00	141,500.00	
8/1/2032	550,000	141,500.00	691,500.00	833,000.00
2/1/2033		136,000.00	136,000.00	
8/1/2033	560,000	136,000.00	696,000.00	832,000.00
2/1/2034		130,400.00	130,400.00	
8/1/2034	575,000	130,400.00	705,400.00	835,800.00
2/1/2035		124,650.00	124,650.00	
8/1/2035	585,000	124,650.00	709,650.00	834,300.00
2/1/2036		112,950.00	112,950.00	
8/1/2036	605,000	112,950.00	717,950.00	830,900.00
2/1/2037		105,387.50	105,387.50	
8/1/2037	620,000	105,387.50	725,387.50	830,775.00
2/1/2038		97,637.50	97,637.50	
8/1/2038	640,000	97,637.50	737,637.50	835,275.00
2/1/2039		89,637.50	89,637.50	
8/1/2039	655,000	89,637.50	744,637.50	834,275.00

Exhibit A

Semi-Annual Debt Service Payment Schedule

Phumas Unified School District
2016 General Obligation Refunding Bonds

Period Ending	Principal	Interest	Debt Service
2/1/2017	—	\$ 19,618.20	\$ 19,618.20
8/1/2017	\$ 141,000.00	43,064.35	184,064.35
2/1/2018		42,324.10	42,324.10
8/1/2018	28,000.00	42,324.10	70,324.10
2/1/2019		42,154.70	42,154.70
8/1/2019	28,000.00	42,154.70	70,154.70
2/1/2020		41,964.30	41,964.30
8/1/2020	29,000.00	41,964.30	70,964.30
2/1/2021		41,745.35	41,745.35
8/1/2021	29,000.00	41,745.35	70,745.35
2/1/2022		41,509.00	41,509.00
8/1/2022	740,000.00	41,509.00	781,509.00
2/1/2023		35,071.00	35,071.00
8/1/2023	757,000.00	35,071.00	792,071.00
2/1/2024		27,879.50	27,879.50
8/1/2024	809,000.00	27,879.50	836,879.50
2/1/2025		19,385.00	19,385.00
8/1/2025	830,000.00	19,385.00	849,385.00
2/1/2026		10,089.00	10,089.00
8/1/2026	855,000.00	10,089.00	865,089.00
	\$4,246,000.00	\$66,926.45	\$4,912,926.45

Exhibit A

Semi-Annual Debt Service Payment Schedule

Period Ending	Principal	Interest	Debt Service	Annual Debt Service
2/1/2018		\$ 186,338.75	\$ 186,338.75	
8/1/2018	\$1,670,000	143,337.50	1,813,337.50	\$ 1,999,676.25
2/1/2019		126,637.50	126,637.50	
8/1/2019	1,835,000	126,637.50	1,961,637.50	2,088,275.00
2/1/2020		108,287.50	108,287.50	
8/1/2020	75,000	108,287.50	183,287.50	291,575.00
2/1/2021		107,537.50	107,537.50	
8/1/2021	80,000	107,537.50	187,537.50	295,075.00
2/1/2022		106,737.50	106,737.50	
8/1/2022	85,000	106,737.50	191,737.50	298,475.00
2/1/2023		105,887.50	105,887.50	
8/1/2023	95,000	105,887.50	200,887.50	306,775.00
2/1/2024		104,937.50	104,937.50	
8/1/2024	105,000	104,937.50	209,937.50	314,875.00
2/1/2025		103,887.50	103,887.50	
8/1/2025	110,000	103,887.50	213,887.50	317,775.00
2/1/2026		102,787.50	102,787.50	
8/1/2026	120,000	102,787.50	222,787.50	325,575.00
2/1/2027		100,987.50	100,987.50	
8/1/2027	130,000	100,987.50	230,987.50	331,975.00
2/1/2028		99,037.50	99,037.50	
8/1/2028	140,000	99,037.50	239,037.50	338,075.00
2/1/2029		96,937.50	96,937.50	
8/1/2029	150,000	96,937.50	246,937.50	343,875.00
2/1/2030		94,687.50	94,687.50	
8/1/2030	160,000	94,687.50	254,687.50	349,375.00
2/1/2031		92,287.50	92,287.50	
8/1/2031	175,000	92,287.50	267,287.50	359,575.00
2/1/2032		89,662.50	89,662.50	
8/1/2032	185,000	89,662.50	274,662.50	364,325.00
2/1/2033		86,771.88	86,771.88	
8/1/2033	200,000	86,771.88	286,771.88	373,543.76
2/1/2034		83,646.88	83,646.88	
8/1/2034	210,000	83,646.88	293,646.88	377,293.76
2/1/2035		80,234.38	80,234.38	
8/1/2035	225,000	80,234.38	305,234.38	385,468.76
2/1/2036		76,578.13	76,578.13	

SC285119

4 of 4

Reprint of Debt Service Schedule
 Phoenix Unified School District
 2018-2036

TAX CODE:	00001	BASIC TAX 1%		
VALUE BASE:	7	Net of All		
TYPE:	OPERATING			
	<u>SECURED</u>	<u>UNSECURED</u>	<u>TOTAL</u>	
PARCEL COUNT	25,610	3,073	28,683	
LOCAL	5,130,956,507	177,286,071	5,308,242,578	
UTILITY	2,061,854		2,061,854	
TOTAL	5,133,018,361	177,286,071	5,310,304,432	
PLUS HOX	26,044,114	82,243	26,126,357	
TOTAL	5,159,062,475	177,368,314	5,336,430,789	

TAX CODE:	00003	Railroad Unitary 1%		
VALUE BASE:	7	Net of All		
TYPE:	OPERATING			
	<u>SECURED</u>	<u>UNSECURED</u>	<u>TOTAL</u>	
PARCEL COUNT	3	0	3	
LOCAL			0	
UTILITY	76,998,664		76,998,664	
TOTAL	76,998,664		76,998,664	
PLUS HOX			0	
TOTAL	76,998,664		76,998,664	

TAX CODE:	10071	School Bond Measure B 530-283-6500,		
VALUE BASE:	7	Net of All		
TYPE:	OPERATING			
	<u>SECURED</u>	<u>UNSECURED</u>	<u>TOTAL</u>	
PARCEL COUNT	24,483	3,010	27,493	
LOCAL	4,994,376,165	175,736,744	5,170,112,909	
UTILITY	1,547,341		1,547,341	
TOTAL	4,995,923,506	175,736,744	5,171,660,250	
PLUS HOX	25,295,114	82,243	25,377,357	
TOTAL	5,021,218,620	175,818,987	5,197,037,607	

TAX CODE:	10076	Railroad Unitary Debt Service		
VALUE BASE:	7	Net of All		
TYPE:	OPERATING			
	<u>SECURED</u>	<u>UNSECURED</u>	<u>TOTAL</u>	
PARCEL COUNT	3	0	3	
LOCAL			0	
UTILITY	76,998,664		76,998,664	
TOTAL	76,998,664		76,998,664	
PLUS HOX			0	
TOTAL	76,998,664		76,998,664	

TAX CODE:	10090	Seneca Healthcare Bond B 2022		
VALUE BASE:	7	Net of All		
TYPE:	OPERATING			
	<u>SECURED</u>	<u>UNSECURED</u>	<u>TOTAL</u>	
PARCEL COUNT	7,400	1,214	8,614	
LOCAL	2,191,029,130	70,276,768	2,261,305,898	
UTILITY	168,904		168,904	
TOTAL	2,191,198,034	70,276,768	2,261,474,802	
PLUS HOX	5,472,600		5,472,600	
TOTAL	2,196,670,634	70,276,768	2,266,947,402	

TAX CODE:	00002	Unitary 1%		
VALUE BASE:	7	Net of All		
TYPE:	OPERATING			
	<u>SECURED</u>	<u>UNSECURED</u>	<u>TOTAL</u>	
PARCEL COUNT	23	0	23	
LOCAL			0	
UTILITY	739,355,478		739,355,478	
TOTAL	739,355,478		739,355,478	
PLUS HOX			0	
TOTAL	739,355,478		739,355,478	

TAX CODE:	10070	School Bond Measure A 530-283-6500 :		
VALUE BASE:	7	Net of All		
TYPE:	OPERATING			
	<u>SECURED</u>	<u>UNSECURED</u>	<u>TOTAL</u>	
PARCEL COUNT	24,483	3,010	27,493	
LOCAL	4,994,376,165	175,736,744	5,170,112,909	
UTILITY	1,547,341		1,547,341	
TOTAL	4,995,923,506	175,736,744	5,171,660,250	
PLUS HOX	25,295,114	82,243	25,377,357	
TOTAL	5,021,218,620	175,818,987	5,197,037,607	

TAX CODE:	10075	Unitary Debt Service		
VALUE BASE:	7	Net of All		
TYPE:	OPERATING			
	<u>SECURED</u>	<u>UNSECURED</u>	<u>TOTAL</u>	
PARCEL COUNT	23	0	23	
LOCAL			0	
UTILITY	739,355,478		739,355,478	
TOTAL	739,355,478		739,355,478	
PLUS HOX			0	
TOTAL	739,355,478		739,355,478	

TAX CODE:	10080	Plumas District Hospital Bond 2008		
VALUE BASE:	7	Net of All		
TYPE:	OPERATING			
	<u>SECURED</u>	<u>UNSECURED</u>	<u>TOTAL</u>	
PARCEL COUNT	4,695	956	5,651	
LOCAL	865,531,506	56,198,944	921,730,450	
UTILITY	846,472		846,472	
TOTAL	866,377,978	56,198,944	922,576,922	
PLUS HOX	8,911,913	68,951	8,980,864	
TOTAL	875,289,891	56,267,895	931,557,786	

TAX CODE:	20001	COUNTY		
VALUE BASE:	7	Net of All		
TYPE:	SPECIAL			
	<u>SECURED</u>	<u>UNSECURED</u>	<u>TOTAL</u>	
PARCEL COUNT	25,610	3,073	28,683	
LOCAL	5,130,956,507	177,286,071	5,308,242,578	
UTILITY	2,061,854		2,061,854	
TOTAL	5,133,018,361	177,286,071	5,310,304,432	
PLUS HOX	26,044,114	82,243	26,126,357	
TOTAL	5,159,062,475	177,368,314	5,336,430,789	

County of Plumas
AUDITOR CERTIFIED VALUES BY TAX BASE
Model Num: Final, Tax Year: 2024
AIRCRAFT VALUES INCLUDED

TAX CODE:	20090	AMERICAN VALLEY CSD		
VALUE BASE:	7	Net of All		
TYPE:	SPECIAL			
	<u>SECURED</u>	<u>UNSECURED</u>	<u>TOTAL</u>	
PARCEL COUNT	2,064	486	2,550	
LOCAL	455,788,866	27,899,553	483,688,419	
UTILITY	22,200		22,200	
TOTAL	455,811,066	27,899,553	483,710,619	
PLUS HOX	5,117,913	26,951	5,144,864	
TOTAL	460,928,979	27,926,504	488,855,483	

TAX CODE:	20100	BECKWOURTH CSA		
VALUE BASE:	7	Net of All		
TYPE:	SPECIAL			
	<u>SECURED</u>	<u>UNSECURED</u>	<u>TOTAL</u>	
PARCEL COUNT	105	5	110	
LOCAL	13,655,324	113,520	13,768,844	
UTILITY			0	
TOTAL	13,655,324	113,520	13,768,844	
PLUS HOX	168,000		168,000	
TOTAL	13,823,324	113,520	13,936,844	

TAX CODE:	20115	BECKWOURTH PEAK FIRE PROTECTIO		
VALUE BASE:	7	Net of All		
TYPE:	SPECIAL			
	<u>SECURED</u>	<u>UNSECURED</u>	<u>TOTAL</u>	
PARCEL COUNT	4,732	209	4,941	
LOCAL	625,255,012	17,054,006	642,309,018	
UTILITY	517,411		517,411	
TOTAL	625,772,423	17,054,006	642,826,429	
PLUS HOX	4,071,268		4,071,268	
TOTAL	629,843,691	17,054,006	646,897,697	

TAX CODE:	20120	CENTRAL PLUMAS REC & PARK		
VALUE BASE:	7	Net of All		
TYPE:	SPECIAL			
	<u>SECURED</u>	<u>UNSECURED</u>	<u>TOTAL</u>	
PARCEL COUNT	3,831	662	4,493	
LOCAL	764,122,081	30,205,921	794,328,002	
UTILITY	514,837		514,837	
TOTAL	764,636,918	30,205,921	794,842,839	
PLUS HOX	8,246,913	61,951	8,308,864	
TOTAL	772,883,831	30,267,872	803,151,703	

TAX CODE:	20130	CHESTER CEMETERY		
VALUE BASE:	7	Net of All		
TYPE:	SPECIAL			
	<u>SECURED</u>	<u>UNSECURED</u>	<u>TOTAL</u>	
PARCEL COUNT	7,400	1,214	8,614	
LOCAL	2,191,029,130	70,276,768	2,261,305,898	
UTILITY	168,904		168,904	
TOTAL	2,191,198,034	70,276,768	2,261,474,802	
PLUS HOX	5,472,600		5,472,600	
TOTAL	2,196,670,634	70,276,768	2,266,947,402	

TAX CODE:	20140	CHESTER FIRE		
VALUE BASE:	7	Net of All		
TYPE:	SPECIAL			
	<u>SECURED</u>	<u>UNSECURED</u>	<u>TOTAL</u>	
PARCEL COUNT	1,425	173	1,598	
LOCAL	296,452,665	25,539,532	321,992,197	
UTILITY			0	
TOTAL	296,452,665	25,539,532	321,992,197	
PLUS HOX	2,672,600		2,672,600	
TOTAL	299,125,265	25,539,532	324,664,797	

TAX CODE:	20150	CHESTER PUD		
VALUE BASE:	7	Net of All		
TYPE:	SPECIAL			
	<u>SECURED</u>	<u>UNSECURED</u>	<u>TOTAL</u>	
PARCEL COUNT	1,425	173	1,598	
LOCAL	296,452,665	25,539,532	321,992,197	
UTILITY			0	
TOTAL	296,452,665	25,539,532	321,992,197	
PLUS HOX	2,672,600		2,672,600	
TOTAL	299,125,265	25,539,532	324,664,797	

TAX CODE:	20160	CHESTER PUD ZONE A		
VALUE BASE:	7	Net of All		
TYPE:	SPECIAL			
	<u>SECURED</u>	<u>UNSECURED</u>	<u>TOTAL</u>	
PARCEL COUNT	1,222	145	1,367	
LOCAL	221,157,948	16,039,216	237,197,164	
UTILITY			0	
TOTAL	221,157,948	16,039,216	237,197,164	
PLUS HOX	2,217,600		2,217,600	
TOTAL	223,375,548	16,039,216	239,414,764	

TAX CODE:	20170	CLIO PUD		
VALUE BASE:	7	Net of All		
TYPE:	SPECIAL			
	<u>SECURED</u>	<u>UNSECURED</u>	<u>TOTAL</u>	
PARCEL COUNT	93	3	96	
LOCAL	16,928,075	69,641	16,997,716	
UTILITY			0	
TOTAL	16,928,075	69,641	16,997,716	
PLUS HOX	140,000		140,000	
TOTAL	17,068,075	69,641	17,137,716	

TAX CODE:	20180	CRESCENT MILLS FIRE		
VALUE BASE:	7	Net of All		
TYPE:	SPECIAL			
	<u>SECURED</u>	<u>UNSECURED</u>	<u>TOTAL</u>	
PARCEL COUNT	442	27	469	
LOCAL	42,647,676	6,600,425	49,248,101	
UTILITY			0	
TOTAL	42,647,676	6,600,425	49,248,101	
PLUS HOX	766,911	7,000	773,911	
TOTAL	43,414,587	6,607,425	50,022,012	

County of Plumas
AUDITOR CERTIFIED VALUES BY TAX BASE
Model Num: Final, Tax Year: 2024
AIRCRAFT VALUES INCLUDED

TAX CODE:	20190	CRESCENT MILLS LIGHTING		
VALUE BASE:	7	Net of All		
TYPE:	SPECIAL			
	<u>SECURED</u>	<u>UNSECURED</u>	<u>TOTAL</u>	
PARCEL COUNT	119	5	124	
LOCAL	7,486,136	20,031	7,486,167	
UTILITY			0	
TOTAL	7,486,136	20,031	7,486,167	
PLUS HOX	196,000		196,000	
TOTAL	7,682,136	20,031	7,682,167	

TAX CODE:	20200	CROMBERG CEMETERY		
VALUE BASE:	7	Net of All		
TYPE:	SPECIAL			
	<u>SECURED</u>	<u>UNSECURED</u>	<u>TOTAL</u>	
PARCEL COUNT	328	37	365	
LOCAL	54,859,331	2,215,562	57,074,893	
UTILITY			0	
TOTAL	54,859,331	2,215,562	57,074,893	
PLUS HOX	497,000		497,000	
TOTAL	55,356,331	2,215,562	57,571,893	

TAX CODE:	20210	CSA #11 (AMBULANCE)		
VALUE BASE:	7	Net of All		
TYPE:	SPECIAL			
	<u>SECURED</u>	<u>UNSECURED</u>	<u>TOTAL</u>	
PARCEL COUNT	4,695	956	5,651	
LOCAL	865,531,506	56,198,944	921,730,450	
UTILITY	846,472		846,472	
TOTAL	866,377,978	56,198,944	922,576,922	
PLUS HOX	8,911,913	68,951	8,980,864	
TOTAL	875,289,891	56,267,895	931,557,786	

TAX CODE:	20230	EASTERN PLUMAS HEALTHCARE		
VALUE BASE:	7	Net of All		
TYPE:	SPECIAL			
	<u>SECURED</u>	<u>UNSECURED</u>	<u>TOTAL</u>	
PARCEL COUNT	9,787	492	10,279	
LOCAL	1,717,347,980	36,030,577	1,753,378,557	
UTILITY	961,236		961,236	
TOTAL	1,718,309,216	36,030,577	1,754,339,793	
PLUS HOX	8,922,163		8,922,163	
TOTAL	1,727,231,379	36,030,577	1,763,261,956	

TAX CODE:	20240	EASTERN PLUMAS RURAL FIRE		
VALUE BASE:	7	Net of All		
TYPE:	SPECIAL			
	<u>SECURED</u>	<u>UNSECURED</u>	<u>TOTAL</u>	
PARCEL COUNT	1,403	71	1,474	
LOCAL	183,768,068	5,704,834	189,472,902	
UTILITY	259,669		259,669	
TOTAL	184,027,737	5,704,834	189,732,571	
PLUS HOX	1,700,895		1,700,895	
TOTAL	185,728,632	5,704,834	191,433,466	

TAX CODE:	20250	FLOOD CONTROL COUNTY		
VALUE BASE:	7	Net of All		
TYPE:	SPECIAL			
	<u>SECURED</u>	<u>UNSECURED</u>	<u>TOTAL</u>	
PARCEL COUNT	25,515	3,069	28,584	
LOCAL	5,109,203,272	176,932,976	5,286,136,248	
UTILITY	1,984,938		1,984,938	
TOTAL	5,111,188,210	176,932,976	5,288,121,186	
PLUS HOX	25,960,114	82,243	26,042,357	
TOTAL	5,137,148,324	177,015,219	5,314,163,543	

TAX CODE:	20260	GRAEAGLE CSD		
VALUE BASE:	7	Net of All		
TYPE:	SPECIAL			
	<u>SECURED</u>	<u>UNSECURED</u>	<u>TOTAL</u>	
PARCEL COUNT	1,256	52	1,308	
LOCAL	290,063,623	5,966,712	296,030,335	
UTILITY			0	
TOTAL	290,063,623	5,966,712	296,030,335	
PLUS HOX	1,260,000		1,260,000	
TOTAL	291,323,623	5,966,712	297,290,335	

TAX CODE:	20270	GRAEAGLE FIRE		
VALUE BASE:	7	Net of All		
TYPE:	SPECIAL			
	<u>SECURED</u>	<u>UNSECURED</u>	<u>TOTAL</u>	
PARCEL COUNT	1,758	69	1,827	
LOCAL	534,970,896	6,299,191	541,270,087	
UTILITY			0	
TOTAL	534,970,896	6,299,191	541,270,087	
PLUS HOX	1,820,000		1,820,000	
TOTAL	536,790,896	6,299,191	543,090,087	

TAX CODE:	20280	GREENHORN CREEK CSD		
VALUE BASE:	7	Net of All		
TYPE:	SPECIAL			
	<u>SECURED</u>	<u>UNSECURED</u>	<u>TOTAL</u>	
PARCEL COUNT	387	9	396	
LOCAL	29,044,120	93,960	29,138,080	
UTILITY			0	
TOTAL	29,044,120	93,960	29,138,080	
PLUS HOX	378,000		378,000	
TOTAL	29,422,120	93,960	29,516,080	

TAX CODE:	20290	GREENVILLE CEMETERY		
VALUE BASE:	7	Net of All		
TYPE:	SPECIAL			
	<u>SECURED</u>	<u>UNSECURED</u>	<u>TOTAL</u>	
PARCEL COUNT	1,261	64	1,325	
LOCAL	98,978,687	3,044,548	102,023,235	
UTILITY	48,352		48,352	
TOTAL	99,027,039	3,044,548	102,071,587	
PLUS HOX	1,140,362	6,292	1,146,654	
TOTAL	100,167,401	3,050,840	103,218,241	

County of Plumas
AUDITOR CERTIFIED VALUES BY TAX BASE
Model Num: Final, Tax Year: 2024
AIRCRAFT VALUES INCLUDED

TAX CODE:	20300	GRIZZLY LAKE CSD	
VALUE BASE:	7	Net of All	
TYPE:	SPECIAL		
	<u>SECURED</u>	<u>UNSECURED</u>	<u>TOTAL</u>
PARCEL COUNT	505	30	535
LOCAL	59,334,597	2,925,639	62,260,236
UTILITY			0
TOTAL	59,334,597	2,925,639	62,260,236
PLUS HOX	587,895		587,895
TOTAL	59,922,492	2,925,639	62,848,131

TAX CODE:	20310	HAMILTON BRANCH FIRE	
VALUE BASE:	7	Net of All	
TYPE:	SPECIAL		
	<u>SECURED</u>	<u>UNSECURED</u>	<u>TOTAL</u>
PARCEL COUNT	967	140	1,107
LOCAL	313,916,095	3,836,251	317,752,346
UTILITY			0
TOTAL	313,916,095	3,836,251	317,752,346
PLUS HOX	1,043,000		1,043,000
TOTAL	314,959,095	3,836,251	318,795,346

TAX CODE:	20320	INDIAN VALLEY CSD	
VALUE BASE:	7	Net of All	
TYPE:	SPECIAL		
	<u>SECURED</u>	<u>UNSECURED</u>	<u>TOTAL</u>
PARCEL COUNT	1,810	84	1,894
LOCAL	185,837,408	10,238,194	196,075,602
UTILITY	48,352		48,352
TOTAL	185,885,760	10,238,194	196,123,954
PLUS HOX	2,467,273	13,292	2,480,565
TOTAL	188,353,033	10,251,486	198,604,519

TAX CODE:	20340	JOHNSVILLE PUD	
VALUE BASE:	7	Net of All	
TYPE:	SPECIAL		
	<u>SECURED</u>	<u>UNSECURED</u>	<u>TOTAL</u>
PARCEL COUNT	80	1	81
LOCAL	12,044,477	45,639	12,090,116
UTILITY			0
TOTAL	12,044,477	45,639	12,090,116
PLUS HOX	28,000		28,000
TOTAL	12,072,477	45,639	12,118,116

TAX CODE:	20350	LAPORTE FIRE	
VALUE BASE:	7	Net of All	
TYPE:	SPECIAL		
	<u>SECURED</u>	<u>UNSECURED</u>	<u>TOTAL</u>
PARCEL COUNT	312	9	321
LOCAL	33,864,534	55,128	33,919,662
UTILITY			0
TOTAL	33,864,534	55,128	33,919,662
PLUS HOX	21,000		21,000
TOTAL	33,885,534	55,128	33,940,662

TAX CODE:	20360	MEADOW VALLEY CEMETERY	
VALUE BASE:	7	Net of All	
TYPE:	SPECIAL		
	<u>SECURED</u>	<u>UNSECURED</u>	<u>TOTAL</u>
PARCEL COUNT	853	296	1,149
LOCAL	93,806,700	25,086,515	118,893,215
UTILITY			0
TOTAL	93,806,700	25,086,515	118,893,215
PLUS HOX	833,000		833,000
TOTAL	94,639,700	25,086,515	119,726,215

TAX CODE:	20370	MEADOW VALLEY FIRE	
VALUE BASE:	7	Net of All	
TYPE:	SPECIAL		
	<u>SECURED</u>	<u>UNSECURED</u>	<u>TOTAL</u>
PARCEL COUNT	359	34	393
LOCAL	57,294,006	343,532	57,637,538
UTILITY			0
TOTAL	57,294,006	343,532	57,637,538
PLUS HOX	784,000		784,000
TOTAL	58,078,006	343,532	58,421,538

TAX CODE:	20380	MOHAWK VALLEY CEMETERY	
VALUE BASE:	7	Net of All	
TYPE:	SPECIAL		
	<u>SECURED</u>	<u>UNSECURED</u>	<u>TOTAL</u>
PARCEL COUNT	3,446	153	3,599
LOCAL	898,477,717	10,334,927	908,812,644
UTILITY	172,424		172,424
TOTAL	898,650,141	10,334,927	908,985,068
PLUS HOX	3,143,000		3,143,000
TOTAL	901,793,141	10,334,927	912,128,068

TAX CODE:	20390	PENINSULA FIRE	
VALUE BASE:	7	Net of All	
TYPE:	SPECIAL		
	<u>SECURED</u>	<u>UNSECURED</u>	<u>TOTAL</u>
PARCEL COUNT	3,440	536	3,976
LOCAL	1,136,700,063	19,628,484	1,156,328,547
UTILITY			0
TOTAL	1,136,700,063	19,628,484	1,156,328,547
PLUS HOX	1,246,000		1,246,000
TOTAL	1,137,946,063	19,628,484	1,157,574,547

TAX CODE:	20400	PLUMAS EUREKA CSD	
VALUE BASE:	7	Net of All	
TYPE:	SPECIAL		
	<u>SECURED</u>	<u>UNSECURED</u>	<u>TOTAL</u>
PARCEL COUNT	653	15	668
LOCAL	178,719,814	1,077,605	179,797,419
UTILITY			0
TOTAL	178,719,814	1,077,605	179,797,419
PLUS HOX	574,000		574,000
TOTAL	179,293,814	1,077,605	180,371,419

County of Plumas
 AUDITOR CERTIFIED VALUES BY TAX BASE
 Model Num: Final, Tax Year: 2024
 AIRCRAFT VALUES INCLUDED

TAX CODE:	20410	PLUMAS DISTRICT HOSPITAL		
VALUE BASE	7	Net of All		
TYPE:	SPECIAL			
	<u>SECURED</u>	<u>UNSECURED</u>	<u>TOTAL</u>	
PARCEL COUNT	7,343	1,211	8,554	
LOCAL	1,120,700,283	69,308,103	1,189,508,386	
UTILITY	909,722		909,722	
TOTAL	1,121,110,005	69,308,103	1,190,418,108	
PLUS HOX	11,600,351	82,243	11,682,594	
TOTAL	1,132,710,356	69,390,346	1,202,100,702	

TAX CODE:	20420	PORTOLA CEMETERY		
VALUE BASE:	7	Net of All		
TYPE:	SPECIAL			
		<u>SECURED</u>	<u>UNSECURED</u>	<u>TOTAL</u>
PARCEL COUNT		5,141	278	5,419
LOCAL		690,534,186	22,782,846	713,317,032
UTILITY		761,406		761,406
TOTAL		691,295,592	22,782,846	714,078,438
PLUS HOX		5,464,163		5,464,163
TOTAL		696,759,755	22,782,846	719,542,601

TAX CODE:	20430	PORTOLA, CITY OF		
VALUE BASE:	7	Net of All		
TYPE:	SPECIAL			
	<u>SECURED</u>	<u>UNSECURED</u>	<u>TOTAL</u>	
PARCEL COUNT	1,603	93	1,696	
LOCAL	179,187,549	3,270,222	182,457,771	
UTILITY			0	
TOTAL	179,187,549	3,270,222	182,457,771	
PLUS HOX	2,244,268		2,244,268	
TOTAL	181,431,817	3,270,222	184,702,039	

TAX CODE:	20440	PRATTVILLE-ALMANOR FIRE		
VALUE BASE:	7	Net of All		
TYPE:	SPECIAL			
	<u>SECURED</u>	<u>UNSECURED</u>	<u>TOTAL</u>	
PARCEL COUNT	201	88	289	
LOCAL	28,390,351	8,699,752	37,090,103	
UTILITY	154,021		154,021	
TOTAL	28,544,372	8,699,752	37,244,124	
PLUS HOX	49,000		49,000	
TOTAL	28,593,372	8,699,752	37,293,124	

TAX CODE:	20450	QUINCY LAPORTE CEMETERY		
VALUE BASE:	7	Net of All		
TYPE:	SPECIAL			
		<u>SECURED</u>	<u>UNSECURED</u>	<u>TOTAL</u>
PARCEL COUNT		4,266	723	4,989
LOCAL		800,806,676	31,285,165	832,091,841
UTILITY		520,455		520,455
TOTAL		801,327,131	31,285,165	832,612,296
PLUS HOX		7,374,913	61,951	7,636,864
TOTAL		808,932,044	31,347,116	840,249,160

TAX CODE:	20470	QUINCY FIRE		
VALUE BASE:	7	Net of All		
TYPE:	SPECIAL			
	<u>SECURED</u>	<u>UNSECURED</u>	<u>TOTAL</u>	
PARCEL COUNT	2,680	535	3,215	
LOCAL	631,454,734	28,690,446	660,145,180	
UTILITY	189,062		189,062	
TOTAL	631,643,796	28,690,446	660,334,242	
PLUS HOX	5,818,913	40,951	6,859,864	
TOTAL	638,462,709	28,731,397	667,194,106	

TAX CODE:	20480	QUINCY LIGHTING		
VALUE BASE:	7	Net of All		
TYPE:	SPECIAL			
		<u>SECURED</u>	<u>UNSECURED</u>	<u>TOTAL</u>
PARCEL COUNT		2,351	551	2,902
LOCAL		486,087,172	28,833,041	514,920,213
UTILITY		347,975		347,975
TOTAL		486,435,147	28,833,041	515,268,188
PLUS HOX		5,278,913	47,951	5,326,864
TOTAL		491,714,060	28,880,992	520,595,052

TAX CODE:	20490	SENECA HEALTHCARE		
VALUE BASE:	7	Net of All		
TYPE:	SPECIAL			
		<u>SECURED</u>	<u>UNSECURED</u>	<u>TOTAL</u>
PARCEL COUNT		7,400	1,214	8,614
LOCAL	2,191,029,130	70,276,768		2,261,305,898
UTILITY	168,904			168,904
TOTAL	2,191,198,034	70,276,768		2,261,474,802
PLUS HOX	5,472,600			5,472,600
TOTAL	2,196,670,634	70,276,768		2,266,947,402

TAX CODE:	20510	TAYLORSVILLE CEMETERY		
VALUE BASE:	7	Net of All		
TYPE:	SPECIAL			
	<u>SECURED</u>	<u>UNSECURED</u>	<u>TOTAL</u>	
PARCEL COUNT	709	80	789	
LOCAL	106,195,703	1,916,543	108,112,246	
UTILITY	4,176		4,176	
TOTAL	106,199,879	1,916,543	108,116,422	
PLUS HOX	861,000		861,000	
TOTAL	107,060,879	1,916,543	108,977,422	

TAX CODE:	20520	WEST ALMANOR CSD	
VALUE BASE:	7	Net of All	
TYPE:	SPECIAL		
	<u>SECURED</u>	<u>UNSECURED</u>	<u>TOTAL</u>
PARCEL COUNT	701	128	829
LOCAL	380,937,807	3,093,099	384,030,906
UTILITY			0
TOTAL	380,937,807	3,093,099	384,030,906
PLUS HOX	455,000		455,000
TOTAL	381,392,807	3,093,099	384,485,906

County of Plumas
AUDITOR CERTIFIED VALUES BY TAX BASE
Model Num: Final, Tax Year: 2024
AIRCRAFT VALUES INCLUDED

TAX CODE:	30010	PLUMAS COUNTY OFFICE OF EDUCAT		
VALUE BASE:	7	Net of All		
TYPE:	SPECIAL			
	<u>SECURED</u>	<u>UNSECURED</u>	<u>TOTAL</u>	
PARCEL COUNT	24,483	3,010	27,493	
LOCAL	4,994,376,165	175,736,744	5,170,112,909	
UTILITY	1,547,341		1,547,341	
TOTAL	4,995,923,506	175,736,744	5,171,660,250	
PLUS HOX	25,295,114	82,243	25,377,357	
TOTAL	5,021,218,620	175,818,987	5,197,037,607	

TAX CODE:	30030	PLUMAS UNIFIED SCHOOL DISTRICT		
VALUE BASE:	7	Net of All		
TYPE:	SPECIAL			
	<u>SECURED</u>	<u>UNSECURED</u>	<u>TOTAL</u>	
PARCEL COUNT	24,483	3,010	27,493	
LOCAL	4,994,376,165	175,736,744	5,170,112,909	
UTILITY	1,547,341		1,547,341	
TOTAL	4,995,923,506	175,736,744	5,171,660,250	
PLUS HOX	25,295,114	82,243	25,377,357	
TOTAL	5,021,218,620	175,818,987	5,197,037,607	

TAX CODE:	30020	FEATHER RIVER COLLEGE		
VALUE BASE:	7	Net of All		
TYPE:	SPECIAL			
	<u>SECURED</u>	<u>UNSECURED</u>	<u>TOTAL</u>	
PARCEL COUNT	24,483	3,010	27,493	
LOCAL	4,994,376,165	175,736,744	5,170,112,909	
UTILITY	1,547,341		1,547,341	
TOTAL	4,995,923,506	175,736,744	5,171,660,250	
PLUS HOX	25,295,114	82,243	25,377,357	
TOTAL	5,021,218,620	175,818,987	5,197,037,607	

TAX CODE:	30040	SIERRA PLUMAS JOINT UNIFIED SCHC		
VALUE BASE:	7	Net of All		
TYPE:	SPECIAL			
	<u>SECURED</u>	<u>UNSECURED</u>	<u>TOTAL</u>	
PARCEL COUNT	1,127	63	1,190	
LOCAL	136,580,342	1,549,327	138,129,669	
UTILITY	514,513		514,513	
TOTAL	137,094,855	1,549,327	138,644,182	
PLUS HOX	749,000		749,000	
TOTAL	137,843,855	1,549,327	139,393,182	

TAX CODE:	30050	ERAF		
VALUE BASE:	7	Net of All		
TYPE:	SPECIAL			
	<u>SECURED</u>	<u>UNSECURED</u>	<u>TOTAL</u>	
PARCEL COUNT	25,610	3,073	28,683	
LOCAL	5,130,956,507	177,286,071	5,308,242,578	
UTILITY	2,061,854		2,061,854	
TOTAL	5,133,018,361	177,286,071	5,310,304,432	
PLUS HOX	26,044,114	82,243	26,126,357	
TOTAL	5,159,062,475	177,368,314	5,336,430,789	

County of Plumas
AUDITOR CERTIFIED VALUES BY TAX BASE
Model Num: Final, Tax Year: 2024
AIRCRAFT VALUES EXCLUDED

TAX CODE:	00001	BASIC TAX 1%		
VALUE BASE:	7	Net of All		
TYPE:	OPERATING			
	<u>SECURED</u>	<u>UNSECURED</u>	<u>TOTAL</u>	
PARCEL COUNT	25,610	3,038	28,648	
LOCAL	5,130,956,507	170,683,997	5,301,640,504	
UTILITY	2,061,854		2,061,854	
TOTAL	5,133,018,361	170,683,997	5,303,702,358	
PLUS HOX	26,044,114	82,243	26,126,357	
TOTAL	5,159,062,475	170,766,240	5,329,828,715	

TAX CODE:	00003	Railroad Unitary 1%		
VALUE BASE:	7	Net of All		
TYPE:	OPERATING			
	<u>SECURED</u>	<u>UNSECURED</u>	<u>TOTAL</u>	
PARCEL COUNT	3	0	3	
LOCAL			0	
UTILITY	76,998,664		76,998,664	
TOTAL	76,998,664		76,998,664	
PLUS HOX			0	
TOTAL	76,998,664		76,998,664	

TAX CODE:	10071	School Bond Measure B 530-283-6500		
VALUE BASE:	7	Net of All		
TYPE:	OPERATING			
	<u>SECURED</u>	<u>UNSECURED</u>	<u>TOTAL</u>	
PARCEL COUNT	24,483	2,975	27,458	
LOCAL	4,994,376,165	169,134,670	5,163,510,835	
UTILITY	1,547,341		1,547,341	
TOTAL	4,995,923,506	169,134,670	5,165,058,176	
PLUS HOX	25,295,114	82,243	25,377,357	
TOTAL	5,021,218,620	169,216,913	5,190,435,533	

TAX CODE:	10076	Railroad Unitary Debt Service		
VALUE BASE:	7	Net of All		
TYPE:	OPERATING			
	<u>SECURED</u>	<u>UNSECURED</u>	<u>TOTAL</u>	
PARCEL COUNT	3	0	3	
LOCAL			0	
UTILITY	76,998,664		76,998,664	
TOTAL	76,998,664		76,998,664	
PLUS HOX			0	
TOTAL	76,998,664		76,998,664	

TAX CODE:	10090	Seneca Healthcare Bond B 2022		
VALUE BASE:	7	Net of All		
TYPE:	OPERATING			
	<u>SECURED</u>	<u>UNSECURED</u>	<u>TOTAL</u>	
PARCEL COUNT	7,400	1,211	8,611	
LOCAL	2,191,029,130	69,633,473	2,260,662,603	
UTILITY	168,904		168,904	
TOTAL	2,191,198,034	69,633,473	2,260,831,507	
PLUS HOX	5,472,600		5,472,600	
TOTAL	2,196,670,634	69,633,473	2,266,304,107	

TAX CODE:	00002	Unitary 1%		
VALUE BASE:	7	Net of All		
TYPE:	OPERATING			
	<u>SECURED</u>	<u>UNSECURED</u>	<u>TOTAL</u>	
PARCEL COUNT	23	0	23	
LOCAL			0	
UTILITY	739,355,478		739,355,478	
TOTAL	739,355,478		739,355,478	
PLUS HOX			0	
TOTAL	739,355,478		739,355,478	

TAX CODE:	10070	School Bond Measure A 530-283-6500		
VALUE BASE:	7	Net of All		
TYPE:	OPERATING			
	<u>SECURED</u>	<u>UNSECURED</u>	<u>TOTAL</u>	
PARCEL COUNT	24,483	2,975	27,458	
LOCAL	4,994,376,165	169,134,670	5,163,510,835	
UTILITY	1,547,341		1,547,341	
TOTAL	4,995,923,506	169,134,670	5,165,058,176	
PLUS HOX	25,295,114	82,243	25,377,357	
TOTAL	5,021,218,620	169,216,913	5,190,435,533	

TAX CODE:	10075	Unitary Debt Service		
VALUE BASE:	7	Net of All		
TYPE:	OPERATING			
	<u>SECURED</u>	<u>UNSECURED</u>	<u>TOTAL</u>	
PARCEL COUNT	23	0	23	
LOCAL			0	
UTILITY	739,355,478		739,355,478	
TOTAL	739,355,478		739,355,478	
PLUS HOX			0	
TOTAL	739,355,478		739,355,478	

TAX CODE:	10080	Plumas District Hospital Bond 2008		
VALUE BASE:	7	Net of All		
TYPE:	OPERATING			
	<u>SECURED</u>	<u>UNSECURED</u>	<u>TOTAL</u>	
PARCEL COUNT	4,695	936	5,631	
LOCAL	865,531,506	55,059,632	920,591,138	
UTILITY	846,472		846,472	
TOTAL	866,377,978	55,059,632	921,437,610	
PLUS HOX	8,911,913	68,951	8,980,864	
TOTAL	875,289,891	55,128,583	930,418,474	

TAX CODE:	20001	COUNTY		
VALUE BASE:	7	Net of All		
TYPE:	SPECIAL			
	<u>SECURED</u>	<u>UNSECURED</u>	<u>TOTAL</u>	
PARCEL COUNT	25,610	3,038	28,648	
LOCAL	5,130,956,507	170,683,997	5,301,640,504	
UTILITY	2,061,854		2,061,854	
TOTAL	5,133,018,361	170,683,997	5,303,702,358	
PLUS HOX	26,044,114	82,243	26,126,357	
TOTAL	5,159,062,475	170,766,240	5,329,828,715	

County of Plumas
AUDITOR CERTIFIED VALUES BY TAX BASE
Model Num: Final, Tax Year: 2024
AIRCRAFT VALUES EXCLUDED

TAX CODE:	20090	AMERICAN VALLEY CSD		
VALUE BASE:	7	Net of All		
TYPE:	SPECIAL			
	<u>SECURED</u>	<u>UNSECURED</u>	<u>TOTAL</u>	
PARCEL COUNT	2,064	466	2,530	
LOCAL	455,798,866	26,760,241	482,549,107	
UTILITY	22,200		22,200	
TOTAL	455,811,066	26,760,241	482,571,307	
PLUS HOX	5,117,913	26,951	5,144,864	
TOTAL	460,928,979	26,787,192	487,716,171	

TAX CODE:	20100	BECKWOURTH CSA		
VALUE BASE:	7	Net of All		
TYPE:	SPECIAL			
	<u>SECURED</u>	<u>UNSECURED</u>	<u>TOTAL</u>	
PARCEL COUNT	105	5	110	
LOCAL	13,655,324	113,520	13,768,844	
UTILITY			0	
TOTAL	13,655,324	113,520	13,768,844	
PLUS HOX	168,000		168,000	
TOTAL	13,823,324	113,520	13,936,844	

TAX CODE:	20115	BECKWOURTH PEAK FIRE PROTECTIO		
VALUE BASE:	7	Net of All		
TYPE:	SPECIAL			
	<u>SECURED</u>	<u>UNSECURED</u>	<u>TOTAL</u>	
PARCEL COUNT	4,732	197	4,929	
LOCAL	625,255,012	12,234,539	637,489,551	
UTILITY	517,411		517,411	
TOTAL	625,772,423	12,234,539	638,006,962	
PLUS HOX	4,071,268		4,071,268	
TOTAL	629,843,691	12,234,539	642,078,230	

TAX CODE:	20120	CENTRAL PLUMAS REC & PARK		
VALUE BASE:	7	Net of All		
TYPE:	SPECIAL			
	<u>SECURED</u>	<u>UNSECURED</u>	<u>TOTAL</u>	
PARCEL COUNT	3,831	642	4,473	
LOCAL	764,122,081	29,066,609	793,188,690	
UTILITY	514,837		514,837	
TOTAL	764,636,918	29,066,609	793,703,527	
PLUS HOX	8,246,913	61,951	8,308,864	
TOTAL	772,883,831	29,128,560	802,012,391	

TAX CODE:	20130	CHESTER CEMETERY		
VALUE BASE:	7	Net of All		
TYPE:	SPECIAL			
	<u>SECURED</u>	<u>UNSECURED</u>	<u>TOTAL</u>	
PARCEL COUNT	7,400	1,211	8,611	
LOCAL	2,191,029,130	69,633,473	2,260,662,603	
UTILITY	168,904		168,904	
TOTAL	2,191,198,034	69,633,473	2,260,831,507	
PLUS HOX	5,472,600		5,472,600	
TOTAL	2,196,670,634	69,633,473	2,266,304,107	

TAX CODE:	20140	CHESTER FIRE		
VALUE BASE:	7	Net of All		
TYPE:	SPECIAL			
	<u>SECURED</u>	<u>UNSECURED</u>	<u>TOTAL</u>	
PARCEL COUNT	1,425	173	1,598	
LOCAL	296,452,665	25,539,532	321,992,197	
UTILITY			0	
TOTAL	296,452,665	25,539,532	321,992,197	
PLUS HOX	2,672,600		2,672,600	
TOTAL	299,125,265	25,539,532	324,664,797	

TAX CODE:	20150	CHESTER PUD		
VALUE BASE:	7	Net of All		
TYPE:	SPECIAL			
	<u>SECURED</u>	<u>UNSECURED</u>	<u>TOTAL</u>	
PARCEL COUNT	1,425	173	1,598	
LOCAL	296,452,665	25,539,532	321,992,197	
UTILITY			0	
TOTAL	296,452,665	25,539,532	321,992,197	
PLUS HOX	2,672,600		2,672,600	
TOTAL	299,125,265	25,539,532	324,664,797	

TAX CODE:	20160	CHESTER PUD ZONE A		
VALUE BASE:	7	Net of All		
TYPE:	SPECIAL			
	<u>SECURED</u>	<u>UNSECURED</u>	<u>TOTAL</u>	
PARCEL COUNT	1,222	145	1,367	
LOCAL	221,157,948	16,039,216	237,197,164	
UTILITY			0	
TOTAL	221,157,948	16,039,216	237,197,164	
PLUS HOX	2,217,600		2,217,600	
TOTAL	223,375,548	16,039,216	239,414,764	

TAX CODE:	20170	CLIO PUD		
VALUE BASE:	7	Net of All		
TYPE:	SPECIAL			
	<u>SECURED</u>	<u>UNSECURED</u>	<u>TOTAL</u>	
PARCEL COUNT	93	3	96	
LOCAL	16,928,075	69,641	16,997,716	
UTILITY			0	
TOTAL	16,928,075	69,641	16,997,716	
PLUS HOX	140,000		140,000	
TOTAL	17,068,075	69,641	17,137,716	

TAX CODE:	20180	CRESCENT MILLS FIRE		
VALUE BASE:	7	Net of All		
TYPE:	SPECIAL			
	<u>SECURED</u>	<u>UNSECURED</u>	<u>TOTAL</u>	
PARCEL COUNT	442	27	469	
LOCAL	42,647,676	6,600,425	49,248,101	
UTILITY			0	
TOTAL	42,647,676	6,600,425	49,248,101	
PLUS HOX	766,911	7,000	773,911	
TOTAL	43,414,587	6,607,425	50,022,012	

County of Plumas
AUDITOR CERTIFIED VALUES BY TAX BASE
Model Num: Final Tax Year: 2024
AIRCRAFT VALUES EXCLUDED

TAX CODE:	20190	CRESCENT MILLS LIGHTING		
VALUE BASE:	7	Net of All		
TYPE:	SPECIAL			
	<u>SECURED</u>	<u>UNSECURED</u>	<u>TOTAL</u>	
PARCEL COUNT	119	5	124	
LOCAL	7,466,136	20,031	7,486,167	
UTILITY			0	
TOTAL	7,466,136	20,031	7,486,167	
PLUS HOX	196,000		196,000	
TOTAL	7,662,136	20,031	7,682,167	

TAX CODE:	20200	CROMBERG CEMETERY		
VALUE BASE:	7	Net of All		
TYPE:	SPECIAL			
		<u>SECURED</u>	<u>UNSECURED</u>	<u>TOTAL</u>
PARCEL COUNT		328	37	365
LOCAL	54,859,331		2,215,562	57,074,893
UTILITY				0
TOTAL	54,859,331		2,215,562	57,074,893
PLUS HOX	497,000			497,000
TOTAL	55,356,331		2,215,562	57,571,893

TAX CODE:	20210	CSA #11 (AMBULANCE)	
VALUE BASE:	7	Net of All	
TYPE:	SPECIAL		
	<u>SECURED</u>	<u>UNSECURED</u>	<u>TOTAL</u>
PARCEL COUNT	4,695	936	5,631
LOCAL	865,531,506	55,059,632	920,591,138
UTILITY	846,472		846,472
TOTAL	866,377,978	55,059,632	921,437,610
PLUS HOX	8,911,913	68,951	8,980,864
TOTAL	875,289,891	55,128,583	930,418,474

TAX CODE:	20230	EASTERN PLUMAS HEALTHCARE		
VALUE BASE:	7	Net of All		
TYPE:	SPECIAL			
		<u>SECURED</u>	<u>UNSECURED</u>	<u>TOTAL</u>
PARCEL COUNT		9,787	480	10,267
LOCAL		1,717,347,980	31,211,110	1,748,559,090
UTILITY		961,236		961,236
TOTAL		1,718,309,216	31,211,110	1,749,520,326
PLUS HOX		8,922,163		8,922,163
TOTAL		1,727,231,379	31,211,110	1,758,442,489

TAX CODE:	20240	EASTERN PLUMAS RURAL FIRE		
VALUE BASE:	7	Net of All		
TYPE:	SPECIAL			
		<u>SECURED</u>	<u>UNSECURED</u>	<u>TOTAL</u>
PARCEL COUNT		1,403	71	1,474
LOCAL		183,768,068	5,704,834	189,472,902
UTILITY		259,669		259,669
TOTAL		184,027,737	5,704,834	189,732,571
PLUS HOX		1,700,895		1,700,895
TOTAL		185,728,632	5,704,834	191,433,466

TAX CODE:	20250	FLOOD CONTROL COUNTY		
VALUE BASE:	7	Net of All		
TYPE:	SPECIAL			
		<u>SECURED</u>	<u>UNSECURED</u>	<u>TOTAL</u>
PARCEL COUNT		25,515	3,034	28,549
LOCAL		5,109,203,272	170,330,902	5,279,534,174
UTILITY		1,984,938		1,984,938
TOTAL		5,111,188,210	170,330,902	5,281,519,112
PLUS HOX		25,960,114	82,243	26,042,357
TOTAL		5,137,148,324	170,413,145	5,307,561,469

TAX CODE:	20260	GRAEAGLE CSD		
VALUE BASE:	7	Net of All		
TYPE:	SPECIAL			
		<u>SECURED</u>	<u>UNSECURED</u>	<u>TOTAL</u>
PARCEL COUNT		1,256	52	1,308
LOCAL		290,063,623	5,966,712	296,030,335
UTILITY				0
TOTAL		290,063,623	5,966,712	296,030,335
PLUS HOX		1,260,000		1,260,000
TOTAL		291,323,623	5,966,712	297,290,335

TAX CODE:	20270	GRAEAGLE FIRE	
VALUE BASE:	7	Net of All	
TYPE:	SPECIAL		
	<u>SECURED</u>	<u>UNSECURED</u>	<u>TOTAL</u>
PARCEL COUNT	1,758	69	1,827
LOCAL	534,970,896	6,299,191	541,270,087
UTILITY			0
TOTAL	534,970,896	6,299,191	541,270,087
PLUS HOX	1,820,000		1,820,000
TOTAL	536,790,896	6,299,191	543,090,087

TAX CODE:	20280	GREENHORN CREEK CSD		
VALUE BASE:	7	Net of All		
TYPE:	SPECIAL			
		<u>SECURED</u>	<u>UNSECURED</u>	<u>TOTAL</u>
PARCEL COUNT		387	9	396
LOCAL		29,044,120	93,960	29,138,080
UTILITY				0
TOTAL		29,044,120	93,960	29,138,080
PLUS HOX		378,000		378,000
TOTAL		29,422,120	93,960	29,516,080

TAX CODE:	20290	GREENVILLE CEMETERY		
VALUE BASE:	7	Net of All		
TYPE:	SPECIAL			
	<u>SECURED</u>	<u>UNSECURED</u>	<u>TOTAL</u>	
PARCEL COUNT	1,261	64	1,325	
LOCAL	98,978,687	3,044,548	102,023,235	
UTILITY	48,352		48,352	
TOTAL	99,027,039	3,044,548	102,071,587	
PLUS HOX	1,140,362	6,292	1,146,654	
TOTAL	100,167,401	3,050,840	103,218,241	

County of Plumas
AUDITOR CERTIFIED VALUES BY TAX BASE
Model Num: Final, Tax Year: 2024
AIRCRAFT VALUES EXCLUDED

TAX CODE:	20300	GRIZZLY LAKE CSD	
VALUE BASE:	7	Net of All	
TYPE:	SPECIAL		
	<u>SECURED</u>	<u>UNSECURED</u>	<u>TOTAL</u>
PARCEL COUNT	505	30	535
LOCAL	59,334,597	2,925,639	62,260,236
UTILITY			0
TOTAL	59,334,597	2,925,639	62,260,236
PLUS HOX	587,895		587,895
TOTAL	59,922,492	2,925,639	62,848,131

TAX CODE:	20320	INDIAN VALLEY CSD	
VALUE BASE:	7	Net of All	
TYPE:	SPECIAL		
	<u>SECURED</u>	<u>UNSECURED</u>	<u>TOTAL</u>
PARCEL COUNT	1,810	84	1,894
LOCAL	185,837,408	10,238,194	196,075,602
UTILITY	48,352		48,352
TOTAL	185,885,760	10,238,194	196,123,954
PLUS HOX	2,467,273	13,292	2,480,565
TOTAL	188,353,033	10,251,486	198,604,519

TAX CODE:	20350	LAPORTE FIRE	
VALUE BASE:	7	Net of All	
TYPE:	SPECIAL		
	<u>SECURED</u>	<u>UNSECURED</u>	<u>TOTAL</u>
PARCEL COUNT	312	9	321
LOCAL	33,864,534	55,128	33,919,662
UTILITY			0
TOTAL	33,864,534	55,128	33,919,662
PLUS HOX	21,000		21,000
TOTAL	33,885,534	55,128	33,940,662

TAX CODE:	20370	MEADOW VALLEY FIRE	
VALUE BASE:	7	Net of All	
TYPE:	SPECIAL		
	<u>SECURED</u>	<u>UNSECURED</u>	<u>TOTAL</u>
PARCEL COUNT	359	34	393
LOCAL	57,294,006	343,532	57,637,538
UTILITY			0
TOTAL	57,294,006	343,532	57,637,538
PLUS HOX	784,000		784,000
TOTAL	58,078,006	343,532	58,421,538

TAX CODE:	20390	PENINSULA FIRE	
VALUE BASE:	7	Net of All	
TYPE:	SPECIAL		
	<u>SECURED</u>	<u>UNSECURED</u>	<u>TOTAL</u>
PARCEL COUNT	3,440	536	3,976
LOCAL	1,136,700,063	19,628,484	1,156,328,547
UTILITY			0
TOTAL	1,136,700,063	19,628,484	1,156,328,547
PLUS HOX	1,246,000		1,246,000
TOTAL	1,137,946,063	19,628,484	1,157,574,547

TAX CODE:	20310	HAMILTON BRANCH FIRE	
VALUE BASE:	7	Net of All	
TYPE:	SPECIAL		
	<u>SECURED</u>	<u>UNSECURED</u>	<u>TOTAL</u>
PARCEL COUNT	967	140	1,107
LOCAL	313,916,095	3,836,251	317,752,346
UTILITY			0
TOTAL	313,916,095	3,836,251	317,752,346
PLUS HOX	1,043,000		1,043,000
TOTAL	314,959,095	3,836,251	318,795,346

TAX CODE:	20340	JOHNSVILLE PUD	
VALUE BASE:	7	Net of All	
TYPE:	SPECIAL		
	<u>SECURED</u>	<u>UNSECURED</u>	<u>TOTAL</u>
PARCEL COUNT	80	1	81
LOCAL	12,044,477	45,639	12,090,116
UTILITY			0
TOTAL	12,044,477	45,639	12,090,116
PLUS HOX	28,000		28,000
TOTAL	12,072,477	45,639	12,118,116

TAX CODE:	20360	MEADOW VALLEY CEMETERY	
VALUE BASE:	7	Net of All	
TYPE:	SPECIAL		
	<u>SECURED</u>	<u>UNSECURED</u>	<u>TOTAL</u>
PARCEL COUNT	853	296	1,149
LOCAL	93,806,700	25,086,515	118,893,215
UTILITY			0
TOTAL	93,806,700	25,086,515	118,893,215
PLUS HOX	833,000		833,000
TOTAL	94,639,700	25,086,515	119,726,215

TAX CODE:	20380	MOHAWK VALLEY CEMETERY	
VALUE BASE:	7	Net of All	
TYPE:	SPECIAL		
	<u>SECURED</u>	<u>UNSECURED</u>	<u>TOTAL</u>
PARCEL COUNT	3,446	153	3,599
LOCAL	898,477,717	10,334,927	908,812,644
UTILITY	172,424		172,424
TOTAL	898,650,141	10,334,927	908,985,068
PLUS HOX	3,143,000		3,143,000
TOTAL	901,793,141	10,334,927	912,128,068

TAX CODE:	20400	PLUMAS EUREKA CSD	
VALUE BASE:	7	Net of All	
TYPE:	SPECIAL		
	<u>SECURED</u>	<u>UNSECURED</u>	<u>TOTAL</u>
PARCEL COUNT	653	15	668
LOCAL	178,719,814	1,077,605	179,797,419
UTILITY			0
TOTAL	178,719,814	1,077,605	179,797,419
PLUS HOX	574,000		574,000
TOTAL	179,293,814	1,077,605	180,371,419

County of Plumas
AUDITOR CERTIFIED VALUES BY TAX BASE
Model Num: Final, Tax Year: 2024
AIRCRAFT VALUES EXCLUDED

TAX CODE:	20410	PLUMAS DISTRICT HOSPITAL	
VALUE BASE:	7	Net of All	
TYPE:	SPECIAL		
	<u>SECURED</u>	<u>UNSECURED</u>	<u>TOTAL</u>
PARCEL COUNT	7,343	1,191	8,534
LOCAL	1,120,203,283	68,168,791	1,188,369,074
UTILITY	909,722		909,722
TOTAL	1,121,113,005	68,168,791	1,189,278,796
PLUS HOX	11,600,351	82,243	11,682,594
TOTAL	1,132,710,356	68,251,034	1,200,961,390

TAX CODE:	20430	PORTOLA, CITY OF		
VALUE BASE:	7	Net of All		
TYPE:	SPECIAL			
		<u>SECURED</u>	<u>UNSECURED</u>	<u>TOTAL</u>
PARCEL COUNT		1,603	93	1,696
LOCAL	179,187,549		3,270,222	182,457,771
UTILITY				0
TOTAL	179,187,549		3,270,222	182,457,771
PLUS HOX	2,244,268			2,244,268
TOTAL	181,431,817		3,270,222	184,702,039

TAX CODE:	20450	QUINCY LAPORTE CEMETERY		
VALUE BASE:	7	Net of All		
TYPE:	SPECIAL			
		<u>SECURED</u>	<u>UNSECURED</u>	<u>TOTAL</u>
PARCEL COUNT		4,266	703	4,969
LOCAL		800,806,676	30,145,853	830,952,529
UTILITY		520,455		520,455
TOTAL		801,327,131	30,145,853	831,472,984
PLUS HOX		7,574,913	61,951	7,636,864
TOTAL		808,902,044	30,207,804	839,109,848

TAX CODE:	20480	QUINCY LIGHTING		
VALUE BASE:	7	Net of All		
TYPE:	SPECIAL			
		<u>SECURED</u>	<u>UNSECURED</u>	<u>TOTAL</u>
PARCEL COUNT		2,351	531	2,882
LOCAL		486,087,172	27,693,729	513,780,901
UTILITY		347,975		347,975
TOTAL		486,435,147	27,693,729	514,128,876
PLUS HOX		5,278,913	47,951	5,326,864
TOTAL		491,714,060	27,741,680	519,455,740

TAX CODE:	20510	TAYLORSVILLE CEMETERY		
VALUE BASE:	7	Net of All		
TYPE:	SPECIAL			
		<u>SECURED</u>	<u>UNSECURED</u>	<u>TOTAL</u>
PARCEL COUNT		709	80	789
LOCAL	106,195,703		1,916,543	108,112,246
UTILITY	4,176			4,176
TOTAL	106,199,879		1,916,543	108,116,422
PLUS HOX	861,000			861,000
TOTAL	107,060,879		1,916,543	108,977,422

TAX CODE:	20420	PORTOLA CEMETERY		
VALUE BASE:	7	Net of All		
TYPE:	SPECIAL			
	<u>SECURED</u>	<u>UNSECURED</u>	<u>TOTAL</u>	
PARCEL COUNT	5,141	266	5,407	
LOCAL	690,534,186	17,963,379	708,497,565	
UTILITY	761,406		761,406	
TOTAL	691,295,592	17,963,379	709,258,971	
PLUS HOX	5,464,163		5,464,163	
TOTAL	696,759,755	17,963,379	714,723,134	

TAX CODE:	20440	PRATTVILLE-ALMANOR FIRE		
VALUE BASE:	7	Net of All		
TYPE:	SPECIAL			
	<u>SECURED</u>	<u>UNSECURED</u>	<u>TOTAL</u>	
PARCEL COUNT	201	88	289	
LOCAL	28,390,351	8,699,752	37,090,103	
UTILITY	154,021		154,021	
TOTAL	28,544,372	8,699,752	37,244,124	
PLUS HOX	49,000		49,000	
TOTAL	28,593,372	8,699,752	37,293,124	

TAX CODE:	20470	QUINCY FIRE	
VALUE BASE:	7	Net of All	
TYPE:	SPECIAL		
	<u>SECURED</u>	<u>UNSECURED</u>	<u>TOTAL</u>
PARCEL COUNT	2,680	515	3,195
LOCAL	631,454,734	27,551,134	659,005,868
UTILITY	189,062		189,062
TOTAL	631,643,796	27,551,134	659,194,930
PLUS HOX	6,818,913	40,951	6,859,864
TOTAL	638,462,709	27,592,085	666,054,794

TAX CODE:	20490	SENECA HEALTHCARE		
VALUE BASE:	7	Net of All		
TYPE:	SPECIAL			
	<u>SECURED</u>	<u>UNSECURED</u>	<u>TOTAL</u>	
PARCEL COUNT	7,400	1,211	8,611	
LOCAL	2,191,029,130	69,633,473	2,260,662,603	
UTILITY	168,904		168,904	
TOTAL	2,191,198,034	69,633,473	2,260,831,507	
PLUS HOX	5,472,600		5,472,600	
TOTAL	2,196,670,634	69,633,473	2,266,304,107	

TAX CODE:	20520	WEST ALMANOR CSD	
VALUE BASE:	7	Net of All	
TYPE:	SPECIAL		
	<u>SECURED</u>	<u>UNSECURED</u>	<u>TOTAL</u>
PARCEL COUNT	701	128	829
LOCAL	380,937,807	3,093,099	384,030,906
UTILITY			0
TOTAL	380,937,807	3,093,099	384,030,906
PLUS HOX	455,000		455,000
TOTAL	381,392,807	3,093,099	384,485,906

County of Plumas
AUDITOR CERTIFIED VALUES BY TAX BASE
Model Num: Final, Tax Year: 2024
AIRCRAFT VALUES EXCLUDED

TAX CODE:	30010	PLUMAS COUNTY OFFICE OF EDUCAT		
VALUE BASE:	7	Net of All		
TYPE:	SPECIAL			
	<u>SECURED</u>	<u>UNSECURED</u>	<u>TOTAL</u>	
PARCEL COUNT	24,483	2,975	27,458	
LOCAL	4,994,376,165	169,134,670	5,163,510,835	
UTILITY	1,547,341		1,547,341	
TOTAL	4,995,923,506	169,134,670	5,165,058,176	
PLUS HOX	25,295,114	82,243	25,377,357	
TOTAL	5,021,218,620	169,216,913	5,190,435,533	

TAX CODE:	30030	PLUMAS UNIFIED SCHOOL DISTRICT		
VALUE BASE:	7	Net of All		
TYPE:	SPECIAL			
	<u>SECURED</u>	<u>UNSECURED</u>	<u>TOTAL</u>	
PARCEL COUNT	24,483	2,975	27,458	
LOCAL	4,994,376,165	169,134,670	5,163,510,835	
UTILITY	1,547,341		1,547,341	
TOTAL	4,995,923,506	169,134,670	5,165,058,176	
PLUS HOX	25,295,114	82,243	25,377,357	
TOTAL	5,021,218,620	169,216,913	5,190,435,533	

TAX CODE:	30050	ERAF		
VALUE BASE:	7	Net of All		
TYPE:	SPECIAL			
	<u>SECURED</u>	<u>UNSECURED</u>	<u>TOTAL</u>	
PARCEL COUNT	25,610	3,038	28,648	
LOCAL	5,130,956,507	170,683,997	5,301,640,504	
UTILITY	2,061,854		2,061,854	
TOTAL	5,133,018,361	170,683,997	5,303,702,358	
PLUS HOX	26,044,114	82,243	26,126,357	
TOTAL	5,159,062,475	170,766,240	5,329,828,715	

TAX CODE:	30020	FEATHER RIVER COLLEGE		
VALUE BASE:	7	Net of All		
TYPE:	SPECIAL			
	<u>SECURED</u>	<u>UNSECURED</u>	<u>TOTAL</u>	
PARCEL COUNT	24,483	2,975	27,458	
LOCAL	4,994,376,165	169,134,670	5,163,510,835	
UTILITY	1,547,341		1,547,341	
TOTAL	4,995,923,506	169,134,670	5,165,058,176	
PLUS HOX	25,295,114	82,243	25,377,357	
TOTAL	5,021,218,620	169,216,913	5,190,435,533	

TAX CODE:	30040	SIERRA PLUMAS JOINT UNIFIED SCHC		
VALUE BASE:	7	Net of All		
TYPE:	SPECIAL			
	<u>SECURED</u>	<u>UNSECURED</u>	<u>TOTAL</u>	
PARCEL COUNT	1,127	63	1,190	
LOCAL	136,580,342	1,549,327	138,129,669	
UTILITY	514,513		514,513	
TOTAL	137,094,855	1,549,327	138,644,182	
PLUS HOX	749,000		749,000	
TOTAL	137,843,855	1,549,327	139,393,182	

PLUMAS HOSPITAL DISTRICT

RESOLUTION No. 2024 - 3

**RESOLUTION OF THE BOARD OF DIRECTORS OF THE
PLUMAS HOSPITAL DISTRICT
GENERAL OBLIGATION BONDS SERIES C
PROPERTY TAX RATE 2024-2025**

NOW, THEREFORE BE IT RESOLVED that the President and Secretary of the Board of the Plumas Hospital District Board of Directors are hereby authorized and empowered to take all actions necessary or appropriate:


1. To authorize the Plumas County Tax Assessor's office to set the 2024-2025 Property Tax Rate for the Plumas District Hospital General Obligation Bond Series C at 0.0003282

PASSED AND ADOPTED this 12th day of September, 2024 by the following vote:

AYES: Director Wickman
 Director Ryback
 Director Flanigan
 Director Blesse
 Director McNett

NAYES: None

ABSENT: None



Andrew Ryback, Board President
Plumas Hospital District

ATTEST:



Sam Blesse, Board Secretary
Plumas Hospital District

Debt Service - Plumas Hospital District

2024/25 bond debt service		2024-25	
1	Total Debt (Feb 2025 & Aug 2025)	344,590.08	4.00 0.0%
	Reserve Fund	250,000.00	
2	Total left in fund after Aug 2024 pymt	(312,546.82)	(160,669.88) 226.2%
3	Unitary Portion	0.00	
4	Unsecured Portion	(17,530.07)	
5	Total Debt for Secured Portion	264,513.19	
6	Total Unsecured Value	56,267,895.00	4,606,371.00 11.3%
7	Minus 13% delq rate	(7,314,826.35)	
8	Unsec rate (prior yr sec rate)	0.0003581	
9	Unsecured's portion	17,530.07	
10	Total Secured/utility Value	866,377,978.00	106,527,800.00 15.9%
11	Plus HOE/HOX	8,911,913.00	
12	Minus 8% delq rate	(69,310,238.24)	
13	Total Value to collect on	805,979,652.76	97,827,061.00 15.6%
14	Secured Debt Svc	264,513.19	(57,218.60)
15	Secured Bond Rate	0.0003282	(0.0001261)

\$32.82 per \$100k

RESOLUTION NO. 449

A RESOLUTION OF THE BOARD OF DIRECTORS OF THE SENECA HEALTHCARE DISTRICT REQUESTING THE SETTING OF 2024-25 PROPERTY TAX RATES FOR GENERAL OBLIGATION NOTES

WHEREAS, a duly called municipal election was held in the Seneca Healthcare District (the “District”) on November 8, 2022, and thereafter canvassed pursuant to law; and

WHEREAS, at such election there was submitted to and approved by the requisite two-thirds (2/3) vote of the qualified electors of the District a question as to the issuance and sale of general obligation bonds of the District for the purpose of raising money for the acquisition, construction, installation and equipping of a new hospital and skilled nursing facility and improvements to facilities of the District, in the maximum aggregate principal amount of \$42,000,000 payable from the levy of an unlimited *ad valorem* tax against all taxable property in the District; and

WHEREAS, the District is proceeding with the issuance of its General Obligation Notes, Election of 2022, Series 2024 (the “GO Notes”); and

WHEREAS, the District now desires to request that the Plumas County Tax Assessor’s office set the 2024-25 property tax rates for the GO Notes.

NOW, THEREFORE, BE IT RESOLVED by the Board of Directors of the Seneca Healthcare District, Plumas County, California as follows:

SECTION 1. *Authorization.* The President of the District’s Board of Directors, the Chief Executive Officer and Chief Financial Officer of the District (the “Authorized Officers”) are each hereby authorized and directed to authorize the Plumas County Tax Assessor’s office to set the 2024-25 property tax rate for the GO Notes at 0.0008000.

SECTION 2. *Further Action.* The Authorized Officers are authorized to take any and all actions which are necessary in order for the authorizations and direction provided in this resolution to be carried out.

SECTION 3. *Effective Date.* This Resolution shall be effective immediately as of the date of its adoption.


PASSED AND ADOPTED by the Board of Directors of the Seneca Healthcare District
this 12th day of August, 2024, by the following vote:

AYES: 5

NAYS: Ø


ABSENT: Ø

ABSTAIN: Ø


Jerri Nielsen, President of the Board

ATTEST:

I, Kenneth Crandall, Secretary of the Board of Directors of Seneca Healthcare District,
Plumas County, California, do hereby certify that the foregoing is a full, true and
correct copy of Resolution No. 449 passed and adopted by said Board of Directors at a
meeting held on the 12th day of August, 2024.


Kenneth Crandall, Board Secretary



DEBORAH HOUSEN
BOARD CLERK

BACK UP EXHIBITS

Debt Service - Seneca Healthcare District

2024/25 Bond Debt Service

2024-25

1	Debt Payment (March 1, 2025)	296,797.59
	Debt Payment (September 1, 2025)	467,850.17
	Add'l levy Request for Future FY 25-26 Debt Service	852,409.58
2	Total left in fund after September 2024 Payment	-
3	Unitary Portion	-
4	Unsecured Portion	-
5	Total Debt for FY 24-25 Secured Portion	1,617,057.34
6	Total Unsecured Value	70,276,768.00
7	Minus 13% delq rate	9,135,979.84
8	Unsecured rate (prior year secured rate)	-
9	Unsecured 's portion	-
10	Total Secured/Utility Value*	2,191,198,034.00
11	Plus HOE/HOX	5,472,600.00
12	Minus 8% delq rate	(175,295,842.72)
13	Total Value to collect on	2,021,374,791.28
14	Secured Debt Service	1,617,057.34
15	Secured Bond Rate	0.0008000

Tax Rate \$80.00 per \$100k