

SOCIAL SERVICES TRENDS

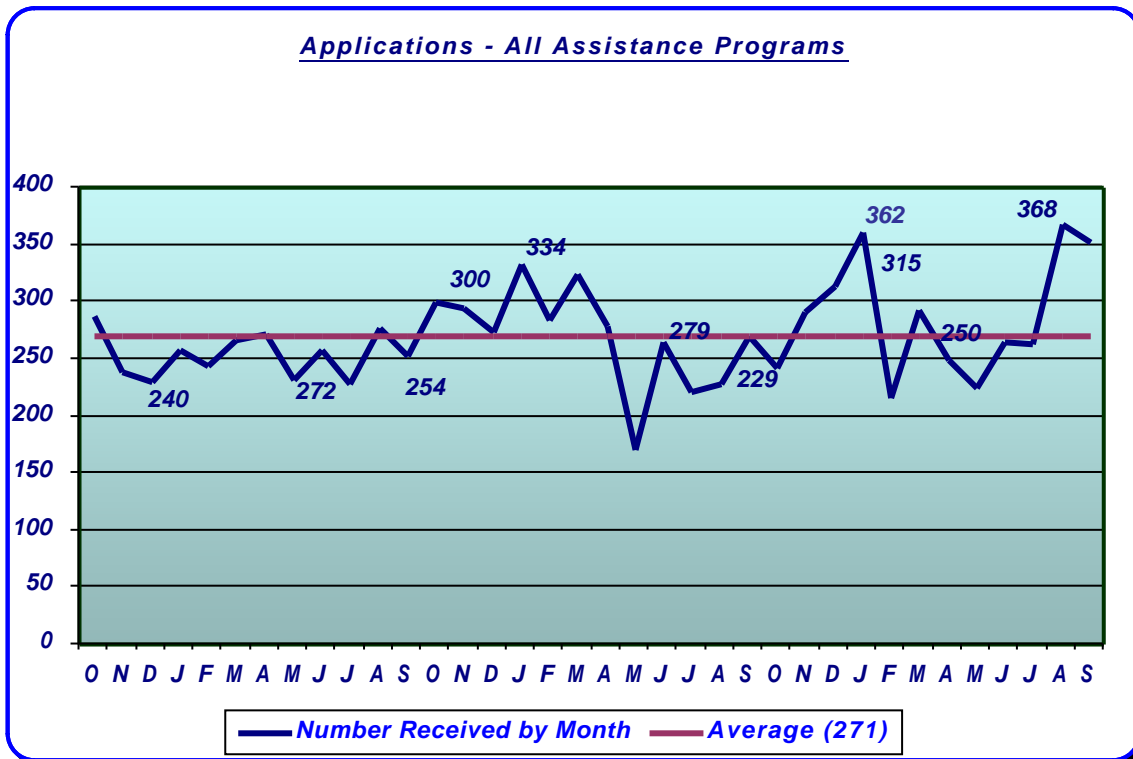
Quarter Ending: September 30, 2011

Social Services Trends is a quarterly report to the Plumas County Board of Supervisors and members of the public. This report provides case counts, application data, referrals for services and other workload information in the Department of Social Services. This edition of Trends includes case counts and workload data for the three-month quarter that ended September 30, 2011. The Department welcomes questions regarding the information contained in this report or about our programs and services. Additional information regarding our programs is available by calling (530) 283-6350 or by accessing the County web site at www.countyofplumas.com.

I. WELFARE TO WORK & PUBLIC ASSISTANCE DIVISION

A. APPLICATIONS RECEIVED

Applications for assistance (CalWORKs, CalFresh, Medi-Cal) trended downward for seven months but have again climbed to historic levels with 368 received in August. For thirty-six consecutive months, the application count has exceeded 200 per month with the exception of May, 2010 when applications were closed five days while computer conversion occurred. By percent, most applications are for medical assistance (Medi-Cal and CMSP) 51% and CalFresh (Food Stamps) 32%.



CONTINUING CASES

(1). Cash Assistance (AFDC/CalWORKs)

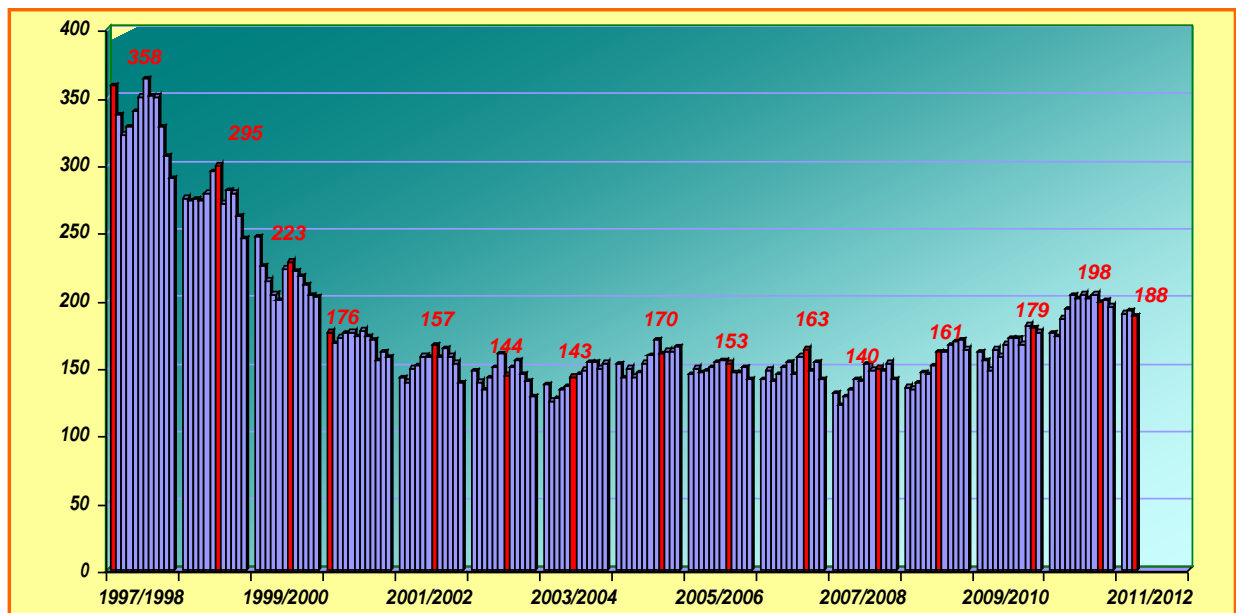
The count for CalWORKs continues to creep downward but only slightly. The CalWORKs average case count is still about 25% above the average two years ago which suggests that lingering effects of the economic downturn remain.

The Department has, in conjunction with the Alliance for Workforce Development, begun to place CalWORKs recipients in subsidized employment positions.

Average Monthly Caseload

2009/2010	166
2010/2011	194
2011/2012	190

AFDC/CalWORKs Open Cases at End of Month



(2). Food Stamp Assistance

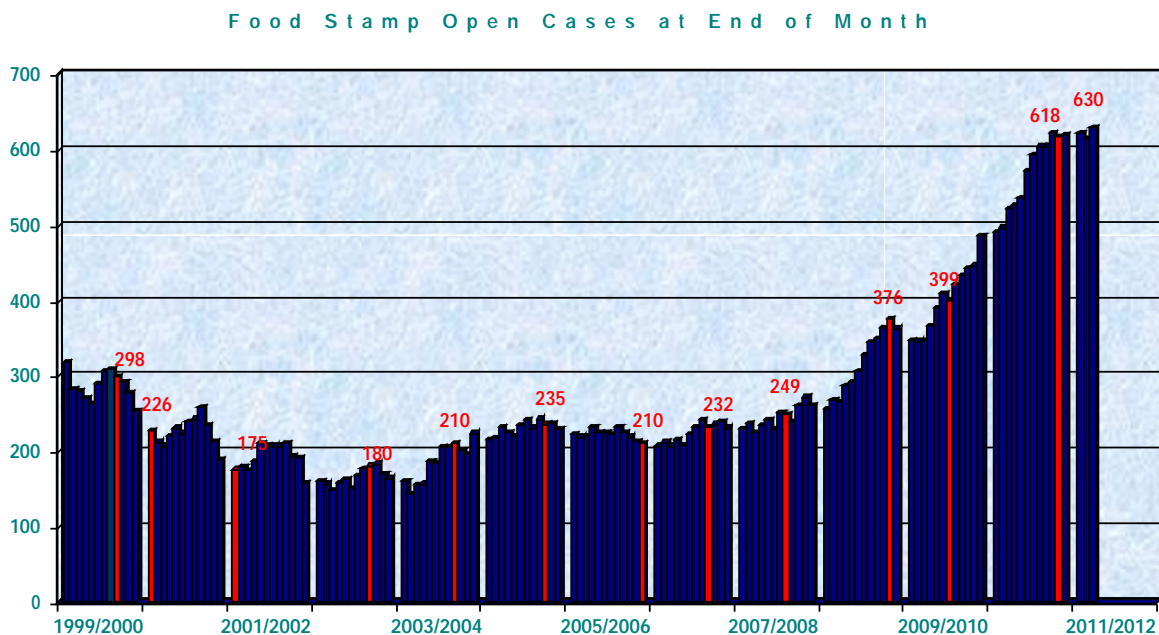
A. Case Count

The depth of the economic recession and the slowness of recovery continue to be reflected in CalFresh (Foodstamp) case count which once again achieved an historic high count with 622 cases in May. The average caseload growth is currently at almost 80% over a two year period.

As is discussed in the prior CalWORKs section, applicants for Foodstamps must be residents of Plumas County in order to receive assistance.

Average Monthly Caseload

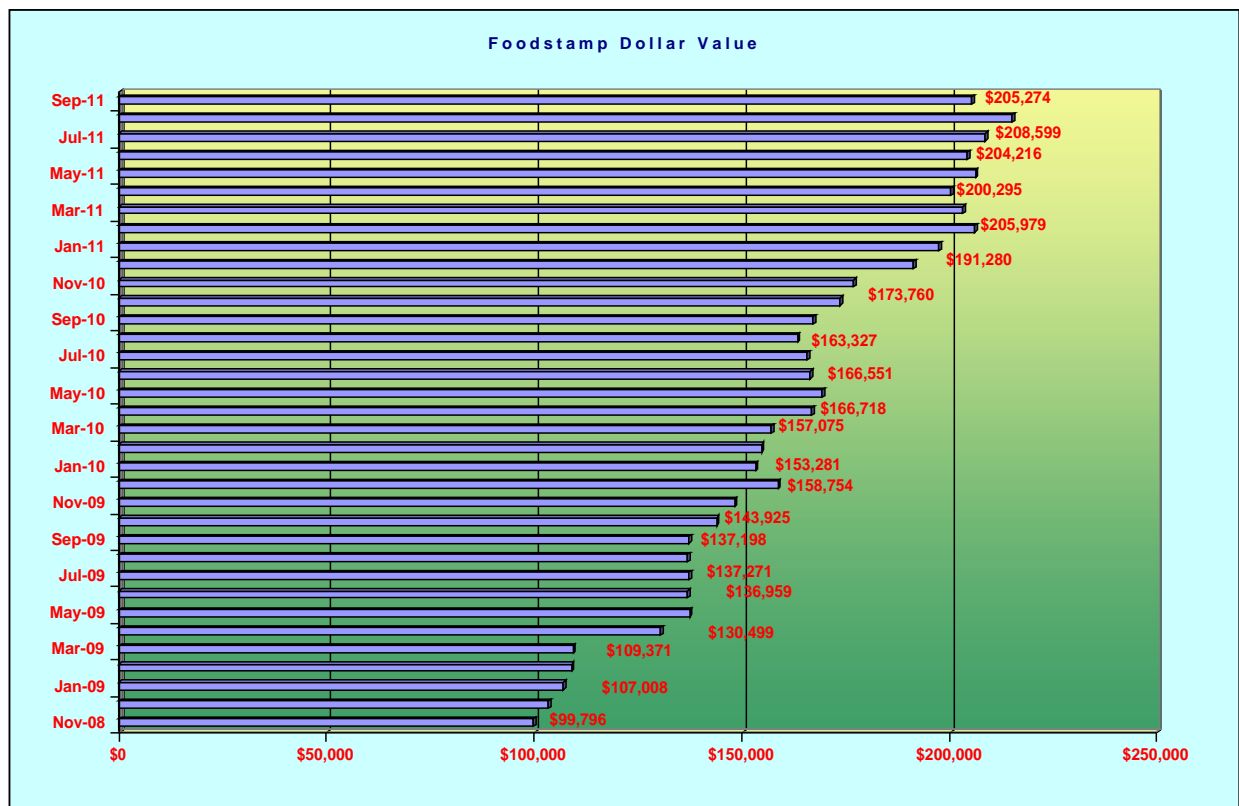
2009/2010	402
2010/2011	567



B. Foodstamp Dollar Value

On average, an eligible household receives about \$320 in CalFresh (Foodstamp) benefits per month. These benefits are intended to supplement food purchasing power. In just over a two and a half year period the value of CalFresh assistance has more than doubled. As with the case count the value of benefits issued is being driven by the recessionary economy. Many of the people we see have had longer term connections with the labor force.

As has been reported elsewhere by the Department, about 67% of the total Foodstamp benefits issued are spent at local grocery outlets.



(3). Medi-Cal

The Department's prior report noted that we are beginning to see some evidence that we may have achieved a short term (or perhaps longer term) plateau for the Medi-Cal case count. The past three months have continued to show a flatter profile for this program.

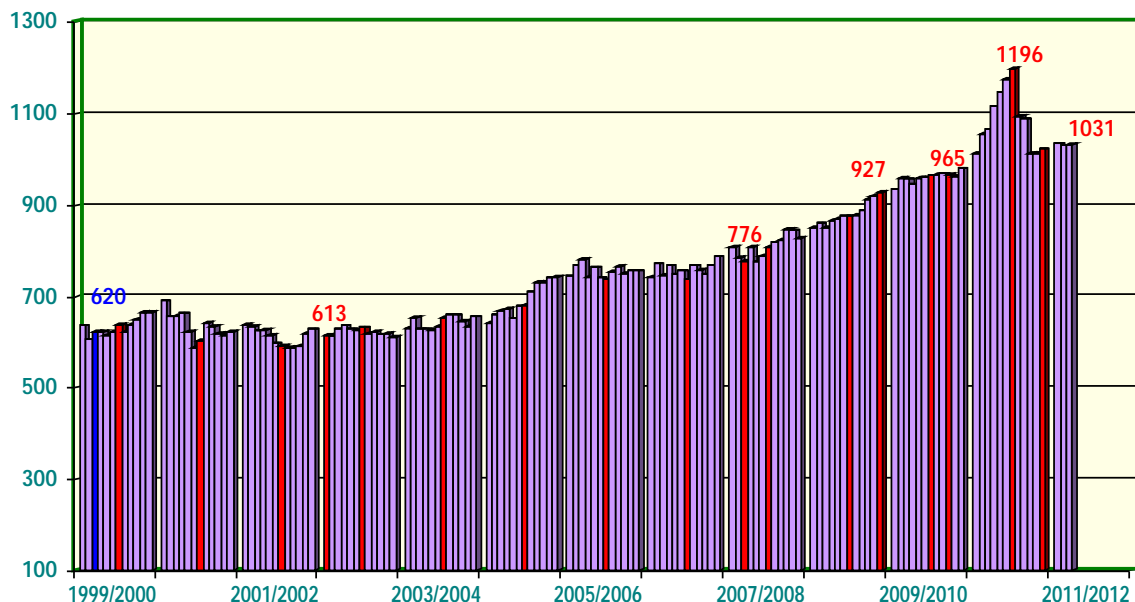
Beginning in January of 2012, new eligible recipients will be coming into this program through the Healthy Families program. We could reasonable expect the caseload to begin climbing again due to this change.

As with other assistance programs an applicant must be a resident of Plumas County and a resident of California to qualify for Medi-Cal.

Average Monthly Caseload

2009/2010	958
2010/2011	1081
2011/2012	1030

Medi-Cal Open Cases at End of Month



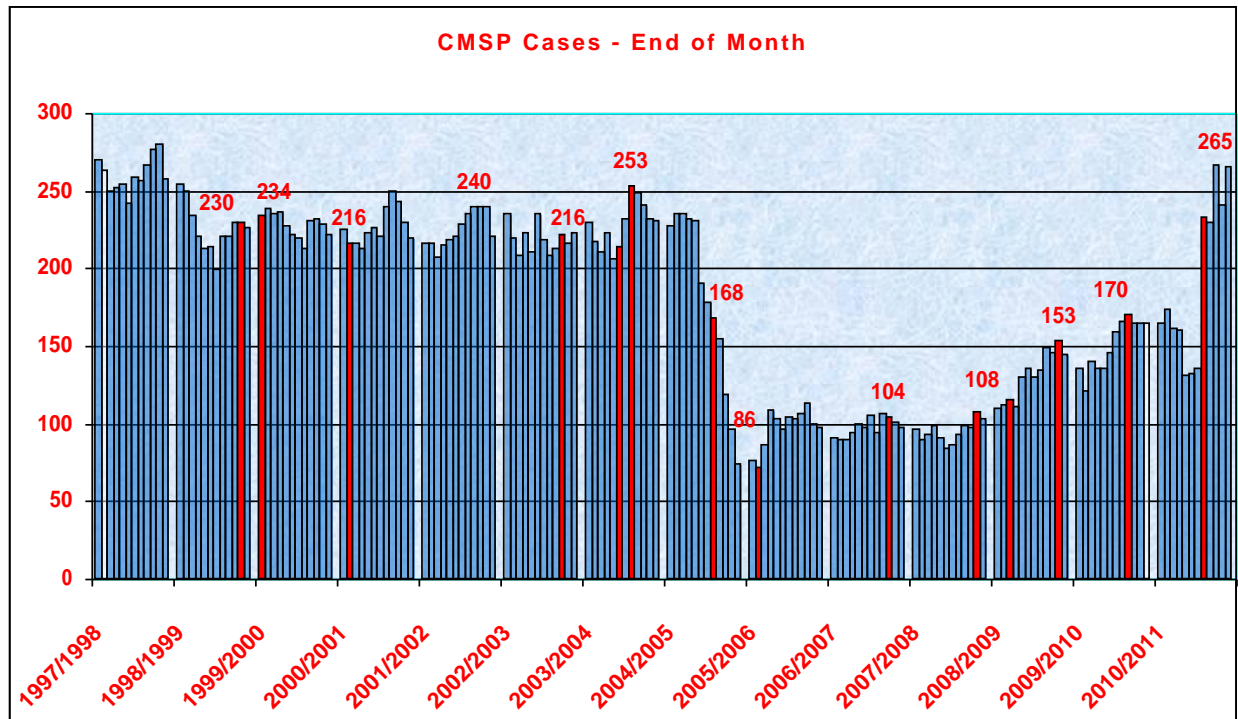
(4). County Medical Services Program (CMSP)

The County Medical Services Program (CMSP) meets the mandate to provide care for medically indigent persons who are the County's responsibility under Section 17000 of the Welfare and Institutions Code. An applicant must be a resident of Plumas County to receive CMSP benefits.

As has been reported previously in Trends the CMSP case count will increase proportionately with an increase in Foodstamp cases because many Foodstamp recipients are eligible for CMSP and have a medical need at the time of their application. Beginning January 1, 2012 a new population of eligible recipients under the Path2Health program will begin applying for benefits. Early indications are that this could add 30% to our existing case count.

Average Monthly Caseload

2008/2009	95
2009/2010	131
2010/2011	191

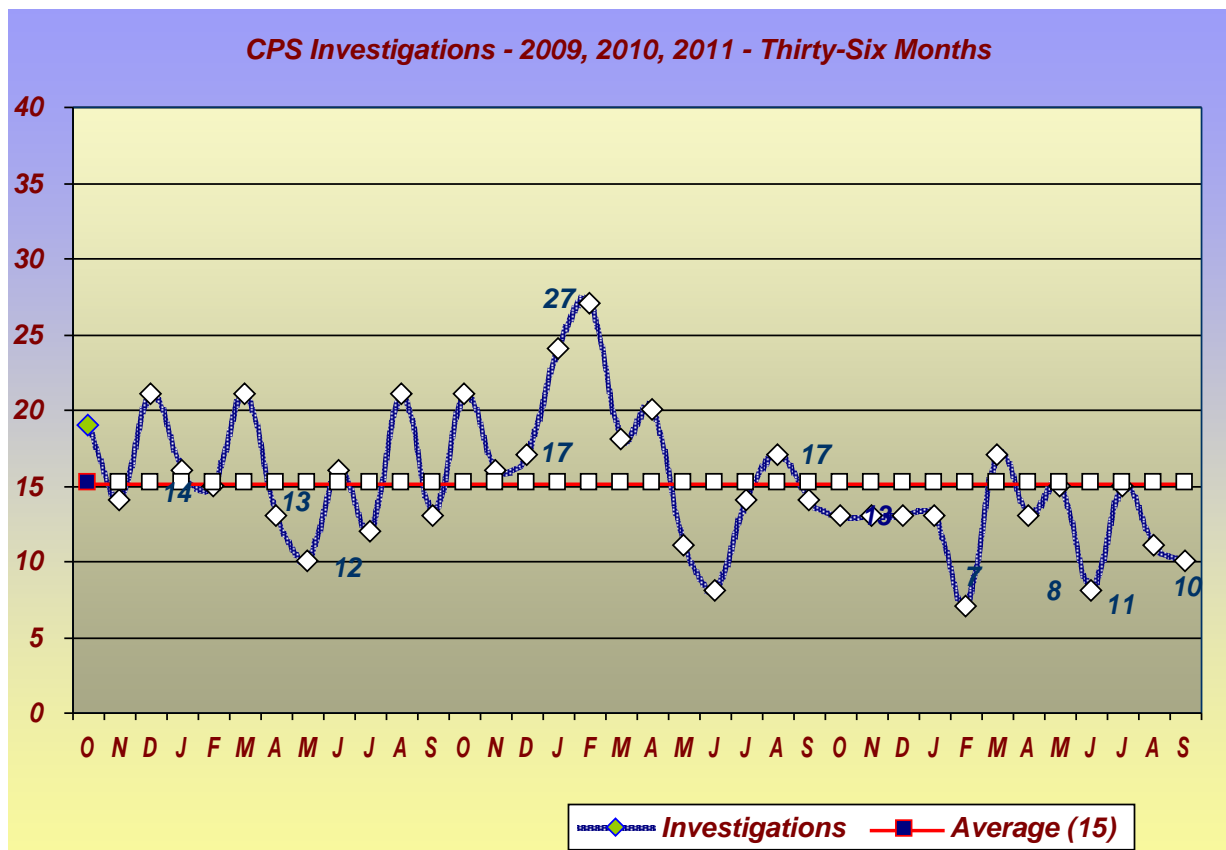


II. SOCIAL SERVICES DIVISION

A. Child Welfare Services

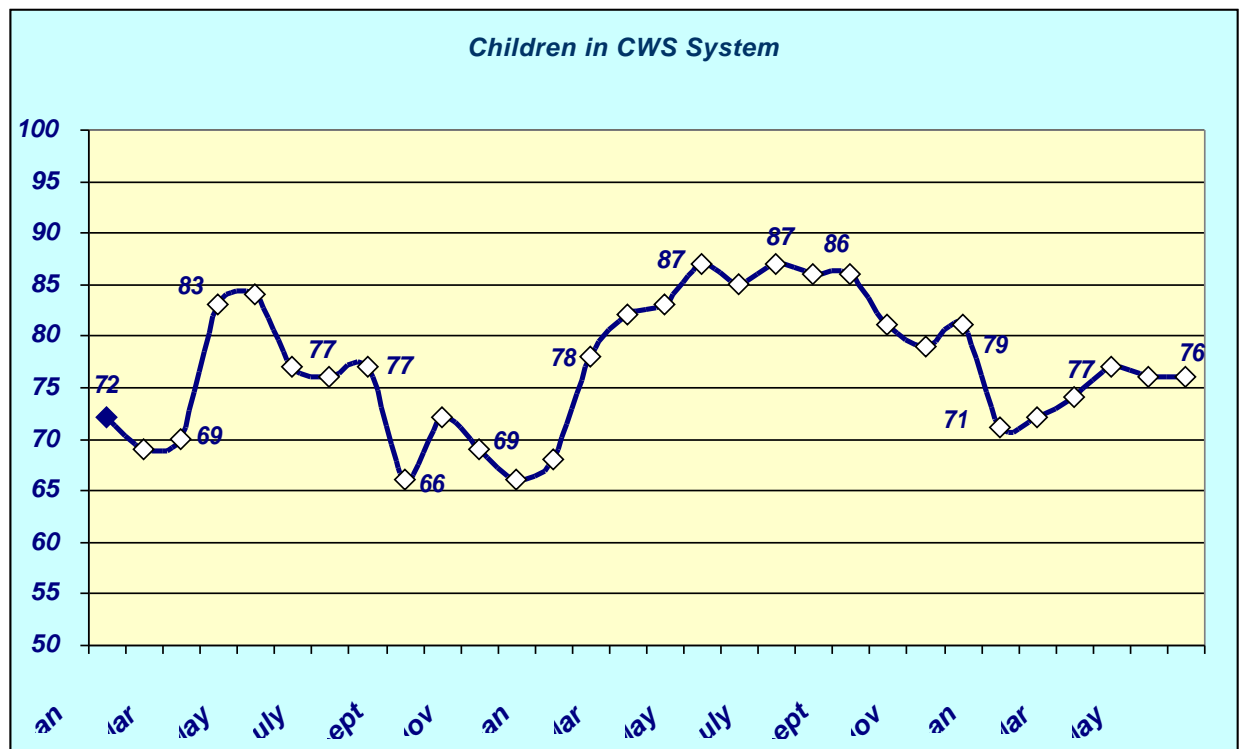
The Emergency Response component of Child Protective Services averages in the range of about 15 requests per month. During the most recent quarter, investigations have been running at or below average.

As the Department has noted previously, we have continued to experience significant numbers of cases where the precipitating factors leading to abuse and neglect are associated with substance abuse, in particular methamphetamine but also alcohol abuse.



B. Children in the Child Welfare Services System

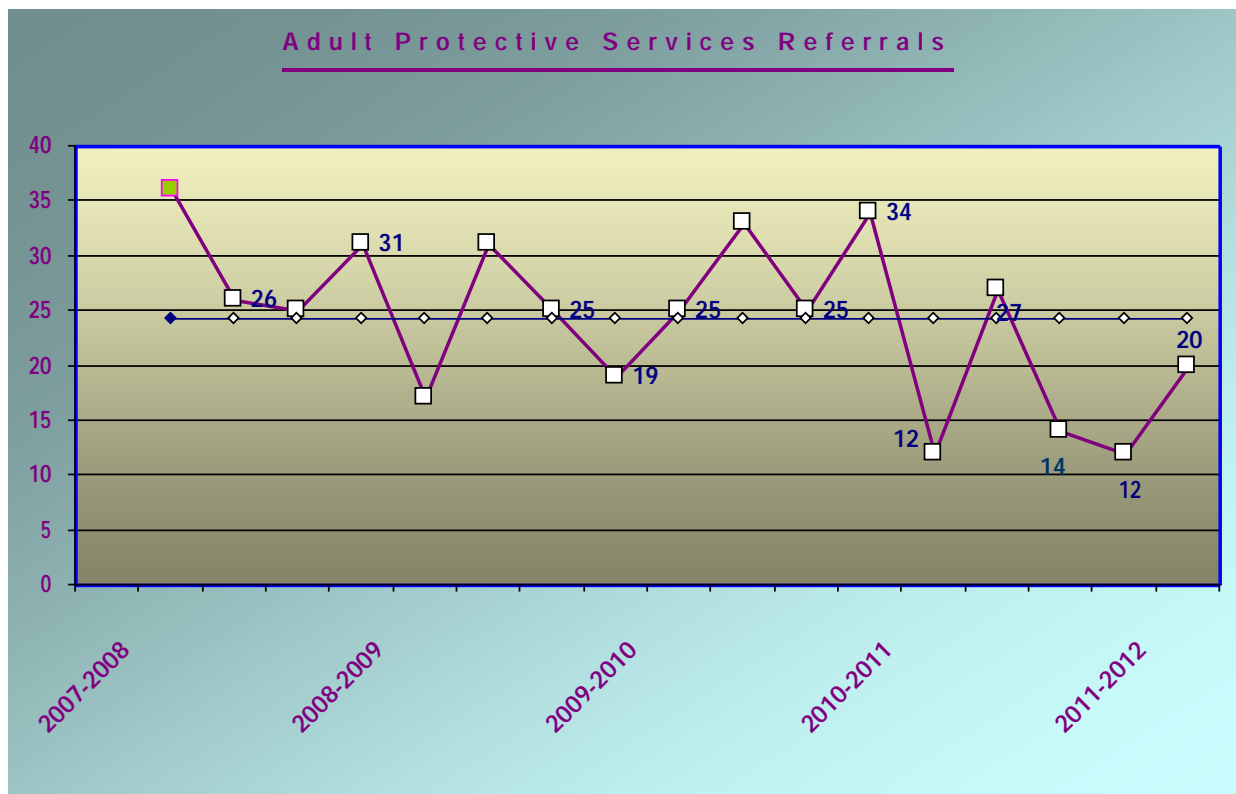
The goal of the Child Welfare System is first and foremost to secure a safe environment for children so that they are able to remain in or be quickly returned to their own home. The thirty-six month trend for children who are in our system projected downward and more recently has leveled off. A particular emphasis in the program now is to make efforts to achieve less restrictive placements for children that are placed in group home care.



C. Adult Protective Services

The average number of referrals for this program tends to be in the range of about 25 referrals per quarter. The most recent quarter has registered slightly below the average referral levels. Typically the department has seen periods of low referral counts followed by an increase and that is what has occurred during the most recent quarter.

Referrals from financial institutions regarding suspicious circumstances connected with an elderly or disabled person's bank account have continued to account for many of the referrals we receive.

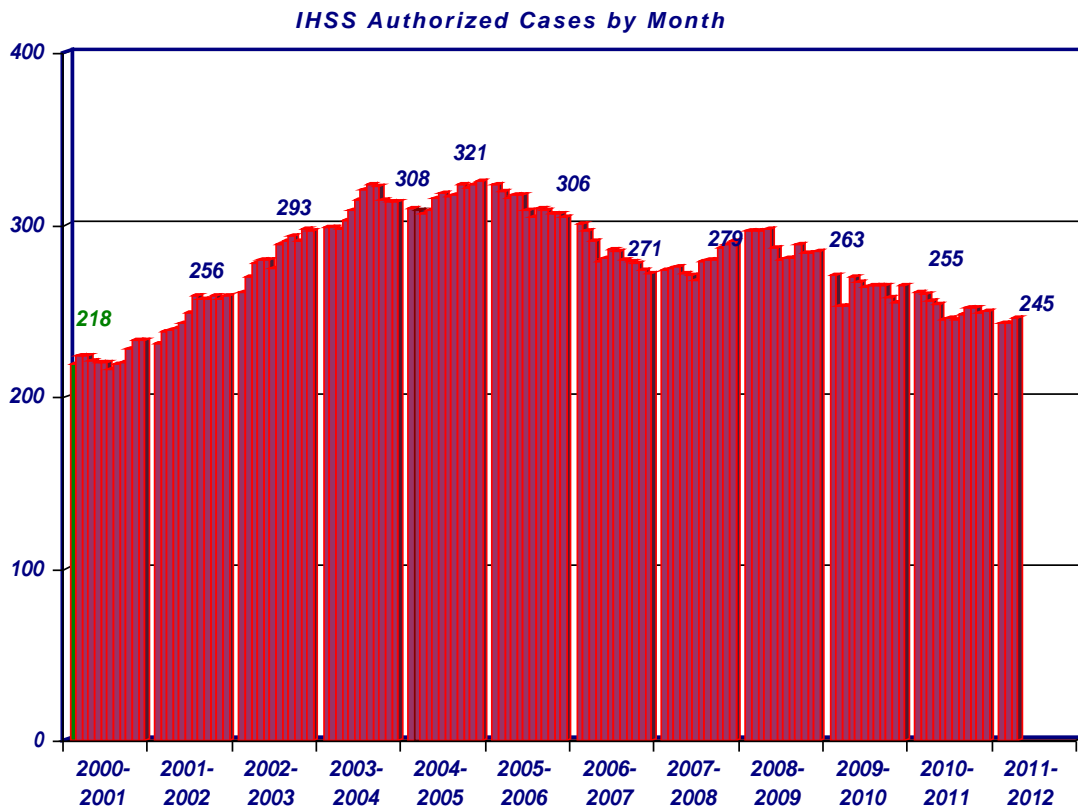


D. In-Home Supportive Services (IHSS)

Prior Trends reports indicated that the downward trend to the case count has likely been the result of reductions in hours for consumers that have higher levels of function. We also reported our belief that the impact of these reductions has leveled. The case count for the past ten months has been running in the range of 245-265 cases, a reduction of about 23% from the high count of 323 in June 2005.

Average Monthly Case Count

2009/2010	262
2010/2011	251
2011/2012	243



III. PUBLIC GUARDIAN

The Public Guardian currently provides guardianship and conservator services to a total of 10 LPS and Probate conservatees. The Public Guardian also serves as representative payee for 6 SSI recipients. The Office has two new probate referrals that have been received for evaluation for potential conservatorship.