



Plumas County

Adopted Budget

Fiscal Year 2024-2025



FISCAL YEAR 2024-2025

Adopted Budget



Submitted to the Board of Supervisors

By

Debra Lucero, County Administrative Officer &
Martee Nieman-Graham, Auditor-Controller

October 2024



COUNTY ADMINISTRATIVE OFFICER LETTER

June 25, 2024 (Updated September 19, 2024)

Dear Members of the Board:

In light of the Budget Hearing on June 18, 2024 and an Open Letter dated June 18, 2024, and signed by David Hollister, District Attorney; Todd Johns, Sheriff; Cindie Froggatt, Assessor; Martee Nieman Graham, Auditor; Julie White, Treasurer-Tax Collector and Mimi Hall, Supervisor-Elect, please accept my revised letter for the Recommended 2024-25 Budget.

Open Letter – June 18, 2024

The Open Letter has several inaccuracies or misrepresentations but I am only going to address those that are most material.

- 1) Page 3 – 4th paragraph reads: *“It is true that Plumas County has used Fund Balance to close prior budget gaps, but budget advisors during several years without a CAO worked to keep use of fund balance to far below \$1M to balance annual budgets. However, it is **not** a historic trend ...”*

Below is a 10-year look at past budgets which can be found on the County’s website and demonstrates the County was relying on fund balance to balance the budget ranging from approximately \$800,000 in FY 2015-16, to more than \$1.8 million beginning in FY 2016-17 and every year thereafter. To be clear, I am in agreement that this is not a good practice and while there have been a variety of contributing factors, it is going to take a committed, multi-year approach among all leaders in Plumas County to reverse this trend.

Analysis of Budget Book Schedules 2016-2025 for General Fund				
Information was taken from Schedule 1 and Schedule 4				
2015-16	Expenditures	Revenues	Deficit	Fund Balance
	\$32,509,614.00	\$31,704,562.00	\$805,052.00	\$805,052.00
2016-17				
	\$32,851,647.00	\$30,968,087.00	\$1,883,560.00	\$2,827,235.00
2017-18				
	\$34,955,980.00	\$32,556,026.00	\$2,399,954.00	\$1,699,964.00
2018-19				
	\$36,418,751.00	\$32,838,901.00	\$3,579,850.00	\$5,671,618.00
2019-20				
	\$38,812,091.00	\$35,348,200.00	\$3,463,891.00	\$3,170,115.00
2020-21				
	\$40,490,554.00	\$36,429,372.00	\$4,061,182.00	\$3,661,182.00
2021-22				
	\$40,699,801.00	\$37,311,472.00	\$3,388,329.00	\$3,011,823.00
2022-23				
	\$44,562,773.00	\$41,399,583.00	\$3,163,190.00	\$8,053,739.00
2023-24				
	\$51,091,809.00	\$42,439,091.00	\$8,652,718.00	\$15,571,208.00
2024-25				
	\$57,616,932.00	\$47,282,674.00	\$10,334,258.00	\$6,891,163.00

COUNTY ADMINISTRATIVE OFFICER LETTER

The June 18, 2024, Open Letter also states: *“(The Budget) ... regurgitates the same narrative from the past eighteen months by pointing a finger to others for responsibility to provide solutions that ‘need(s) to be addressed by the leadership team.’ Absent is a clear roadmap from the CAO/County Budgetary Officer with best practices such as documented timelines, objectives, strategies and measures for success to assure the County’s progress towards that future.”*

Creating a documented timeline, objectives, strategies and measurements, such as a Strategic Plan, including budget processes, is essential and requires cooperation from the entire leadership team. The CAO is the primary individual responsible for facilitating the discussions with the leadership team and making policy recommendations to the Board of Supervisors, and we have attempted to do so. However, without the cooperation and participation of all appointed and elected department heads, we will not be effective.

The Open Letter also raises concerns relative to the term “roll-over” budget, and public statements regarding this term were raised during the budget hearing. Please note, it was never my intention to undermine Plumas County employees by using this term and I apologize if it was interpreted in that manner.

There are several benefits to moving the adoption of the budget up to June, but my primary reason for this approach is to allow for spending on capital projects to begin from July – September, rather than having to wait until after the budget is adopted in September and the construction is delayed until the spring due to weather. This should not be interpreted as indicating prior budgets were done incorrectly, but instead, a way to make us more efficient.

Finally, the Open Letter states: *“The 2024-2025 Recommended Budget, like the prior year, proposes increased expenditures without the revenue to pay for them, and it is balanced by one-time fixes with no concrete, sustainable long-term financing strategy.”*

As referenced above, relying on one-time funds has been a practice of Plumas County for many years. However, if I am understanding the concerns of those who signed the Open Letter, I am in complete agreement that we should reduce our reliance on one-time funds as well as develop a long-term financing strategy. Unfortunately, many of the challenges we face accumulated over multiple years and it will take a multi-year approach to address the issues. It will require updated policies that must be adhered too by all staff, and in some cases will require significant up-front costs to replace existing systems.

Without these actions, Plumas County will continue to struggle in understanding and preparing informed and realistic budgets to the Board of Supervisors. Considering our current circumstances, it requires all of us to be even more diligent in monitoring our expenses so that any potential overruns are identified and corrected as quickly as possible.

COUNTY ADMINISTRATIVE OFFICER LETTER

Employee Compensation

As we are all aware, personnel costs make up the majority of expenses in any local government agency. In addition, there is likely close to unanimous agreement that Plumas County does not have the resources to offer salaries that are competitive with many other counties, much less competitive with public sector positions. However, the Board has made it a priority to increase compensation as much as possible.

You may recall that on March 1, 2022, the Board approved salary adjustments for elected officials, increasing compensation by 25.67% to 61.94% depending on the position. In addition, on June 5, 2022, the Board approved equity adjustments for Department Heads ranging from 2.3% up to 45%. These actions, while needed, have now set an expectation for line staff to receive equity adjustments as well which will put an additional strain on the budget.

Since 2022, rank and file employees received the following pay raises.

- **OE3 General Unit – 6%**
- **OE3 Mid Management Unit – 6%**
- **Public Works Unit - 20% plus another 2% July 2024**
- **Public Works Mid-Management Unit – 20% plus another 2% July 2024**
- **Sheriff's Department Unit – 23%**
- **Sheriff's Mid-Management Unit – 23%**
- **Confidential Unit – 8.5%**
- **Probation Unit – 11.5%**
- **Probation Mid-Management Unit – 11.5%**

This year, the Board of Supervisors prioritized increasing pay and proposed up-to-a-10% increase for all employees except those who have already had recent salary level adjustments (Sheriff's Department, Child Support, Public Works). Additionally, this would not apply to department heads or elected officials. The potential pay increase was proposed at this time so we could calculate the costs and include the calculations in the budget. Also proposed is up-to-a-20% increase for Social Services which is severely behind in pay equity compared to other counties. Meet and confer with unions must still occur.

For this reason, I felt it was important to be transparent and demonstrate to the Board and the public that funding is included in the budget to absorb some of the compensation increases that may be approved through the negotiation process. Please note that if those funds are not needed, they cannot be spent on something else without Board direction and in all likelihood, will result in additional fund balance heading into FY 2025-26.

COUNTY ADMINISTRATIVE OFFICER LETTER

The Board wants pay raises to occur without relying on one-time monies which is always the preferred scenario. However, we should also keep in mind that much of the one-time funding we have available is a result of salary savings since we have not been able to fill positions. As a result, if it is still the priority to increase wages so that Plumas County can attract more employees; the actual costs, vacancy rates, etc. will need to be closely monitored to ensure Plumas County is not forced into a position of making workforce reductions in future years.

The proposed up-to-5%-across-the-board raises, plus earned merit and longevity raises, plus insurance and worker's compensation increases, plus expected retirees payouts for General Fund employees would have a wage impact of \$8.1 million above FY23-24 actuals. This includes the 40 vacant positions worth \$4.2 million. The Non-General Fund increases amount to \$10.1 million above FY23-24, with 64.46 vacant positions worth \$6.7 million. Please note that this assumes all positions are filled for the entire year which is not reasonable. This is a conservative budget approach and any year-end salary savings can be used to offset compensation increases for 2-3 years while we identify other ways to increase revenue and reduce expenditures, ideally without having to reduce services.

Other Funding Sources

Counties across the state have seen significant revenue increases as a result of ARPA, COVID and LATCF funds. In addition, due to natural disasters Plumas has received FEMA funding to offset the costs of those events. These are all one-time funds, a portion of which have been used to balance the budget.

Fiscal Year 2024/25 Priorities

The following is a summary of high-level priorities the CAO's Office, along with our Executive Leadership team of elected and appointed department heads, should continue focusing on over the next 12 months:

- **Understanding and creating better internal financial controls.** On this note, the Cost Plan for our County is woefully inadequate and is managed by the Auditor-Controller who is attempting to get it up to date. The Cost Plan enables grantees (county user departments) to recover costs incurred in the administration of a grant, entitlement or any form of assistance from the Federal, State, or other agencies outside the county. This is a revenue area that needs attention.
- **Truing up budget obligations.** On this note, days before we were to publish the budget, the Auditor-Controller found a \$2 million journal error. The Annex mortgage payment had not been journaled since 2021 and the Treasurer-Tax Collector had not transferred necessary funds from a subfund so the General Fund took another \$2 million hit just before we published.
- **Greater transparency and accountability in all areas of County financial affairs.**

COUNTY ADMINISTRATIVE OFFICER LETTER

- **Utilizing technology and/or outside consultants to assist under-staffed departments.**
- **Serving the citizens of Plumas County more effectively and efficiently.**

Final Budget Summary

This year's \$164.0 million Budget includes a \$59.3 million General Fund with a proposed reserve of \$6.6 million per the County's Fiscal Policy. Last year was the first year - in at least six years - that this reserve policy was fully funded. The General Fund budget increased by 4% since the June 25, 2024 hearings primarily driven by increases to salary and wage accounts for the vacant positions and increases due to recalculated merit, longevity, and retirement expenses for existing employees.

Budgeted expenditures exceed budgeted revenues for the general fund by \$12.2 million. Addressing the deficit will require a combination of the following and each one of these would require a strategy and a plan – not something I would develop in a vacuum but with a team of professionals and those in charge of key financial functions within the County:

Increasing Revenues:

1. **Tighten internal financial processes for better revenue and expenditure control:** Do month-end processes, year-end processes; make payments timely to state and federal agencies to avoid fines or fees. (Please note, I have been asking for a report on late fines or fees for months from the Auditor-Controller due to the fact the Treasurer-Tax Collector received \$36,000 in fines for missing deadlines recently.) We need to investigate investment strategies for more yield; collect taxes, fines and fees more vigorously; enforce leases on county-owned land; review fees that have not changed in years; sell surplus property the County owns; hold timely tax property sales.
2. **Proposed sales tax increase:** A $\frac{3}{4}$ percent sales increase would bring an additional \$2 million to the county, according to proponents. This may be essential to maintain County services.
3. **Economic Development Initiatives:** Encourage business growth and attract new families to Plumas with incentives; continue to support nonprofits and businesses with grant opportunities so they can continue the vital work they are doing.
4. **Tourism Promotion:** Encourage the expansion of the Feather River Tourism Association to cover the entire County in 2025. FRTA is doing an excellent job marketing the County's many features and attractions. Along with this, the County needs to make a pledge to vigorously collect TOT taxes to enhance this effort as well as strengthen one of our largest revenue sources.
5. **Property Development:** Develop unused or underutilized county-owned land for commercial or residential purposes, either through direct development or partnerships with private developers.

COUNTY ADMINISTRATIVE OFFICER LETTER

6. **Fee Adjustments:** Review and adjust fees - some of which have not been adjusted in more than a decade.
7. **Public-Private Partnerships (PPPs):** Continue to collaborate with private entities on infrastructure projects or service delivery to leverage private sector expertise and resources.
8. **Grants and Funding:** Actively seek out and apply for state and federal grants that align with county priorities, such as infrastructure improvements, economic development, social services, corrections, trails, etc.

Reducing Expenditures:

1. **Operational Efficiency:** Have Department Heads conduct a thorough review of operations to identify inefficiencies and areas for streamlining processes, reducing duplication, and improving productivity.
2. **Outsourcing:** Continue to outsource services to specialized vendors or neighboring counties to reduce operating costs while maintaining service quality.
3. **Staffing Optimization:** Review staffing levels across departments and implement measures such as eliminating vacant positions. Look to Department Heads to evaluate workflows and consider new or different employee positions and technology.
4. **Technology Investments:** Invest in technology solutions such as automation, digitalization, and data analytics to improve operational efficiency and reduce the need for manual labor or redundant processes.
5. **Energy and Resource Conservation:** Implement energy-saving measures, such as installing energy-efficient lighting, optimizing HVAC systems, and promoting water conservation, to reduce utility costs for county-owned facilities. We are actively doing this with the Engie Project (**See Page 24 For a synopsis of this project**).
6. **Consolidation of Services:** Explore opportunities to consolidate or merge certain County services or departments to eliminate duplication of efforts and achieve economies of scale.

Our total General Fund Opening Fund Balance is \$23.6 million. This budget assumes a 2% property tax growth rate and a 3.9% growth in General Fund revenues. Our overall growth rate is estimated to be about \$842,000 after analyzing the past twelve years of taxes and assessments.

Position allocation for FY24-25 for the final recommendation is 422.246 Full-Time Equivalents (FTEs). This budget eliminates two vacant positions from the General Fund which have remained open for one year without being filled in the following departments:

Probation – 2

Solving a deficit is not just about increasing revenues. While County staff can recommend the Board update our fee schedules to ensure full cost recovery where allowable, and

COUNTY ADMINISTRATIVE OFFICER LETTER

should be done as quickly as possible, the majority of revenue comes from taxes and any increases must be approved by the voters.

It will be important during the next budgeting cycle to strategically eliminate unfilled positions to bring the county's projected vacancy rate from 25% to 10% in the next budget cycle, while also recognizing that if warranted, positions can be reinstated at any time upon approval by the Board of Supervisors. This is a constantly changing scenario as people retire, quit or are hired. There is currently legislation that will affect vacancy rates in government positions which may become law in January 2025.

In addition to requested and negotiated pay raises, it should be noted that potentially 180 employees of our 422.24 allocated positions or nearly 42% of the workforce for the upcoming fiscal year, will receive a 5% Merit or Longevity pay increase.

It's clear that we cannot keep pace with needed raises and obligations and continue to do business in the same manner. We must look at increasing revenues and decreasing expenditures as outlined above; and other cost-savings measures.

This year's Budget does have bright spots with the Engie Energy Project to reduce PG&E costs and increase efficiencies as well as replace aging equipment such as generators, HVAC systems and more. Much of our equipment is approaching 20 years old or older. Even with the cost of the project, it is projected to save the county upwards of \$130,000 annually.

The County's new jail will be fully operational and the Public Works and the Sheriff's Department should be commended for coming in at or near budget. We still do not understand, however, how operating the new jail may impact the budget.

The new Budget also assumes capital improvement projects that are long overdue at County facilities such as libraries, parking lots, roads, and parks. We will continue to look for good-fit grant opportunities and state revenues to assist with these projects.

Five new positions are being added in the following Departments - all are as a result of being required by law or are grant-required or being funded as a result of the Dixie Fire:

Behavioral Health

- 2 Behavioral Health Therapists - required by State Law and paid with state funds.

CAO's Office - Grant Management

- .333 Extra Help position required for Quincy/Chester BRE Grant (paid from grant funds)
- 1 Recovery Coordinator Position, (Three-Year Sunset Position) proposed to be funded by PG&E Settlement Funds. This position will coordinate with the Dixie Fire

COUNTY ADMINISTRATIVE OFFICER LETTER

Collaborative and maintain Dixie Fire-related mitigation and disaster recovery grants

Planning

- 1 Executive Assistant in Planning to assist with approximately 17 grants (including hazard mitigation grants) the Department is attempting to manage (paid from General Fund).

For a variety of factors, the County does not have current and accurate financial information readily available. While the CAO is responsible for providing future year projections of revenues and expenditures, without having valid and accurate historical information, it puts the entire organization at a disadvantage as recommendations and ultimately approvals of millions of dollars of tax-payer money is being made on estimates and old data. It is also a contributing factor of potentially having to rely too heavily on the use of one-time funds.

True teamwork will get us where we need to go.

I want to thank all the Department Heads, Finance Officers and the Budget Team for working to improve our processes. This was a particularly difficult year as one of the main Budget Team members was unavailable to us. But we pushed through. Next year, we will use OpenGov software to assist us in the budgeting process.

Sincerely,

A handwritten signature in blue ink that reads "Debra Lucero". The signature is fluid and cursive, with a small square mark to the left of the first letter.

Debra Lucero
Plumas County Administrative Officer



TABLE OF CONTENTS

Plumas County Board of Supervisors.....	21
County Officials.....	22
Organizational Chart	23

2024-2025 Budget Information

Budget Highlight	24
General Fund Balances	25
Appropriations Summary	26
Revenues & Expenditures Summary	27
Tax Roll Summary	29

SUMMARY SCHEDULES

Schedule 1 – All Funds Summary.....	31
Schedule 2 – Governmental Funds Summary	32
Schedule 3 – Fund Balance for Governmental Funds.....	35
Schedule 4 – Obligated Fund Balances by Governmental Funds	38
Schedule 5 – Summary of Additional Financing Sources by Fund and Account	44
Schedule 6 – Detail of Additional Financing Uses by Function and Fund.....	47
Schedule 7 – Summary of Financing Uses by Function and Fund	103
Schedule 8 – Details of Financing Uses by Function, Activity, and Budget Unit.....	108

DEPARTMENT BUDGETS

Agricultural Commissioner.....	115
Agricultural Commissioner	116
Assessor	118
Assessor	119
Auditor-Controller	121
Auditor-Controller.....	122
Municipal Court.....	124
Auditor-Controller Local Revenue 2011	125
Behavioral Health	127
Behavioral Health - Mental Health.....	128
Mental Health Services Act	132
Alcohol & Drug.....	135

TABLE OF CONTENTS

M.H. Services Act Prevention & Early Education.....	137
Drug Court (Alcohol & Drug)	139
Substance Abuse and M.H. Services Admin	141
Mental Health Services Act Education & Training	143
Mental Health Behavioral	144
Mental Health Services Act Innovation.....	146
Mental Health Court Care	147
Board of Supervisors	148
Title III.....	149
Board of Supervisors	150
PG&E Dixie Fire Settlement.....	152
Grand Jury	153
Dixie Fire Insurance	154
Building Services	156
Building	157
Code Compliance/Abatement	159
Abandoned Vehicle Abatement.....	161
Child Support Services	162
Child Support Services.....	163
Clerk-Recorder/Elections.....	165
County Clerk-Recorder	166
Elections	168
Recorder Modernization.....	170
Records Management.....	172
Recorder Micrographic.....	173
Social Security Truncation Program.....	174
HAVA – Elections.....	175
Electronic Recording Delivery System	176
Vital Records Issuance and Preservation.....	177
Cooperative Extension.....	178

TABLE OF CONTENTS

Farm Advisor	179
County Administrative Officer	181
General Services	182
Contributions.....	185
County Administrative Officer.....	187
Local Assistance & Tribal Consistency Fund.....	189
Opioid Settlement Fund	190
ARPA 2021	191
Contingency-General	192
Building Development/Impact.....	193
National Opioid Abatement Trust	194
Distributor-Subdivision	195
Distributor-Abatement	196
Janssen-Subdivision	197
Janssen-Abatement.....	198
Coordinating Council.....	199
CARES Act – COVID19	200
County Counsel	201
County Counsel	202
Public Defender	204
District Attorney	205
District Attorney	208
Alternative Sentencing-SRF	211
Re-Entry Program-SRF	212
Environmental Settlement.....	213
Public Administrator	214
Asset Forfeiture	215
Adult Drug Court Grant	216
Environmental Health.....	217
Environmental Health.....	218

TABLE OF CONTENTS

Facility Services	220
Facility Services	221
County Parks	225
Portola Memorial Hall.....	227
Quincy Memorial Hall	228
Chester Memorial Hall	229
Almanor Recreation-General Funded.....	230
Greenville Townhall	231
Fair	232
County Fair	233
Human Resources	236
Human Resources	237
Information Technology.....	239
Information Technology.....	240
Library/Literacy	242
County Library	243
County Literacy	245
Miscellaneous.....	247
Fish & Game Commission	248
Museum.....	250
Museum.....	251
Taylorsville School	253
Planning.....	254
CDBG Greenville Economic Development	256
Planning.....	257
CDBG Cares Act CV-2-3.....	259
Housing and Community Development SB2	260
Planning Commission	261
Integrated Regional Water Management.....	262
GIS	263

TABLE OF CONTENTS

Homeless HHAP	265
Dept. of Water Resources Sustain. Groundwater.....	266
Probation	267
Probation	268
Community Risk Reduction AB109	272
SB678 - Adult High Risk.....	273
Victim Witness	275
Division of Juvenile Justice	277
AB109.....	278
Pretrial	280
Youthful Offender Block Grant – Juv. Justice	282
Juvenile Justice Crime Prev. Act – Supp. Law Enf.....	284
Domestic Violence Assistance	285
JPAF.....	286
Public Health.....	287
Health	288
Senior Services-Nutrition	292
Federal Aid Title III (Health)	294
Veterans Services.....	296
Hospital Preparedness Program	298
Health CDC Base/Pandemic/Flu	300
Emergency Medical Services	302
Health Vital Records Issuance and Preservation.....	303
Public Works.....	304
Road Department.....	305
Engineering.....	310
Solid Waste Bottle Grant.....	312
Risk Management.....	313
Risk Management.....	314
Office of Emergency Services	316

TABLE OF CONTENTS

Sheriff.....	318
Sheriff	320
Jails	324
Capital Improvement Jail.....	327
AB443.....	328
Communications	331
Court Security	332
Comm. Corrections Partnership AB109 - Sheriff	334
Disaster Response.....	336
Supp. Law Enforcement Services Funds - Sheriff	337
Boat Safety & Enforcement.....	338
Criminal Justice Construction.....	340
Animal Control	341
Disaster Recovery Operations Center.....	343
Animal Control – Spay/Neuter Fund.....	344
Homeland Security #3.....	345
Off Highway Vehicle Grant.....	346
Homeland Security – OES	347
Medcom.....	349
Inmate Welfare	350
Homeland Security - Sheriff	351
California Methamphetamine	352
Narcotics – Asset Forfeiture (Federal).....	353
Domestic Cannabis Supp./Erad. Program (DCE/SP)	354
DNA Penalty (Prop 69).....	355
Civil Operations	356
Jail – Supp. Law Enforcement Services Fund	357
State Asset Forfeiture Education.....	358
State Criminal Alien Assistance Program.....	359
SB678.....	360

TABLE OF CONTENTS

Public Safety Interoperable Comm. Grant.....	361
Buffer/Office of Emergency Services.....	362
OES/Anti Drug Abuse - Sheriff.....	364
Grant- Every 15 Minutes	365
Social Services	366
Social Services	368
Realignment.....	372
Realignment Protective Services	373
Public Guardian	374
Child Abuse Prevention.....	376
Public Authority.....	378
Social Services Assistance	379
Treasurer-Tax Collector	380
Treasurer-Tax Collector	381
Capital Improvement Projects	383
Tobacco Settlement	384
Non-Budgeted Departments	385
 POSITION ALLOCATION & PAY SCHEDULES	
Position Allocation	430
Pay Schedules	439
 SCHEDULE 10 - INTERNAL SERVICE FUNDS	
Unemployment Insurance Reserve.....	458
Workers Compensation & Liability Insurance.....	459
Other Post-Employment Benefits Pension ISF	460
 SCHEDULE 11 - ENTERPRISE FUNDS	
Solid Waste Planning/Operations	462
Airports.....	464
Airports- Capital Improvement	467
Plumas County Transit Authority	469
CSA #12 Senior Transportation.....	470

TABLE OF CONTENTS

SPECIAL DISTRICTS

Schedule 12 - Summary473

Schedule 13 - Fund-Balances474

Schedule 14 - Obligated Fund Balances.....475

Schedule 15 - Non-Enterprise Financing477

SUPPLEMENTAL SCHEDULES

Capital & Fixed Assets491

Loans & Leases.....493

REFERENCE MATERIALS

Guide to the Budget.....495

Prop 4 Resolution499

Tax Rate and Bonds Resolution509

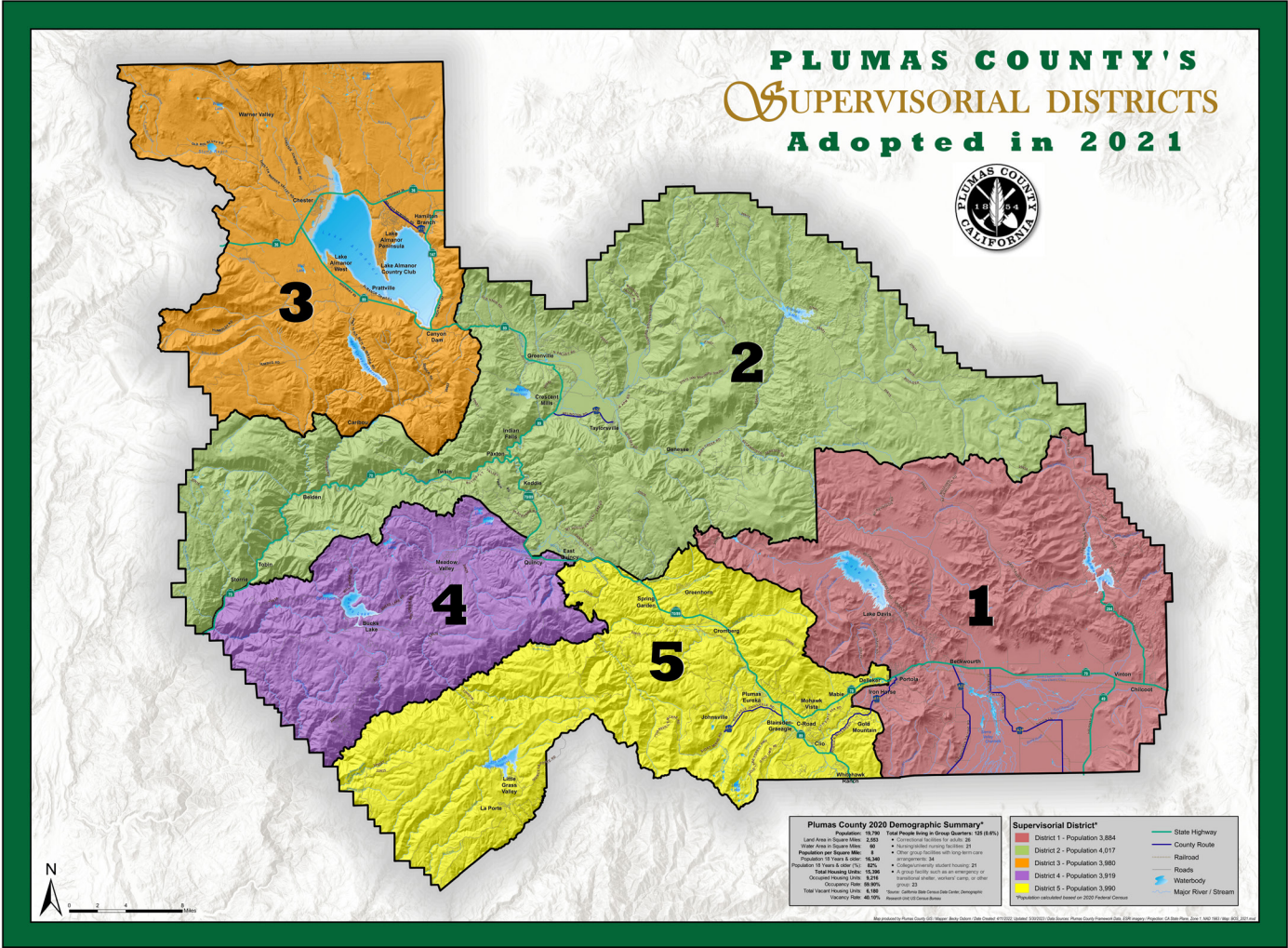
Glossary of Budget Terms536

Proposed Changes to Recommended Budget Since September 6, 2024541

Summary of Changes Since June 25, 2024.....542

Proposed Changes to Recommended Budget Since June 18, 2024.....546

Proposed Changes to Recommended Budget Since June 7, 2024.....547



DISTRICT 1
Dwight Ceresola

DISTRICT 2
Kevin Goss

DISTRICT 3
Tom McGowan

DISTRICT 4
Greg Hagwood

DISTRICT 5
Jeff Engel

ELECTED OFFICIALS

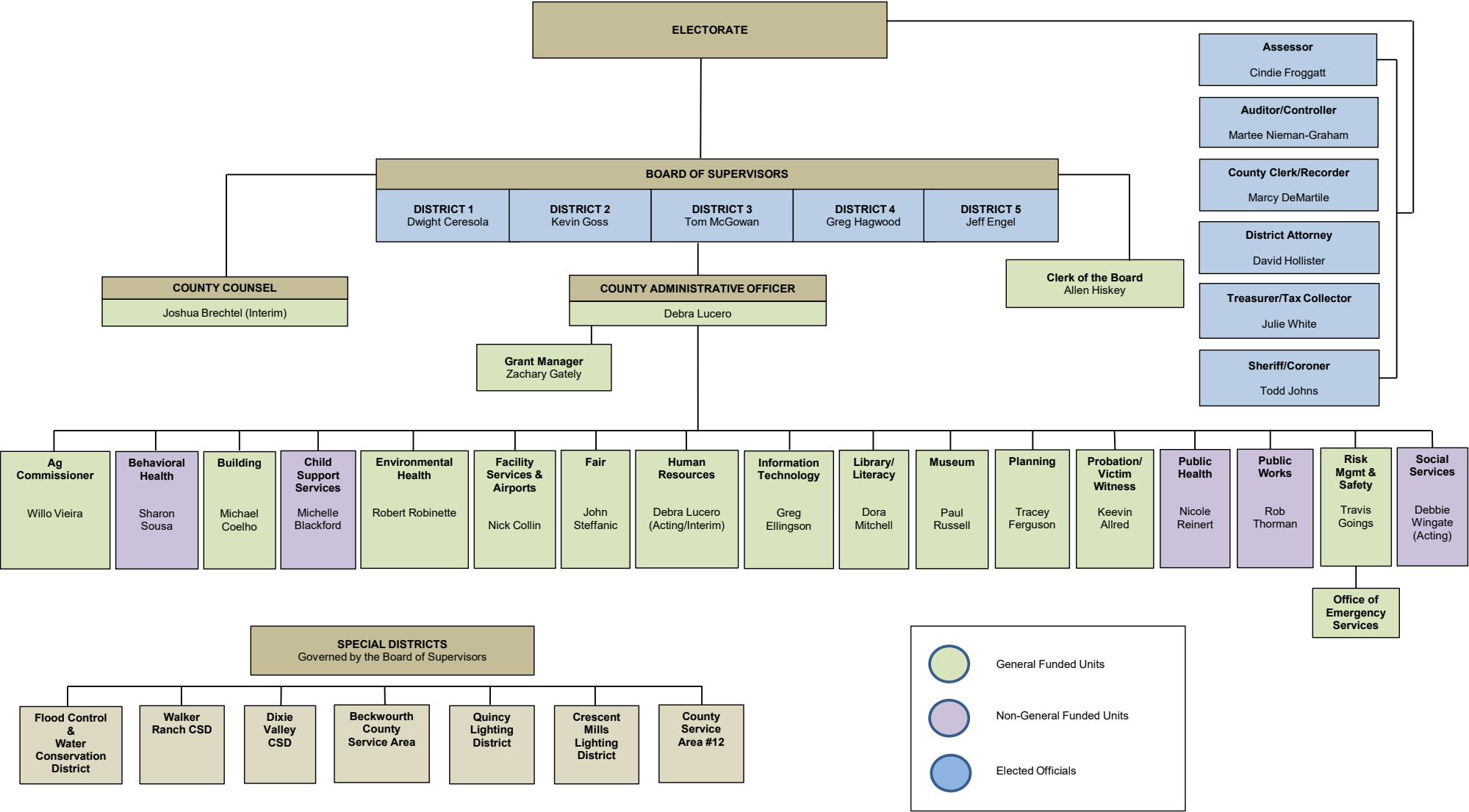
Chair - Supervisor, District 4 Greg Hagwood
Vice-Chair - Supervisor, District 1 Dwight Ceresola
Supervisor, District 2 Kevin Goss
Supervisor, District 3 Tom McGowan
Supervisor, District 5 Jeff Engel

Assessor Cindie Froggatt
Auditor/Controller Martee Nieman-Graham
Clerk-Recorder/Elections Marcy DeMartile
District Attorney/Public Administrator David Hollister
Sheriff/Jail/Coroner/Animal Control Todd Johns
Treasurer-Tax Collector/Collections Julie White

DEPARTMENT DIRECTORS/ADMINISTRATORS

Administrative Officer/General Services/Grants Debra Lucero
Agricultural Commissioner/Sealer of Weights & Measure Willo Vieira
Building Services/Code Enforcement Michael Coelho
Child Support Services Michelle Blackford
Clerk of the Board of Supervisors Allen Hiskey
County Counsel (Interim) Joshua Brechtel
Environmental Health Rob Robinette
Facility Services Nick Collin
Fair John Steffanic
Farm Advisor David Lyle
Human Resources (Acting/Interim) Debra Lucero
Information Technology Greg Ellingson
Library/Literacy Dora Mitchell
Behavioral Health Sharon Sousa
Museum Paul Russell
Planning Tracey Ferguson
Probation/Victim Witness Keevin Allred
Public Health/Veteran's Services/Senior Nutrition & Transportation Nicole Reinert
Public Works Rob Thorman
Risk Management/Office of Emergency Services Travis Goings
Social Services/Public Guardian (Acting) Debbie Wingate

ORGANIZATIONAL CHART



Updated: 09/19/2024

The County of Plumas plans to embark on a significant project to transition to renewable, low-carbon energy sources, which is better for our environment and will save the County money on energy costs.

The Scope of the Project includes:

1. Interior and exterior LED lighting upgrades at sixteen (16) County facilities
2. LED streetlight upgrades at Fairgrounds Road
3. HVAC packaged unit replacement at thirteen (13) County facilities
4. Replacement of the old chiller and boiler at the Courthouse
5. Sealing of all the windows at the Annex Building
6. Upgrade of the well pumps at Walker Ranch Pump Station and Quincy Fairgrounds
7. Installation of backup generators at thirteen (13) County facilities
8. Installation of a solar energy project for the Annex Building consisting of solar carport structures

Benefits of the Engie Energy Project include:

- \$4.8 million in net savings after paying for all costs over the life of the program
- Receive \$500,000 in cash subsidy from the Inflation Reduction Act
- Reduce electricity bills by over 25%
- Install solar before it becomes cost prohibitive
- Replacing HVAC systems past their useful lives using project savings
- Install much needed backup generators using project savings
- Improve lighting quality for employees and community members
- Save maintenance staff's time with long-life LED lighting and new HVAC systems
- Save administrative time by accomplishing multiple projects simultaneously
- Stimulate local economy and provide local jobs
- Carbon emissions reduction equivalent of removing 131 cars off the road annually
- Provide internships and other opportunities to students of Feather River College

GENERAL FUND BALANCES

GENERAL FUND BALANCES

	UnAudited Estimate 2024	* 2023	Audited Actual 2022	Audited Actual 2021	Audited Actual 2020
Unassigned	\$ 9,980,612		\$ 10,834,528	\$ 8,666,148	\$ 7,991,723
Committed	\$ 6,594,219		\$ 2,052,737	\$ 2,952,749	\$ 2,052,726
Restricted	\$ (398,481)		\$ 2,524,477	\$ 1,839,975	\$ 1,939,355
Nonspendable	\$ 151,421		\$ 859,582	\$ 865,560	\$ 753,816
Assigned	\$ 6,973,226		\$ 4,114,939	\$ 3,138,002	\$ 1,269,982
General Fund Total	\$ 23,300,997		\$ 20,386,263	\$ 17,462,434	\$ 14,007,602

*2023 data is pending external audit

Estimates of fund balances are based on transactions recorded throughout the year in the financial reporting system, direct communication with department heads, and anticipated adjustments to be made by the Auditor-Controller office. It is necessary to estimate these balances for the purpose of generating the required Budget Schedules since the 2022-23 and 2023-24 fiscal years have not yet been closed. These fund balances are a point in time estimate and subject to change based on detailed review and completion of the County's annual third-party audit.

Adopted general fund budget estimated opening fund balances increased from the Recommended budget estimate by a total of \$3,075,477 with the breakdown as follows +\$3,537,991 Unassigned, +\$3,036 Committed, -\$602,725 Restricted, +\$90,814 Nonspendable, +\$46,361 Assigned. Restricted balance is currently estimated as negative due to Senior Nutrition (Sub-fund 001N) June 30, 2024 estimated ending balance of -\$557,188.

The increase in Committed fund balance versus fiscal year 2022 and prior years is due to updating the calculated reserve. Prior years were not adjusted appropriately.

The increase in Assigned fund balance versus fiscal year 2022 and prior years is due to the provision in the 2023/24 Budget to designate additional monies as an additional reserve at the discretion of the Board of Supervisors. In the 2024-25 Budget, these funds get reduced by \$2,887,410 to fund the budgeted expenses for the year.

- **Unassigned** fund balance represents the portion of the County's fund balance that is not restricted or committed to a specific purpose. It is available for any lawful purpose, including County operations, capital projects, or debt service.
- **Committed** fund balance represents the calculated value of the General Reserve (8% of last audited operating revenue) plus the calculated value of the Strategic Reserve (16% of last audited operating revenue) plus any amounts constrained for a specific purpose by the Board of Supervisors.
- **Restricted** fund balance is legally designated for specific purpose stipulated by an external party such as a grantor, a bond covenant, or a law. These funds can only be used for the specific purposes for which they are restricted.
- **Nonspendable** fund represents a portion of the County's fund balance that is legally/contractually required to be maintained intact (examples would be prepaid expenses, or inventories, advances to other funds).
- **Assigned** funds represent a portion of the County's fund balance that is designated by the Board of Supervisors for a specific purpose. Assigned funds are not legally restricted, they are earmarked for a specific use which can be redirected at the direction of the Board of Supervisors.

Appropriations

The fiscal year 2024-25 Final Budget totals \$164.0 million. It is comprised of \$153.6 million in governmental funds with \$59.3 million in the general fund, \$88.5 million in special revenue funds, \$5.3 million in debt services, and \$428 thousand in capital projects. And other funds total of \$10.4 million comprised of \$4.6 million in enterprise funds, \$3.4 million in internal service funds, and \$2.4 million in special district funds.

Figure 1 illustrates budgeted spending authority in governmental funds among major program areas. As a political subdivision of the State of California, the County expends most of its funds on Federal and State programs such as public assistance, mental health, public health, and other social services as mandated by law. The County spends most of its discretionary revenues on general government and public safety.

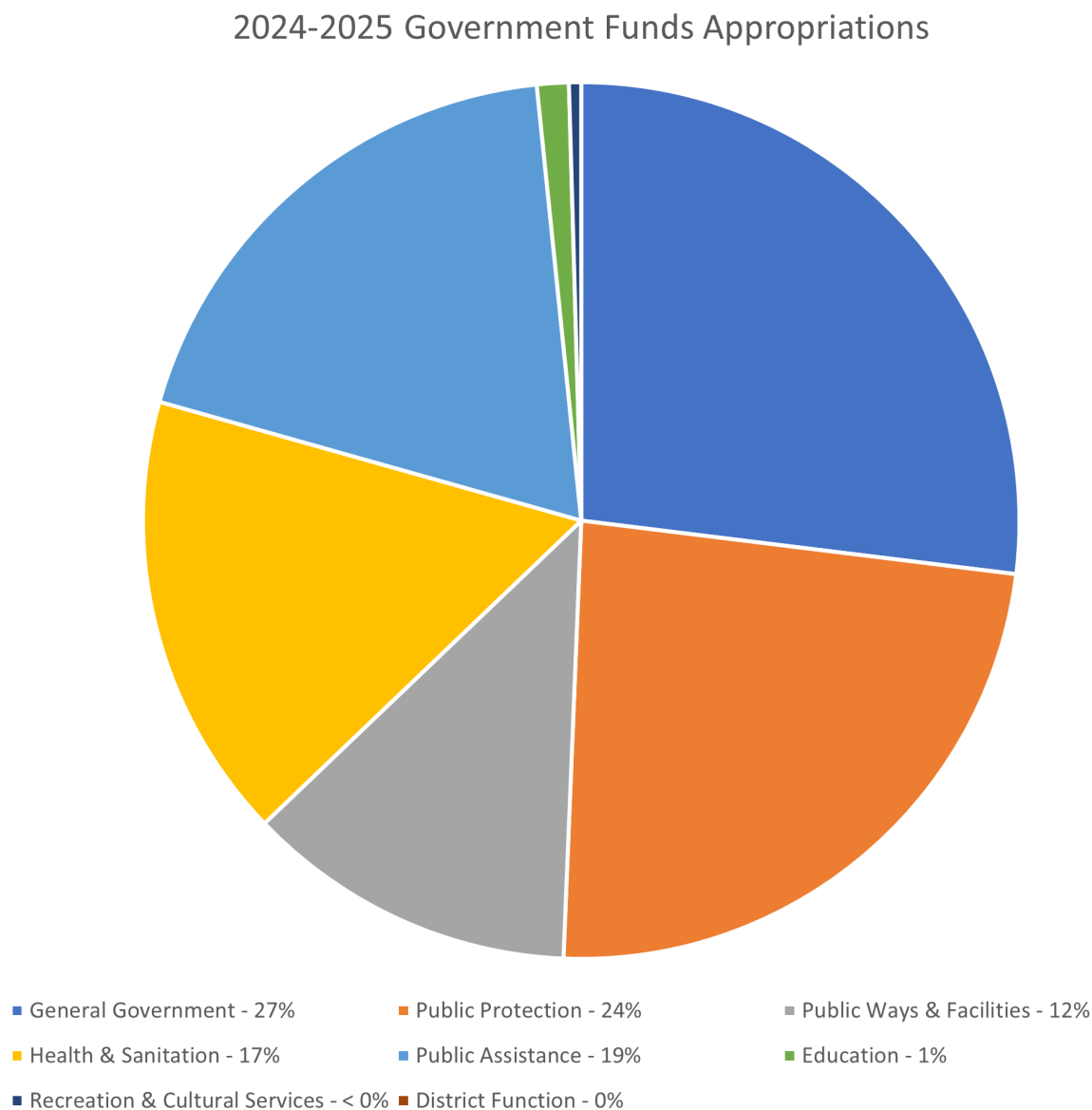


Figure 1 - 2024-2025 Government Funds Appropriations

Revenues & Expenditures

Revenues in the General, Special Revenue, Capital Projects, and Debt Service Funds for fiscal year 2024-25 are estimated at \$118.5 million and expenditures are budgeted at \$152.1 million, a shortfall of \$33.6 million.

The \$118.5 million in revenue is comprised of 39% from State and Federal Aid and 18% from Tax Revenue, 35% is derived from other financing sources, which is comprised mostly of operating transfers into governmental funds.

The recommended spending plan is balanced, meaning the Total Financing Sources equal Total Financing Uses. The current year budget for the general fund is utilizing \$12.2 million of fund balance that has been carried over from prior years. The Special Revenue Funds are utilizing \$20.6 million, while Capital Projects and Debt Services are utilizing \$387 thousand and \$2.0 million respectively. This is a historic trend that needs to be addressed by the leadership team of the County. It will require commitment from all departments and a universal approach and plan to rectify, as budgeting spend greater than incoming revenues is not sustainable into the future.

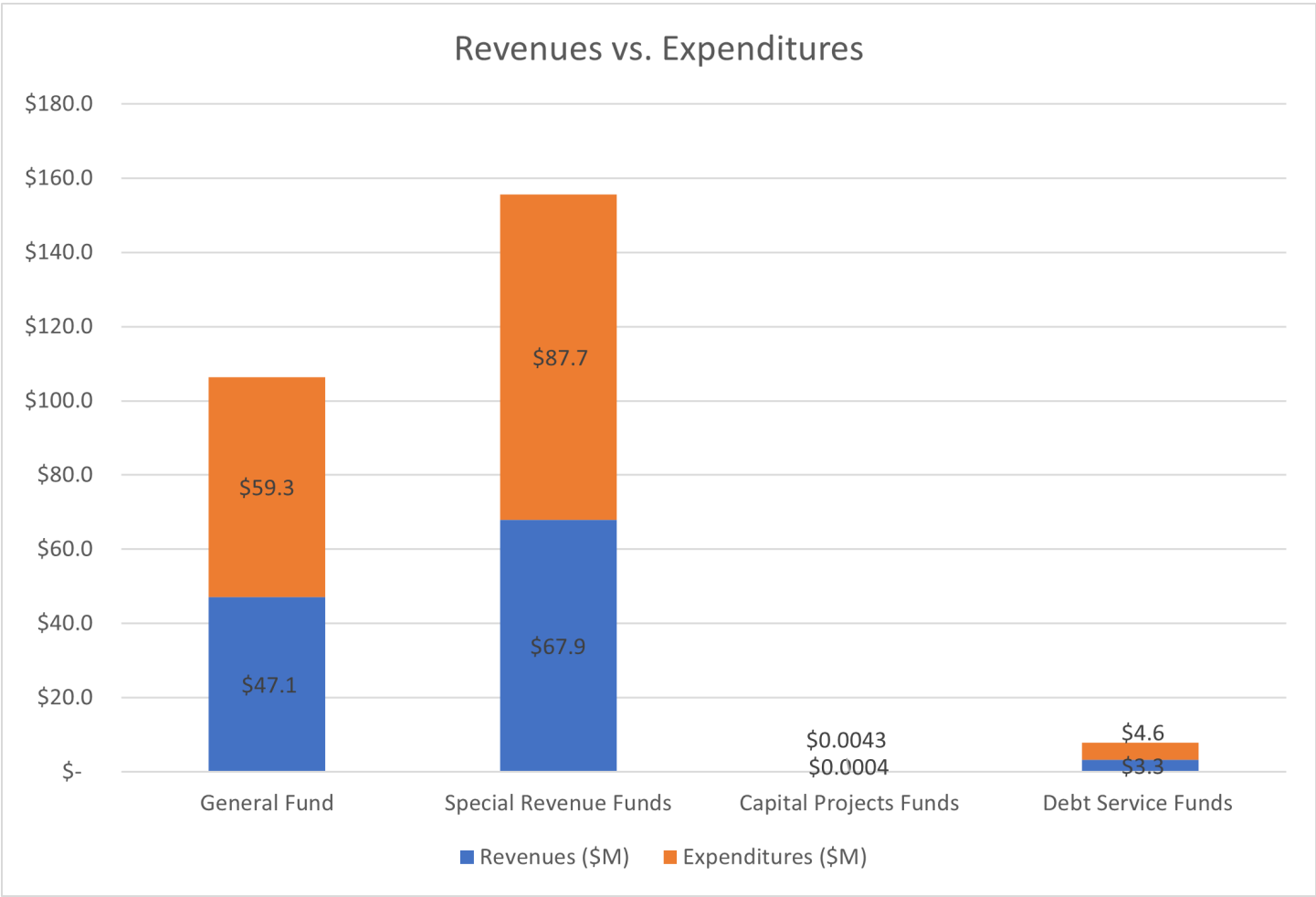


Figure 2 - 2024-2025 Government Funds Revenues vs. Expenditures

2024-2025 Governmental Funds Revenues

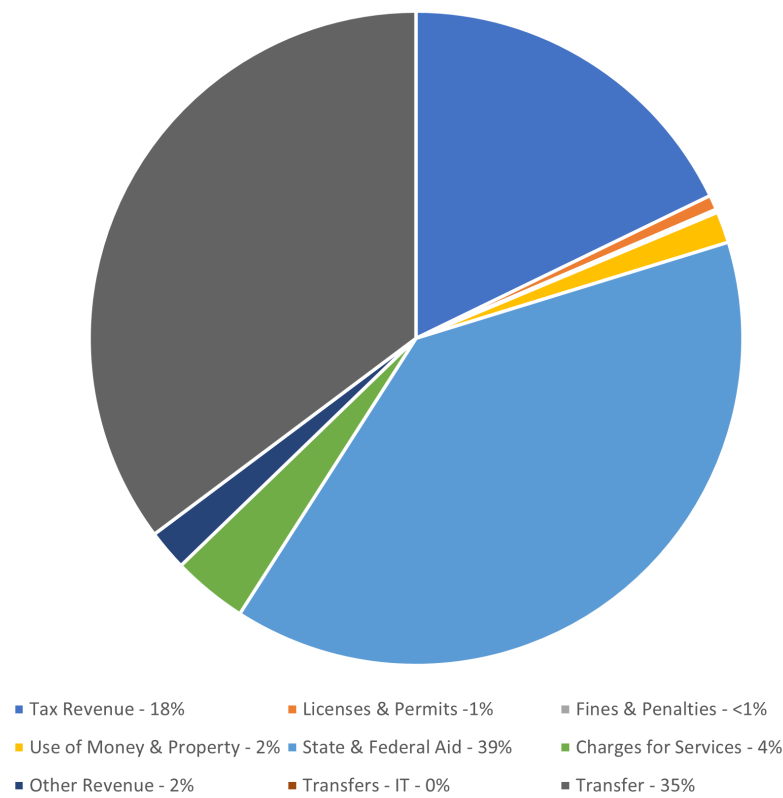


Figure 3 - 2024-2025 Government Funds Revenues

2024-2025 Governmental Funds Expenditures

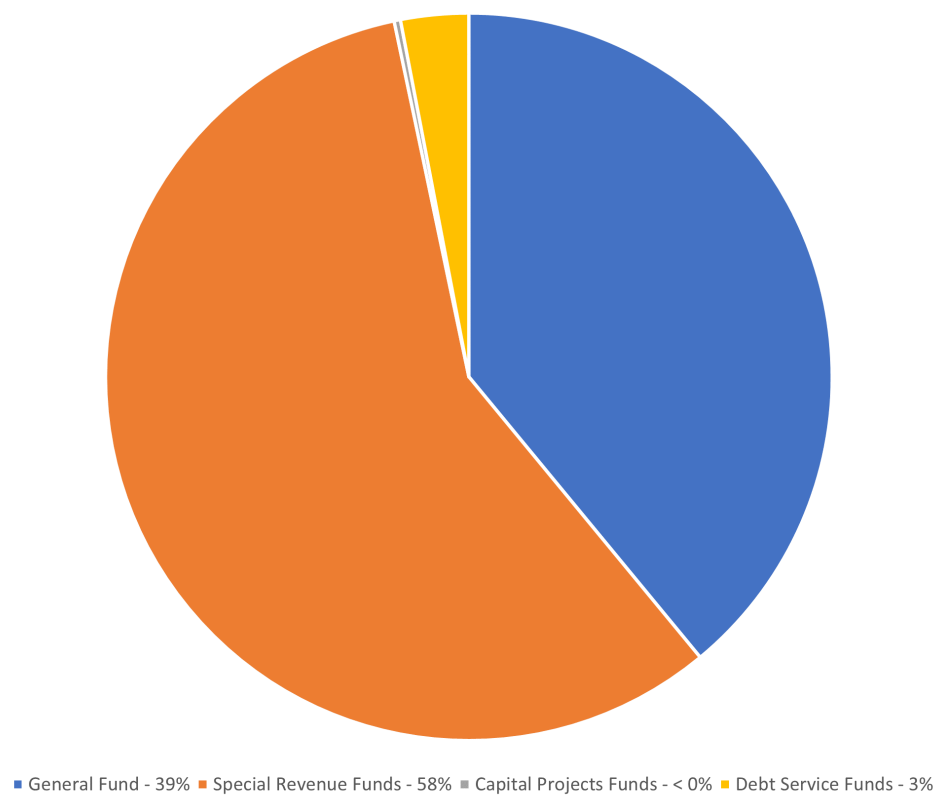


Figure 4 - 2024-2025 Government Funds Expenditures

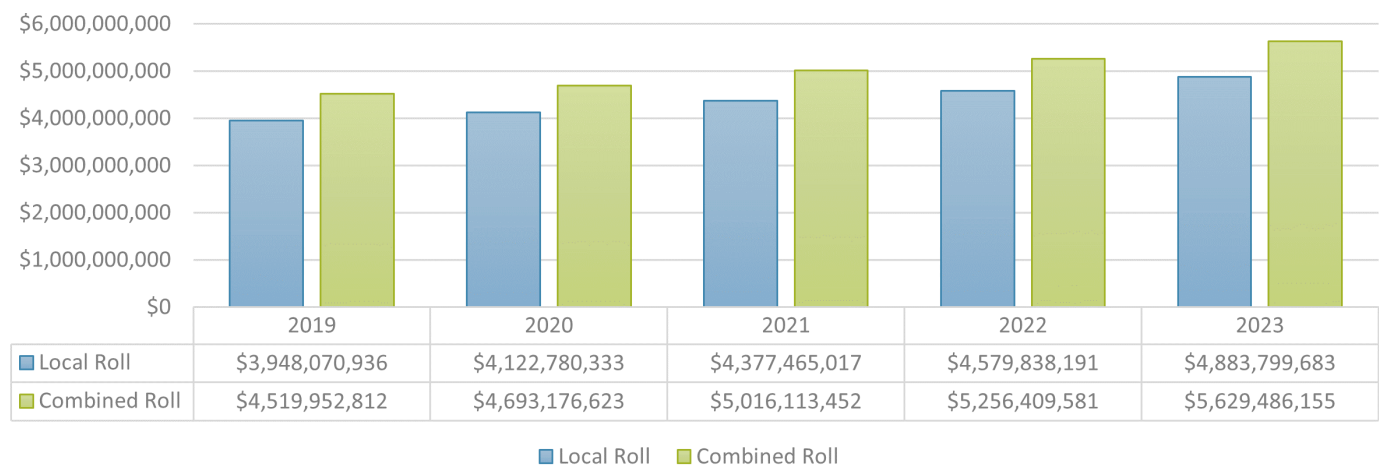
TAX ROLL SUMMARY

Property tax is the largest single component to general purpose revenues. The basic tax rate under proposition 13 is 1% of the assessed value. Plumas County receives approximately 20% of all property tax revenues collected by the county and the remainder is apportioned to support local schools, the City of Portola, and special districts.

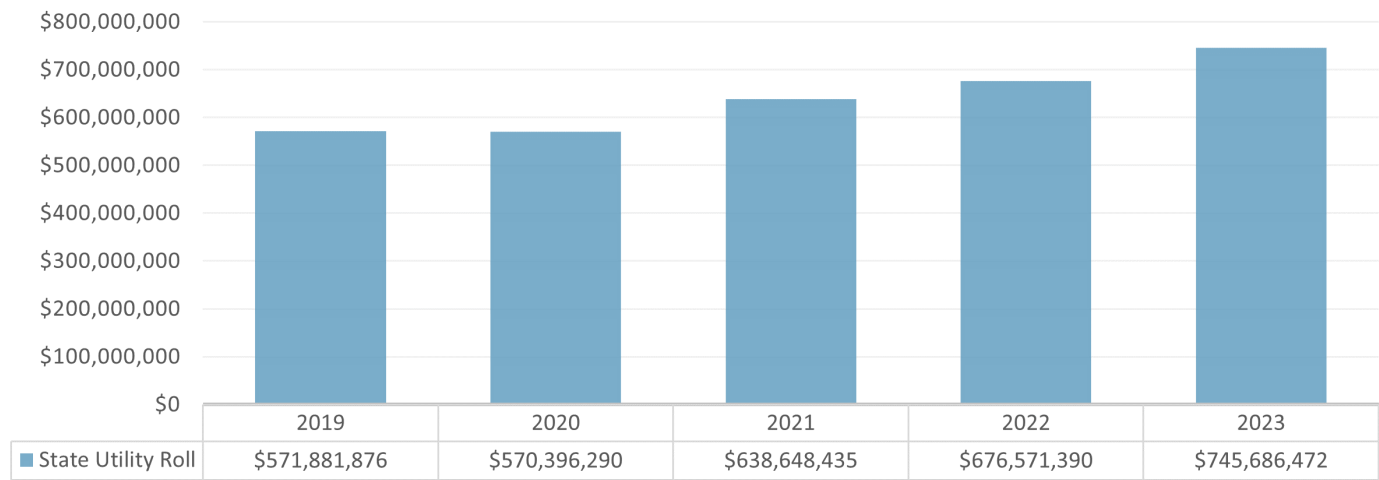
These tax receipts are used to support a wide variety of county programs. The attached charts show the growth of the locally assessed, state assessed, and combined roll totals.

The Dixie Fire started on July 13, 2021 and burned 963,309 acres. 551 structures were lost reducing the assessment roll by \$466,926. Even after the fire losses were taken into account, the roll still increased from 2021 to 2022 due to other sales and new construction. The numbers below are the most recent available.

Local & Combined Rolls



State Utility Roll



FISCAL YEAR 2024-2025

SUMMARY SCHEDULES



SCHEDULE 1

Fiscal Year 2024-25

Fund Name	Total Financing Sources				Total Financing Uses		
	Fund Balance Available	Decreases to Obligated	Additional	Total Financing	Financing Uses	Increases Obligated	Total Financing
	June 30, 2024	Fund Balances	Unding Source	Sources	Uses	Fund Balances	Uses
1	2	3	4	5	6	7	8
Governmental Funds							
General Fund	9,980,612	2,268,326	47,093,215	59,342,153	59,342,153	0	59,342,153
Special Revenue Funds	0	20,503,093	67,999,356	88,502,449	87,740,561	761,888	88,502,449
Capital Projects Funds	0	387,464	41,000	428,464	428,464	0	428,464
Debt Service Funds	0	1,958,194	3,364,044	5,322,238	4,594,429	727,809	5,322,238
Total Governmental Funds	9,980,612	25,117,077	118,497,615	153,595,304	152,105,607	1,489,697	153,595,304
Other Funds							
Enterprise	0	658,273	3,929,096	4,587,369	4,587,369	0	4,587,369
Internal Service	0	0	3,432,824	3,432,824	2,546,010	886,814	3,432,824
Special District	0	328,341	2,025,910	2,354,251	2,354,251	0	2,354,251
Total Other Funds	0	986,614	9,387,830	10,374,444	9,487,630	886,814	10,374,444
Total All Funds	9,980,612	26,103,691	127,885,445	163,969,748	161,593,237	2,376,511	163,969,748

SCHEDULE 2

State Controller Schedule

Plumas County

Schedule 2

County Budget Act

Governmental Funds Summary

Page 2.1

Fiscal Year 2024-25

Fund Name 1	Total Financing Sources				Total Financing Uses		
	Fund Balance Available June 30, 2024	Decreases to Obligated Fund Balances	Additional Funding Source	Total Financing Sources	Financing Uses	Increases to Obligated Fund Balances	Total Financing Uses
	2	3	4	5	6	7	8
General Fund							
0001 GENERAL	9,980,612	2,268,326	30,764,768	43,013,706	42,980,471	0	42,980,471
0001 0001C CAPITAL REPLACEMENT FUN	0	0	0	0	0	0	0
0001 0001D DISTRICT ATTORNEY	0	0	2,314,452	2,314,452	2,375,142	0	2,375,142
0001 0001H HOMICIDE TRIAL COSTS	0	0	0	0	0	0	0
0001 0001I GEN FUND DEV/IMPACT	0	0	0	0	0	0	0
0001 0001N SENIOR CITIZENS NUTRITIO	0	0	851,361	851,361	1,014,602	0	1,014,602
0001 0001R SUPERVISOR COMM.SVC.FU	0	0	0	0	0	0	0
0001 0001S SHERIFF	0	0	13,134,634	13,134,634	12,943,938	0	12,943,938
0001 0001T TAYLORSVILLE SCH PRESER	0	0	0	0	0	0	0
0001 0001V ABAND VEH ABATEMT FUND	0	0	28,000	28,000	28,000	0	28,000
Total General Fund	9,980,612	2,268,326	47,093,215	59,342,153	59,342,153	0	59,342,153
Special Revenue Funds							
0002 ROAD	0	2,728,061	15,770,874	18,498,935	18,498,935	0	18,498,935
0003 FISH AND GAME	0	0	49,750	49,750	11,453	38,297	49,750
0004 CHILD ABUSE PREVENTION	0	30,146	25,600	55,746	55,746	0	55,746
0005 COUNTY FAIR	0	0	983,308	983,308	747,603	235,705	983,308
0009 AUD- CO LOCAL REV 2011	0	0	0	0	0	0	0
0011 TITLE III	0	887,384	251,721	1,139,105	1,139,105	0	1,139,105
0013 DEPT. SOCIAL SERVICES	0	41,529	16,437,962	16,479,491	16,479,491	0	16,479,491
0013 0013P REALIGN - PROT SERVICES	0	1,280,000	2,720,000	4,000,000	4,000,000	0	4,000,000
0013 0013R SS - REALIGNMENT	0	3,870,000	3,130,000	7,000,000	7,000,000	0	7,000,000
0014 MENTAL HEALTH	0	1,982,430	6,544,314	8,526,744	8,526,744	0	8,526,744
0014 0014A MENTAL HLTH MHSA	0	1,760,826	2,820,000	4,580,826	4,580,826	0	4,580,826
0014 0014B MENTAL HLTH BEHAVIORAL	0	30,913	81,756	112,669	112,669	0	112,669
0014 0014C CAL-WORKS M.H. & A.D.	0	0	0	0	0	0	0
0014 0014H SIERRA HOUSE BOARD & CA	0	3,647	0	3,647	3,647	0	3,647
0014 0014S SAMHSA	0	53,214	311,097	364,311	364,311	0	364,311
0014 0014W WRAP AROUND	0	39	0	39	39	0	39
0015 PUBLIC HEALTH	0	1,954,228	6,260,360	8,214,588	8,214,588	0	8,214,588
0015 0015E E.M.S.	0	0	62,000	62,000	54,109	7,891	62,000
0015 0015M PUBLIC HEALTH - MAA ADMI	0	0	0	0	0	0	0
0015 0015P PUBLIC HLTH EMRG PREPAR	0	33,386	257,759	291,145	291,145	0	291,145

SCHEDULE 2

State Controller Schedule

Plumas County

Schedule 2

County Budget Act

Governmental Funds Summary

Page 2.2

Fiscal Year 2024-25

Fund Name 1	Total Financing Sources				Total Financing Uses			
	Fund Balance	Decreases to	Additional	Total Financing	Financing Uses	Increases to	Total Financing	
	Available	Obligated				Obligated		
	June 30, 2024	Fund Balances	Unding Source	Sources	Fund Balances	Uses		
2	3	4	5	6	7	8		
Special Revenue Funds (continued)								
0015 0015V HEALTH VITAL STATISTICS	0	2,152	2,000	4,152	4,152	0	4,152	
0016 ALCOHOL & DRUG	0	345,905	953,471	1,299,376	1,299,376	0	1,299,376	
0016 0016A A&D PROP 36	0	0	0	0	0	0	0	
0017 0017C SHERIFF CIVIL OPERATIONS	0	9,944	7,050	16,994	16,994	0	16,994	
0017 0017F SHRFF -ASSET FORFEITR ED	0	9,470	0	9,470	9,470	0	9,470	
0017 0017G SHERIFF -GRANTS	0	1,816,465	4,185,147	6,001,612	6,001,612	0	6,001,612	
0017 0017I INMATE WELFARE FUND	0	61,765	43,726	105,491	105,491	0	105,491	
0017 0017N NARCOTICS FUND	0	59,059	300	59,359	59,359	0	59,359	
0018 DA - ADULT DRUG COURT	0	0	0	0	0	0	0	
0019 CARES ACT - COVID19	0	0	0	0	0	0	0	
0021 ARPA 2021	0	426,274	0	426,274	426,274	0	426,274	
0022 DISASTER RESPONSE FUND	0	0	682,534	682,534	408,335	274,199	682,534	
0023 DISASTR RECOV OP CNTR DROC	0	432,087	1,073	433,160	433,160	0	433,160	
0025 COUNTY LOCAL REV AB109	0	52,386	1,243,026	1,295,412	1,295,412	0	1,295,412	
0026 LOCAL ASSISTANCE & TCF	0	578,189	149,596	727,785	727,785	0	727,785	
0035 CHILD SUPPORT	0	0	869,497	869,497	855,559	13,938	869,497	
0037 DNA PENALTY (PROP 69)	0	25,946	2,250	28,196	28,196	0	28,196	
0046 PROB GRANT DEPT(S)	0	198,419	488,008	686,427	686,427	0	686,427	
0046 0046C CRIMINAL LAB PENALTY	0	0	0	0	0	0	0	
0046 0046D PROB-DIV JUV	0	280,000	270,000	550,000	550,000	0	550,000	
0046 0046P PROB-PRETRIAL	0	85,146	140,000	225,146	225,146	0	225,146	
0046 0046R PROB-ADULT HIGH RISK	0	462,122	421,790	883,912	883,912	0	883,912	
0047 PLAN - DWR DACTI	0	0	0	0	0	0	0	
0048 Plan Prop 1 IRWM	0	2,753	120,137	122,890	122,890	0	122,890	
0049 PLAN GRANT-DWR/SGM	0	0	0	0	0	0	0	
0050 PLAN GRANT - SB2	0	0	186,517	186,517	186,517	0	186,517	
0052 PLAN - HHAP GRANT	0	73,151	0	73,151	73,151	0	73,151	
0053 TOBACCO SETTLEMENT FUND	0	0	200,000	200,000	198,831	1,169	200,000	
0054 OPIOID SETTLEMENT FUND	0	0	313,535	313,535	313,535	0	313,535	
0054 00541 NATIONAL OPIOID ABATEME	0	0	0	0	0	0	0	
0054 00542 DISTRIBUTOR-SUBDIVISION	0	0	0	0	0	0	0	
0054 00543 DISTRIBUTOR-ABATEMENT	0	0	0	0	0	0	0	

SCHEDULE 2

Fund Name 1	Total Financing Sources				Total Financing Uses			
	Fund Balance Available	Decreases to Obligated	Additional	Total Financing		Increases to Obligated	Total Financing	
	June 30, 2024	Fund Balances	unding Source	Sources	Financing Uses	Fund Balances	Uses	
	2	3	4	5	6	7	8	
Special Revenue Funds (continued)								
0054 00544 JANSSEN-SUBDIVISION	0	0	0	0	0	0	0	
0054 00545 JANSSEN-ABATEMENT	0	0	0	0	0	0	0	
0055 PG&E SETTLEMENT	0	133,000	0	133,000	133,000	0	133,000	
0056 DIXIE FIRE INSURANCE	0	0	0	0	0	0	0	
0056 00561 DIXIE-TRIDENL	0	0	0	0	0	0	0	
0057 SW GRANTS (PW)	0	9,863	0	9,863	9,863	0	9,863	
0058 CDBG CARES ACT CV-2-3	0	0	200,898	200,898	200,898	0	200,898	
0059 CDBG ANNUAL ED	0	0	976,170	976,170	975,481	689	976,170	
0062 RECORDERS FUND	0	108,407	2,350	110,757	110,757	0	110,757	
0062 0062M RECORDER MICROGRAPHIC	0	99,939	8,000	107,939	107,939	0	107,939	
0062 0062O RECORDER'S OFFICE MODE	0	195,633	27,500	223,133	223,133	0	223,133	
0063 ANIMAL CONT. SPAY/NEUTER	0	22,077	183,500	205,577	205,577	0	205,577	
0064 DOMESTIC VIOL ASSISTANCE	0	11,173	2,500	13,673	13,673	0	13,673	
0065 ERDS	0	15,517	12,000	27,517	27,517	0	27,517	
0067 HAVA - ELECTIONS	0	41,962	1,000	42,962	42,962	0	42,962	
0070 PCCDC PILT CDBG	0	0	0	0	0	0	0	
00D1 ASSET FORFEITURE	0	500	0	500	500	0	500	
00D2 ENVIRONMENTAL SETTLEMENT	0	0	200,000	200,000	10,000	190,000	200,000	
0308 DA-RE-ENTRY PROGRAM	0	284,103	0	284,103	284,103	0	284,103	
0309 DA Alt Sentencing	0	3,883	399,280	403,163	403,163	0	403,163	
Total Special Revenue Funds	0	20,503,093	67,999,356	88,502,449	87,740,561	761,888	88,502,449	
Capital Projects Funds								
0093 CRIMINAL JUS. CONST. FUND	0	387,464	41,000	428,464	428,464	0	428,464	
Total Capital Projects Funds	0	387,464	41,000	428,464	428,464	0	428,464	
Debt Service Funds								
0096 CAPITAL IMPROVEMENTS	0	0	1,892,975	1,892,975	1,165,166	727,809	1,892,975	
0096 0096J CAPITAL IMP JAIL	0	1,958,194	1,471,069	3,429,263	3,429,263	0	3,429,263	
Total Debt Service Funds	0	1,958,194	3,364,044	5,322,238	4,594,429	727,809	5,322,238	
Total Governmental Funds	9,980,612	25,117,077	118,497,615	153,595,304	152,105,607	1,489,697	153,595,304	
Appropriations Limit	41,732,122							
Appropriations Subject to Limit	21,964,476							

SCHEDULE 3

State Controller Schedule
County Budget Act

Plumas County

Fund Balance - Governmental Funds

Schedule 3

Page 3.1

Fiscal Year 2024-25

Fund Name 1	Total Fund Balance June 30, 2024 2	Less Obligated Fund Balances			Fund Balance Available June 30, 2024 5	6
		Encumbrances 3	Nonspendable, Restricted, and Committed 4	Assigned 5		
General Fund						
0001 GENERAL	23,641,479	0	6,734,002	6,926,865	9,980,612	
0001 0001C CAPITAL REPLACEMENT FUN	153,579	0	153,579	0	0	
0001 0001D DISTRICT ATTORNEY	0	0	0	0	0	
0001 0001H HOMICIDE TRIAL COSTS	21,669	0	0	21,669	0	
0001 0001I GEN FUND DEV/IMPACT	11,040	0	0	11,040	0	
0001 0001N SENIOR CITIZENS NUTRITIO	(557,188)	0	(557,188)	0	0	
0001 0001R SUPERVISOR COMM.SVC.FU	3,036	0	3,036	0	0	
0001 0001S SHERIFF	8,602	0	8,602	0	0	
0001 0001T TAYLORSVILLE SCH PRESER	5,135	0	0	5,135	0	
0001 0001V ABAND VEH ABATEMT FUND	13,645	0	5,128	8,517	0	
Total General Fund	23,300,997	0	6,347,159	6,973,226	9,980,612	
Special Revenue Funds						
0002 ROAD	7,015,718	0	7,015,718	0	0	
0003 FISH AND GAME	396,956	0	396,956	0	0	
0004 CHILD ABUSE PREVENTION	163,163	0	163,163	0	0	
0005 COUNTY FAIR	179,384	0	179,384	0	0	
0009 AUD- CO LOCAL REV 2011	4,681,766	0	4,681,766	0	0	
0011 TITLE III	1,438,469	0	1,438,469	0	0	
0013 DEPT. SOCIAL SERVICES	276,188	0	276,188	0	0	
0013 0013P REALIGN - PROT SERVICES	9,887,552	0	9,887,552	0	0	
0013 0013R SS - REALIGNMENT	11,084,239	0	11,084,239	0	0	
0014 MENTAL HEALTH	2,419,219	0	2,419,219	0	0	
0014 0014A MENTAL HLTH MHSA	2,804,612	0	2,804,612	0	0	
0014 0014B MENTAL HLTH BEHAVIORAL	129,249	0	129,249	0	0	
0014 0014C CAL-WORKS M.H. & A.D.	29,844	0	29,844	0	0	
0014 0014H SIERRA HOUSE BOARD & CA	16,512	0	16,512	0	0	
0014 0014S SAMHSA	149,208	0	149,208	0	0	
0014 0014W WRAP AROUND	7,684	0	7,684	0	0	
0015 PUBLIC HEALTH	2,844,442	0	2,844,442	0	0	
0015 0015E E.M.S.	10,109	0	10,109	0	0	
0015 0015P PUBLIC HLTH EMRG PREPAR	254,292	0	254,292	0	0	
0015 0015V HEALTH VITAL STATISTICS	10,314	0	10,314	0	0	

SCHEDULE 3

State Controller Schedule
County Budget Act

Plumas County

Schedule 3

Fund Balance - Governmental Funds

Page 3.2

Fiscal Year 2024-25

Fund Name 1	Total Fund Balance June 30, 2024 2	Less Obligated Fund Balances			Fund Balance Available June 30, 2024 6
		Encumbrances 3	Nonspendable, Restricted, and Committed 4	Assigned 5	
Special Revenue Funds (continued)					
0016 ALCOHOL & DRUG	410,844	0	410,844	0	0
0016 0016A A&D PROP 36	4,044	0	4,044	0	0
0017 0017C SHERIFF CIVIL OPERATIONS	9,945	0	9,945	0	0
0017 0017F SHRFF -ASSET FORFEITR ED	9,470	0	9,470	0	0
0017 0017G SHERIFF -GRANTS	1,935,604	0	1,935,604	0	0
0017 0017I INMATE WELFARE FUND	61,765	0	61,765	0	0
0017 0017N NARCOTICS FUND	59,059	0	59,059	0	0
0018 DA - ADULT DRUG COURT	13,939	0	13,939	0	0
0019 CARES ACT - COVID19	67,691	0	67,691	0	0
0021 ARPA 2021	1,249,561	0	1,249,561	0	0
0022 DISASTER RESPONSE FUND	102,855	0	102,855	0	0
0023 DISASTR RECOV OP CNTR DROC	432,252	0	432,252	0	0
0025 COUNTY LOCAL REV AB109	1,116,234	0	1,116,234	0	0
0026 LOCAL ASSISTANCE & TCF	6,157,227	0	6,157,227	0	0
0035 CHILD SUPPORT	386,907	0	386,907	0	0
0037 DNA PENALTY (PROP 69)	25,946	0	25,946	0	0
0046 PROB GRANT DEPT(S)	978,666	0	978,666	0	0
0046 0046C CRIMINAL LAB PENALTY	20,295	0	20,295	0	0
0046 0046D PROB-DIV JUV	773,714	0	773,714	0	0
0046 0046P PROB-PRETRIAL	90,486	0	90,486	0	0
0046 0046R PROB-ADULT HIGH RISK	756,473	0	756,473	0	0
0047 PLAN - DWR DACTI	19	0	19	0	0
0048 Plan Prop 1 IRWM	16,236	0	16,236	0	0
0049 PLAN GRANT-DWR/SGM	165	0	165	0	0
0050 PLAN GRANT - SB2	2,548	0	2,548	0	0
0052 PLAN - HHAP GRANT	77,425	0	77,425	0	0
0053 TOBACCO SETTLEMENT FUND	612,099	0	612,099	0	0
0054 OPIOID SETTLEMENT FUND	700,122	0	700,122	0	0
0054 00543 DISTRIBUTOR-ABATEMENT	68,667	0	68,667	0	0
0055 PG&E SETTLEMENT	10,689,878	0	10,689,878	0	0
0056 DIXIE FIRE INSURANCE	4,646	0	4,646	0	0
0056 00561 DIXIE-TRIDENL	1,761,763	0	1,761,763	0	0

SCHEDULE 3

State Controller Schedule
County Budget Act

Plumas County

Fund Balance - Governmental Funds

Fiscal Year 2024-25

Schedule 3

Page 3.3

Fund Name 1	Total Fund Balance June 30, 2024 2	Less Obligated Fund Balances			Fund Balance Available June 30, 2024 6
		Encumbrances 3	Nonspendable, Restricted, and Committed 4	Assigned 5	
Special Revenue Funds (continued)					
0057 SW GRANTS (PW)	33,009	0	33,009	0	0
0058 CDBG CARES ACT CV-2-3	43,958	0	43,958	0	0
0059 CDBG ANNUAL ED	(689)	0	(689)	0	0
0062 RECORDERS FUND	111,305	0	111,305	0	0
0062 0062M RECORDER MICROGRAPHIC	100,208	0	100,208	0	0
0062 0062O RECORDER'S OFFICE MODE	213,674	0	213,674	0	0
0063 ANIMAL CONT. SPAY/NEUTER	22,078	0	22,078	0	0
0064 DOMESTIC VIOL ASSISTANCE	12,321	0	12,321	0	0
0065 ERDS	48,066	0	48,066	0	0
0067 HAVA - ELECTIONS	47,379	0	47,379	0	0
0070 PCCDC PILT CDBG	6,479	0	6,479	0	0
00D1 ASSET FORFEITURE	16,464	0	16,464	0	0
00D2 ENVIRONMENTAL SETTLEMENT	449,043	0	449,043	0	0
0308 DA-RE-ENTRY PROGRAM	433,748	0	433,748	0	0
0309 DA Alt Sentencing	6,200	0	6,200	0	0
Total Special Revenue Funds	73,938,708	0	73,938,708	0	0
Capital Projects Funds					
0093 CRIMINAL JUS. CONST. FUND	387,464	0	387,464	0	0
Total Capital Projects Funds	387,464	0	387,464	0	0
Debt Service Funds					
0096 CAPITAL IMPROVEMENTS	(727,809)	0	(727,809)	0	0
0096 0096J CAPITAL IMP JAIL	3,702,772	0	3,702,772	0	0
Total Debt Service Funds	2,974,963	0	2,974,963	0	0
Total Governmental Funds	100,602,132	0	83,648,294	6,973,226	9,980,612

SCHEDULE 4

State Controller Schedule

Plumas County

Schedule 4

County Budget Act

Obligated Fund Balances - By Governmental Funds

Page 4.1

Fiscal Year 2024-25

Fund Name and Fund Balance Descriptions	Obligated Fund Balance June 30, 2024	Decreases or Cancellations		Increases or Creations		Total Obligated Fund Balances for the Budget Year
		Recommended	Adopted by the Board of Supervisors	Recommended	Adopted by the Board of Supervisors	
1	2	3	4	5	6	7
General Fund						
0001 GENERAL						
NonSpendable	142,819	0	0	0	0	142,819
Committed	6,591,183	0	0	0	0	6,591,183
Assigned	6,926,865	3,950,276	2,268,326	0	0	4,658,539
Total 0001 GENERAL	13,660,867	3,950,276	2,268,326	0	0	11,392,541
GENERAL SUBFUNDS						
NonSpendable	8,602	0	0	0	0	8,602
Restricted	(398,481)	0	0	16,023	0	(398,481)
Committed	3,036	0	0	0	0	3,036
Assigned	46,361	0	0	0	0	46,361
Total GENERAL SUBFUNDS	(340,482)	0	0	16,023	0	(340,482)
Total General Fund	13,320,385	3,950,276	2,268,326	16,023	0	11,052,059
Special Revenue Funds						
0002 ROAD						
NonSpendable	418,959	0	0	0	0	418,959
Restricted	6,596,759	1,694,092	2,728,061	0	0	3,868,698
0003 FISH AND GAME						
Restricted	396,956	0	0	38,291	38,297	435,253
0004 CHILD ABUSE PREVENTION						
Restricted	163,163	30,146	30,146	0	0	133,017
0005 COUNTY FAIR						
NonSpendable	2,524	0	0	0	0	2,524
Restricted	176,860	0	0	241,719	235,705	412,565
0009 AUD- CO LOCAL REV 2011						
Restricted	4,681,766	0	0	0	0	4,681,766
0011 TITLE III						
Restricted	1,438,469	887,384	887,384	0	0	551,085
0013 DEPT. SOCIAL SERVICES						
Restricted	276,188	3,589,978	41,529	0	0	234,659
00130013P REALIGN - PROT SERVICES						
Restricted	9,887,552	0	1,280,000	720,000	0	8,607,552

SCHEDULE 4

State Controller Schedule

Plumas County

Schedule 4

County Budget Act

Obligated Fund Balances - By Governmental Funds

Page 4.2

Fiscal Year 2024-25

Fund Name and Fund Balance Descriptions		Obligated Fund Balance June 30, 2024	Decreases or Cancellations		Increases or Creations		Total Obligated Fund Balances for the Budget Year
			Recommended	Adopted by the Board of Supervisors	Recommended	Adopted by the Board of Supervisors	
1		2	3	4	5	6	7
Special Revenue Funds (continued)							
00130013R SS - REALIGNMENT							
	Restricted	11,084,239	870,000	3,870,000	0	0	7,214,239
0014 MENTAL HEALTH							
	Restricted	2,419,219	1,969,549	1,982,430	0	0	436,789
00140014A MENTAL HLTH MHSA							
	Restricted	2,804,612	1,770,869	1,760,826	0	0	1,043,786
00140014B MENTAL HLTH BEHAVIORAL HL							
	Restricted	129,249	30,941	30,913	0	0	98,336
00140014C CAL-WORKS M.H. & A.D.							
	Restricted	29,844	5	0	0	0	29,844
00140014H SIERRA HOUSE BOARD & CARE							
	Restricted	16,512	4,965	3,647	0	0	12,865
00140014S SAMHSA							
	Restricted	149,208	29,050	53,214	0	0	95,994
00140014W WRAP AROUND							
	Restricted	7,684	104	39	0	0	7,645
0015 PUBLIC HEALTH							
	NonSpendable	825	0	0	0	0	825
	Restricted	2,843,617	1,122,344	1,954,228	0	0	889,389
00150015E E.M.S.							
	Restricted	10,109	0	0	7,891	7,891	18,000
00150015P PUBLIC HLTH EMRG PREPAR							
	Restricted	254,292	43,580	33,386	0	0	220,906
00150015V HEALTH VITAL STATISTICS							
	Restricted	10,314	2,152	2,152	0	0	8,162
0016 ALCOHOL & DRUG							
	Restricted	410,844	581,136	345,905	0	0	64,939
00160016A A&D PROP 36							
	Restricted	4,044	0	0	0	0	4,044
00170017C SHERIFF CIVIL OPERATIONS							
	Restricted	9,945	19,421	9,944	0	0	1

SCHEDULE 4

State Controller Schedule

Plumas County

Schedule 4

County Budget Act

Obligated Fund Balances - By Governmental Funds

Page 4.3

Fiscal Year 2024-25

Fund Name and Fund Balance Descriptions	Obligated Fund Balance June 30, 2024	Decreases or Cancellations		Increases or Creations		Total Obligated	
		Recommended	Adopted by the Board of Supervisors	Recommended	Adopted by the Board of Supervisors	Fund Balances for the Budget Year	
1	2	3	4	5	6	7	
Special Revenue Funds (continued)							
00170017F SHRFF -ASSET FORFEITR EDU							
Restricted	9,470	9,428	9,470	0	0	0	
00170017G SHERIFF -GRANTS							
NonSpendable	31,216	0	0	0	0	31,216	
Restricted	1,904,388	1,712,969	1,816,465	0	0	87,923	
00170017I INMATE WELFARE FUND							
Restricted	61,765	68,646	61,765	0	0	0	
00170017N NARCOTICS FUND							
Restricted	59,059	58,942	59,059	0	0	0	
0018 DA - ADULT DRUG COURT							
Restricted	13,939	0	0	0	0	13,939	
0019 CARES ACT - COVID19							
Restricted	67,691	0	0	0	0	67,691	
0021 ARPA 2021							
Restricted	1,249,561	351,274	426,274	0	0	823,287	
0022 DISASTER RESPONSE FUND							
Restricted	102,855	0	0	276,179	274,199	377,054	
0023 DISASTR RECOV OP CNTR DROC							
Restricted	432,252	433,017	432,087	0	0	165	
0025 COUNTY LOCAL REV AB109							
Restricted	1,116,234	52,386	52,386	0	0	1,063,848	
0026 LOCAL ASSISTANCE & TCF							
Restricted	6,157,227	578,189	578,189	0	0	5,579,038	
0035 CHILD SUPPORT							
Restricted	386,907	0	0	16,342	13,938	400,845	
0037 DNA PENALTY (PROP 69)							
Restricted	25,946	25,954	25,946	0	0	0	
0046 PROB GRANT DEPT(S)							
Restricted	978,666	162,995	198,419	0	0	780,247	
00460046C CRIMINAL LAB PENALTY							
Restricted	20,295	0	0	0	0	20,295	

SCHEDULE 4

State Controller Schedule

Plumas County

Schedule 4

County Budget Act

Obligated Fund Balances - By Governmental Funds

Page 4.4

Fiscal Year 2024-25

Fund Name and Fund Balance Descriptions	Obligated Fund Balance June 30, 2024	Decreases or Cancellations		Increases or Creations		Total Obligated	
		Recommended	Adopted by the Board of Supervisors	Recommended	Adopted by the Board of Supervisors	Fund Balances for the Budget Year	
1	2	3	4	5	6	7	
Special Revenue Funds (continued)							
00460046D PROB-DIV JUV							
Restricted	773,714	280,000	280,000	0	0	493,714	
00460046P PROB-PRETRIAL							
Restricted	90,486	0	85,146	8,849	0	5,340	
00460046R PROB-ADULT HIGH RISK							
Restricted	756,473	676,600	462,122	0	0	294,351	
0047 PLAN - DWR DACTI							
Restricted	19	0	0	0	0	19	
0048 Plan Prop 1 IRWM							
Restricted	16,236	0	2,753	0	0	13,483	
0049 PLAN GRANT-DWR/SGM							
Restricted	165	0	0	0	0	165	
0050 PLAN GRANT - SB2							
Restricted	2,548	0	0	0	0	2,548	
0052 PLAN - HHAP GRANT							
Restricted	77,425	68,037	73,151	0	0	4,274	
0053 TOBACCO SETTLEMENT FUND							
Restricted	612,099	0	0	1,169	1,169	613,268	
0054 OPIOID SETTLEMENT FUND							
Restricted	700,122	0	0	0	0	700,122	
005400543 DISTRIBUTOR-ABATEMENT							
Restricted	68,667	0	0	0	0	68,667	
0055 PG&E SETTLEMENT							
Restricted	10,689,878	133,000	133,000	0	0	10,556,878	
0056 DIXIE FIRE INSURANCE							
Restricted	4,646	0	0	0	0	4,646	
005600561 DIXIE-TRIDENL							
Restricted	1,761,763	0	0	0	0	1,761,763	
0057 SW GRANTS (PW)							
Restricted	33,009	9,863	9,863	0	0	23,146	
0058 CDBG CARES ACT CV-2-3							
Restricted	43,958	0	0	9,150	0	43,958	

SCHEDULE 4

State Controller Schedule

Plumas County

Schedule 4

County Budget Act

Obligated Fund Balances - By Governmental Funds

Page 4.5

Fiscal Year 2024-25

Fund Name and Fund Balance Descriptions	Obligated Fund Balance June 30, 2024	Decreases or Cancellations		Increases or Creations		Total Obligated
		Recommended	Adopted by the Board of Supervisors	Recommended	Adopted by the Board of Supervisors	Fund Balances for the Budget Year
1	2	3	4	5	6	7
Special Revenue Funds (continued)						
0059 CDBG ANNUAL ED						
Restricted	(689)	0	0	300	689	0
0062 RECORDERS FUND						
Restricted	111,305	108,739	108,407	0	0	2,898
00620062M RECORDER MICROGRAPHICS						
Restricted	100,208	124,939	99,939	0	0	269
00620062O RECORDER'S OFFICE MODERN						
Restricted	213,674	198,872	195,633	0	0	18,041
0063 ANIMAL CONT. SPAY/NEUTER						
Restricted	22,078	24,047	22,077	0	0	1
0064 DOMESTIC VIOL ASSISTANCE						
Restricted	12,321	11,173	11,173	0	0	1,148
0065 ERDS						
Restricted	48,066	15,517	15,517	0	0	32,549
0067 HAVA - ELECTIONS						
Restricted	47,379	41,962	41,962	0	0	5,417
0070 PCCDC PILT CDBG						
Restricted	6,479	0	0	0	0	6,479
00D1 ASSET FORFEITURE						
Restricted	16,464	500	500	0	0	15,964
00D2 ENVIRONMENTAL SETTLEMENT						
Restricted	449,043	0	0	190,000	190,000	639,043
0308 DA-RE-ENTRY PROGRAM						
Restricted	433,748	270,594	284,103	0	0	149,645
0309 DA Alt Sentencing						
Restricted	6,200	70,746	3,883	0	0	2,317
Total Special Revenue Funds	73,938,708	18,134,105	20,503,093	1,509,890	761,888	54,197,503
Capital Projects Funds						
0093 CRIMINAL JUS. CONST. FUND						
Restricted	387,464	49,750	387,464	0	0	0
Total Capital Projects Funds	387,464	49,750	387,464	0	0	0
Debt Service Funds						

SCHEDULE 4

State Controller Schedule		Plumas County					Schedule 4
County Budget Act		Obligated Fund Balances - By Governmental Funds					Page 4.6
Fiscal Year 2024-25							
Fund Name and Fund Balance Descriptions	Obligated Fund Balance June 30, 2024	Decreases or Cancellations		Increases or Creations		Total Obligated Fund Balances for the Budget Year	
		Recommended	Adopted by the Board of Supervisors	Recommended	Adopted by the Board of Supervisors		
1	2	3	4	5	6	7	
Debt Service Funds (continued)							
0096 CAPITAL IMPROVEMENTS							
Restricted	(727,809)	0	0	0	727,809	0	
00960096J CAPITAL IMP JAIL							
Restricted	3,702,772	1,894,000	1,958,194	0	0	1,744,578	
Total Debt Service Funds	2,974,963	1,894,000	1,958,194	0	727,809	1,744,578	

SCHEDULE 5

State Controller Schedule

Plumas County

Schedule 5

County Budget Act

Summary of Additional Financing Sources by Source and Fund

Page 5.1

Governmental Funds

Fiscal Year 2024-25

Fiscal Year 2024-25				2024-25
Description 1	2022-23	2023-24	2024-25	Adopted by the Board of Supervisors 5
	Actual 2	Actual <input checked="" type="checkbox"/> Estimated <input type="checkbox"/> 3	Recommended 4	
Summarization by Source				
39 - CONTROLS	0	0	0	0
40 - TAX REVENUE	22,370,824	22,545,160	21,086,284	21,111,925
41 - LICENSES & PERMITS	1,284,904	984,553	861,200	861,200
42 - FINES & PENALTIES	215,065	243,521	196,315	194,315
43 - USE OF MONEY & PROPERTY	2,565,881	3,015,365	1,830,715	1,831,765
44 - STATE & FEDERAL AID	55,678,675	56,981,517	49,296,958	45,992,096
45 - CHARGES FOR SERVICES	4,442,220	5,670,251	4,386,706	4,397,706
46 - OTHER REVENUE	11,677,721	4,401,345	2,367,608	2,374,464
47 - TRANSFERS - IT	0	0	0	0
48 - TRANSFER	41,852,515	29,413,436	35,089,618	41,734,144
Total Summarization by Source	140,087,805	123,255,148	115,115,404	118,497,615
Summarization by Fund				
0001 - GENERAL	30,129,595	31,149,511	30,623,327	30,764,768
0001 0001C - CAPITAL REPLACEMENT FUND	3,298	4,547	0	0
0001 0001D - DISTRICT ATTORNEY	2,767,158	2,750,108	2,314,452	2,314,452
0001 0001H - HOMICIDE TRIAL COSTS	0	0	0	0
0001 0001I - GEN FUND DEV/IMPACT	237	327	0	0
0001 0001N - SENIOR CITIZENS NUTRITION	969,016	922,574	1,051,389	851,361
0001 0001R - SUPERVISOR COMM.SVC.FUND	65	90	0	0
0001 0001S - SHERIFF	9,798,385	10,090,900	13,132,359	13,134,634
0001 0001T - TAYLORSVILLE SCH PRESER	110	151	0	0
0001 0001V - ABAND VEH ABATEMT FUND	4,161	27,037	28,000	28,000
0002 - ROAD	10,256,534	9,536,906	15,770,874	15,770,874
0003 - FISH AND GAME	150,980	11,413	49,750	49,750
0004 - CHILD ABUSE PREVENTION	53,555	45,478	25,600	25,600
0005 - COUNTY FAIR	453,375	379,467	983,308	983,308
0009 - AUD- CO LOCAL REV 2011	10,851,107	10,198,333	0	0
0011 - TITLE III	248,271	258,980	251,721	251,721
0013 - DEPT. SOCIAL SERVICES	22,775,308	8,036,231	11,437,962	16,437,962
0013 0013P - REALIGN - PROT SERVICES	2,233,198	3,336,964	2,720,000	2,720,000
0013 0013R - SS - REALIGNMENT	2,945,022	4,134,560	3,130,000	3,130,000
0014 - MENTAL HEALTH	6,226,167	3,771,739	5,608,167	6,544,314
0014 0014A - MENTAL HLTH MHSA	2,149,596	2,980,938	2,820,000	2,820,000
0014 0014B - MENTAL HLTH BEHAVIORAL HL	833	(852)	78,358	81,756
0014 0014C - CAL-WORKS M.H. & A.D.	(646)	(889)	0	0
0014 0014H - SIERRA HOUSE BOARD & CARE	(60)	(460)	0	0
0014 0014S - SAMHSA	180,160	175,775	311,097	311,097
0014 0014W - WRAP AROUND	146	207	0	0
0015 - PUBLIC HEALTH	4,786,810	6,076,990	6,260,360	6,260,360
0015 0015E - E.M.S.	41,844	45,048	62,000	62,000
0015 0015M - PUBLIC HEALTH - MAA ADMIN	294	0	0	0
0015 0015P - PUBLIC HLTH EMRG PREPAR	185,698	195,321	257,759	257,759
0015 0015V - HEALTH VITAL STATISTICS	2,429	2,712	2,000	2,000
0016 - ALCOHOL & DRUG	620,141	353,486	953,471	953,471
0016 0016A - A&D PROP 36	0	0	0	0
0017 0017C - SHERIFF CIVIL OPERATIONS	8,461	7,835	6,050	7,050
0017 0017F - SHRFF -ASSET FORFEITR EDU	0	0	0	0

SCHEDULE 5

State Controller Schedule

Plumas County

Schedule 5

County Budget Act

Summary of Additional Financing Sources by Source and Fund

Page 5.2

Governmental Funds

Fiscal Year 2024-25

Fiscal Year 2024-25				2024-25
Description 1	2022-23	2023-24	2024-25	Adopted by the
	Actual 2	Actual <input checked="" type="checkbox"/> Estimated <input type="checkbox"/> 3	Recommended 4	Board of Supervisors 5
Summarization by Fund (continued)				
0017 0017G - SHERIFF -GRANTS	2,764,382	2,771,692	4,129,694	4,185,147
0017 0017I - INMATE WELFARE FUND	44,185	44,825	32,303	43,726
0017 0017N - NARCOTICS FUND	16,276	1,897	300	300
0018 - DA - ADULT DRUG COURT	155,622	55,952	0	0
0019 - CARES ACT - COVID19	2,037	2,032	0	0
0021 - ARPA 2021	1,887,956	46,825	0	0
0022 - DISASTER RESPONSE FUND	129,258	567,003	682,501	682,534
0023 - DISASTR RECOV OP CNTR DROC	0	0	0	1,073
0025 - COUNTY LOCAL REV AB109	1,185,619	1,182,414	1,243,026	1,243,026
0026 - LOCAL ASSISTANCE & TCF	3,816,033	3,955,328	149,596	149,596
0035 - CHILD SUPPORT	574,202	782,575	968,224	869,497
0037 - DNA PENALTY (PROP 69)	5,139	788	4,250	2,250
0046 - PROB GRANT DEPT(S)	1,037,127	334,312	488,008	488,008
0046 0046C - CRIMINAL LAB PENALTY	1,518	1,383	0	0
0046 0046D - PROB-DIV JUV	260,275	361,774	270,000	270,000
0046 0046P - PROB-PRETRIAL	42,123	130,173	140,000	140,000
0046 0046R - PROB-ADULT HIGH RISK	475,723	373,882	203,456	421,790
0047 - PLAN - DWR DACTI	0	1	0	0
0048 - Plan Prop 1 IRWM	17,023	840,461	14,758	120,137
0049 - PLAN GRANT-DWR/SGM	10,212	4,339	0	0
0050 - PLAN GRANT - SB2	0	159,857	186,517	186,517
0052 - PLAN - HHAP GRANT	2,307	2,292	0	0
0053 - TOBACCO SETTLEMENT FUND	219,203	202,927	200,000	200,000
0054 - OPIOID SETTLEMENT FUND	471,746	228,376	313,535	313,535
0054 00541 - NATIONAL OPIOID ABATEMENT	0	0	0	0
0054 00542 - DISTRIBUTOR-SUBDIVISION	0	0	0	0
0054 00543 - DISTRIBUTOR-ABATEMENT	0	68,667	0	0
0054 00544 - JANSSEN-SUBDIVISION	0	0	0	0
0054 00545 - JANSSEN-ABATEMENT	0	0	0	0
0055 - PG&E SETTLEMENT	10,302,851	397,028	0	0
0056 - DIXIE FIRE INSURANCE	0	4,646	0	0
0056 00561 - DIXIE-TRIDENL	0	1,761,763	0	0
0057 - SW GRANTS (PW)	1,758	1,037	0	0
0058 - CDBG CARES ACT CV-2-3	18,197	432,367	169,446	200,898
0059 - CDBG ANNUAL ED	(14,939)	24,283	980,767	976,170
0062 - RECORDERS FUND	6,554	3,207	2,350	2,350
0062 0062M - RECORDER MICROGRAPHICS	9,187	10,697	8,000	8,000
0062 0062O - RECORDER'S OFFICE MODERN	11,019	13,349	27,500	27,500
0063 - ANIMAL CONT. SPAY/NEUTER	184,129	11,698	213,500	183,500
0064 - DOMESTIC VIOL ASSISTANCE	3,963	3,330	2,500	2,500
0065 - ERDS	6,690	6,928	12,000	12,000
0067 - HAVA - ELECTIONS	1,524	1,402	1,000	1,000
0070 - PCCDC PILT CDBG	193	192	0	0
0093 - CRIMINAL JUS. CONST. FUND	48,448	382,894	40,250	41,000
0096 - CAPITAL IMPROVEMENTS	994,602	1,566,197	1,165,166	1,892,975
0096 0096J - CAPITAL IMP JAIL	7,340,877	11,812,778	5,000,000	1,471,069
00D1 - ASSET FORFEITURE	491	487	0	0

SCHEDULE 5

State Controller Schedule		Plumas County			Schedule 5
County Budget Act	Summary of Additional Financing Sources by Source and Fund				Page 5.3
Governmental Funds					
Fiscal Year 2024-25					
			2023-24		2024-25
			Actual <input checked="" type="checkbox"/>		Adopted by the
Description	2022-23		Estimated <input type="checkbox"/>	2024-25	Board of
1	Actual		Recommended		Supervisors
	2		3	4	5
Summarization by Fund (continued)					
00D2 - ENVIRONMENTAL SETTLEMENT	213,047		209,663	200,000	200,000
0308 - DA-RE-ENTRY PROGRAM	0		0	0	0
0309 - DA Alt Sentencing	0		0	388,753	399,280
Total Summarization by Fund	140,087,805		123,255,148	115,115,404	118,497,615

SCHEDULE 6

Governmental Funds
Fiscal Year 2024-25

				2023-24		2024-25		Adopted by the Board of Supervisors
				Actual	Actual <input checked="" type="checkbox"/> Estimated <input type="checkbox"/>	Recommended		
Fund Name	Financing Source Category	Financing Source Account	2022-23 Actual					
1	2	3	4		5	6		7
General Fund								
0001 - GENERAL								
40 - TAX REVENUE								
		40010 - CURRENT SECURED TAXES	10,910,023		11,384,680	10,900,000		10,900,000
		40020 - CURRENT UNSECURED TAXES	267,669		323,668	227,358		227,358
		40040 - PRIOR UNSECURED TAXES	5,935		4,576	4,000		4,000
		40050 - PENALTIES	314,832		290,036	200,000		200,000
		40051 - TEETER PENALTIES	(104)		0	25,000		25,000
		40060 - USE TAX	3,122,526		2,941,553	2,500,000		2,500,000
		40064 - VLF SWAP IN-LIEU	2,854,993		3,043,182	2,700,000		2,700,000
		40066 - IN-LIEU SALES TX TRPL FLP	0		0	0		0
		40070 - TIMBER YIELD TAX	168,025		113,743	150,000		150,000
		40080 - AIRCRAFT TAX	16,202		18,229	15,000		15,000
		40090 - HOTEL TAX	2,107,058		2,383,988	2,000,000		2,000,000
		40100 - DOCUMENTARY STAMP TAX	301,064		292,330	225,000		225,000
		40110 - TAX SALE	0		0	0		0
		40130 - SUPPLEMENTAL TAXES	218,662		204,237	160,000		160,000
		40131 - SUPPL TAXES-SB 854	0		0	0		0
		40170 - CDC PILT	26,246		7,153	12,000		12,000
Total 40 - TAX REVENUE			20,313,131		21,007,375	19,118,358		19,118,358
41 - LICENSES PERMITS								
		41000 - ANIMAL LICENSES	9,120		11,347	10,500		10,500
		41010 - BUSINESS LICENSES	200		200	200		200
		41020 - CONSTRUCTION PERMITS	1,015,276		707,168	621,000		621,000
		41030 - ZONING PERMITS	39,135		38,333	40,000		40,000
		41050 - FRANCHISES	104,697		113,787	78,000		78,000
Total 41 - LICENSES & PERMITS			1,168,428		870,835	749,700		749,700
42 - FINES PENALTIES								
		42010 - VEHICLE CODE FINES	955		356	0		0
		42011 - COURT COST ADMIN 16028	897		889	0		0
		42043 - T.C.REALIGNMENT AB233	157,909		188,950	150,000		150,000
		42070 - PROOF OF CORRECTION	2,734		2,624	0		0
Total 42 - FINES & PENALTIES			162,495		192,819	150,000		150,000

SCHEDULE 6

State Controller Schedule

Plumas County

Schedule 6

County Budget Act

Detail of Additional Financing Sources by Fund and Account

Page 6.2

Governmental Funds

Fiscal Year 2024-25

Fiscal Year 2024-25						
Financing			2022-23	2023-24	2024-25	2024-25
Fund Name	Source Category	Financing Source Account	Actual	Actual <input checked="" type="checkbox"/> Estimated <input type="checkbox"/>	Recommended	Adopted by the Board of Supervisors
1	2	3	4	5	6	7
General Fund (continued)						
43 - USE OF MONEY PROPERTY						
		43000 - INTEREST INCOME LEASE	0	0	0	0
		43010 - INTEREST-INVESTED FUNDS	556,693	731,273	500,255	500,255
		43011 - INTEREST HEALTH	(1,140)	1,927	500	500
		43012 - INTEREST SOCIAL SERVICES	(239,267)	60,037	38,000	38,000
		43014 - INTEREST - SEN TRANS	(622)	(3,883)	260	260
		43015 - INTEREST A&D	14,216	20,082	4,000	4,000
		43016 - INTEREST INCOME	945	0	0	0
		43017 - INTEREST -SHERIFF	79,441	79,044	8,500	8,500
		43018 - INTEREST - DA	24,683	54,174	2,400	2,400
		43019 - INTEREST -SEN NUTRI	(10,827)	(22,844)	970	970
		43020 - RENTS & CONCESSIONS	6,538	5,585	5,500	5,500
		43021 - RENTS & CONC.-CHESTER	4,715	4,679	4,000	4,000
		43022 - RENTS & CONC.-GREENVILLE	28,850	0	0	0
		43023 - RENTS & CONC.-PORTOLA	3,555	2,455	2,500	2,500
		43024 - RENTS & CONC.-QUINCY	3,975	3,885	3,000	3,000
		43026 - RENTS & CONC.-COURTHOUSE	14,358	12,499	32,500	32,500
		43700 - LEASE REVENUE	0	0	0	0
		43998 - UNREALIZED GAINS/LOSSES	155,596	0	0	0
Total 43 - USE OF MONEY & PROPERTY			641,709	948,913	602,385	602,385
44 - STATE FEDERAL AID						
		44010 - STATE - SB90 MANDATES	10,786	94,182	0	0
		44011 - STATE- IV PROB	0	0	0	0
		44019 - COVID19 REIMB TO DEPT	0	0	0	0
		44027 - STATE GRANT	0	0	0	0
		44027P - STATE GRANT	0	0	0	0
		44034 - STATE-OHV TRAIL GRANT	454,817	668,444	670,000	670,000
		44040 - STATE-MOTOR VEH. IN-LIEU	0	0	0	0
		44044 - STATE-VEH LIC FEES	16,955	20,450	15,000	15,000
		44070 - STATE-REBATE RESTIT.FINE	2,085	3,146	4,000	4,000
		44070P - ST REBATE RESTIT	0	0	0	0
		44079 - STATE- CORR AB109	0	0	0	0

SCHEDULE 6

State Controller Schedule

Plumas County

Schedule 6

County Budget Act

Detail of Additional Financing Sources by Fund and Account

Page 6.3

Governmental Funds

Fiscal Year 2024-25

Fiscal Year 2024-25						
Financing			2022-23	2023-24	2024-25	2024-25
Fund Name	Source Category	Financing Source Account	Actual	Actual <input checked="" type="checkbox"/>	Recommended	Adopted by the Board of Supervisors
1	2	3	4	5	6	7
General Fund (continued)						
44 - STATE FEDERAL AID (continued)						
		44138 - STATE-UST LEAK PREV	0	0	0	0
		44138P - STATE-UST LEAK PREV	0	0	0	0
		44150P - STATE - APSA GRANT	0	0	0	0
		44154 - STATE-LEA GRANT	18,918	15,479	17,199	17,199
		44154P - STATE-LEA GRANT	0	0	0	0
		44156 - CUPA GRANT	60,000	60,000	60,000	60,000
		44157 - SIERRA COUNTY CUPA CONTRA	0	0	0	0
		44180 - STATE-AID FOR AGRICULTURE	327,473	329,279	327,921	327,921
		44180P - STATE AID FOR AG	268	16,740	1,200	1,200
		44220 - STATE-AID VETERANS AFFAIR	58,594	2,929	57,444	57,444
		44220P - STATE-AID VETERANS AFFAIR	795	46,648	0	0
		44225 - STATE-SMIP/EDUCATION	214	112	100	100
		44230 - STATE-HOMEOWNERS PROP.TAX	60,996	59,773	60,000	60,000
		44231 - CFP--COURTS REIMB	10,307	10,307	13,750	13,750
		44263 - STATE-OCJP S.O. DC	0	0	0	0
		44275 - STATE REIMBURSEMENT	0	0	0	0
		44281 - STATE-STC JAIL TRAINING	6,636	3,955	6,952	6,952
		44282 - STATE-STC MENTAL HLTH TRNG	0	0	0	0
		44290 - STATE-OTHER	0	0	0	0
		44292 - STATE - LITERACY GRANT	0	28,500	20,000	20,000
		44301 - STATE PUBLIC LIBRARY FUND	0	0	0	0
		44331 - STATE-OCJP VICTIM WIT.VW	272,152	210,246	347,959	347,959
		44331P - CALEMA VWO	25,674	182,481	78,723	78,723
		44341 - STATE-OCJP PROB.DC	0	0	0	0
		44361 - STATE- SIERRA NV CONSRV	0	0	0	0
		44380 - STATE- EMPG/OES	0	0	0	0
		44380P - STATE EMPG/OES	0	0	0	0
		44408 - FEDERAL STIMULUS (ARRA)	0	0	0	0
		44408P - FEDERAL STIMULUS	0	0	0	0
		44409 - FED. - PROBATION	0	0	0	0
		44409P - FEDERAL - PROB	0	0	0	0

SCHEDULE 6

Governmental Funds
Fiscal Year 2024-25

					2023-24		2024-25		Adopted by the Board of Supervisors
Fund Name	Financing Source Category	Financing Source Account	2022-23 Actual	2023-24 Actual <input checked="" type="checkbox"/>	Estimated <input type="checkbox"/>	Recommended <input type="checkbox"/>	2024-25		
1	2	3	4	5			6		7
General Fund (continued)									
44 - STATE FEDERAL AID (continued)									
		44410 - FED - EPAUCI ENV HLT	0	0			0		0
		44410P - FED-EPA/UCI ENV HLT PRIOR	0	0			0		0
		44413 - FED TITLE IV-E PROB.	5,490	9,171			32,000		32,000
		44416 - FEDERAL JAG GRANT	0	0			0		0
		44416P - FEDERAL JAG GRANT	0	0			0		0
		44440 - FEDERAL-IN LIEU TAXES	819,645	733,808			675,225		675,225
		44505 - FED-MAPPING NOXIOUS WEEDS	0	0			0		0
		44505P - FED-NOXIOUS WEEDS PR YR	0	0			0		0
		44520 - FEDL-OTHER & FAA	0	0			0		0
		44671 - STATE- VEH ABATE	0	0			0		0
		44671P - ST- VEH ABATE PRIOR	0	0			0		0
Total 44 - STATE & FEDERAL AID			2,151,805	2,495,650			2,387,473		2,387,473
45 - CHARGES FOR SERVICES									
		45002 - INTEREST INV. ADMIN. CHG.	151,879	76,000			135,000		135,000
		45003 - TOT 3% COLLECTION FEE	20,873	104,501			45,000		45,000
		45005 - SB 2557 COLLECTION CHARGE	155,387	155,522			147,000		147,000
		45006 - 5% SUPP. ADMIN. FEE	46,422	24,525			25,000		25,000
		45007 - TREAS \$20 DEL COST	42,845	63,900			49,000		49,000
		45008 - SPEC. ASSMT.HANDLING CHG	6,098	5,994			7,000		7,000
		45010 - ASSM-TAX COLLECTOR FEES	34,235	53,286			20,000		20,000
		45011 - TBID - TREAS 2% OF 2%	4,196	4,895			3,000		3,000
		45012 - ANIMAL BOARD	8,016	3,473			2,500		2,500
		45013 - ANIMAL REDEMPTIONS	2,615	1,424			2,000		2,000
		45014 - ANIMAL ADOPTIONS	600	930			700		700
		45015 - ANIMAL DISPOSAL	1,550	1,212			1,000		1,000
		45016 - ANIMAL CONT. FOR PORTOLA	0	0			0		0
		45020 - AUDITING-ACCOUNTING FEES	72,533	52,345			54,300		54,300
		45022 - REP PAYEE FEES	0	0			0		0
		45025 - INFORMATION ACCESS	1,200	2,600			2,400		2,400
		45027 - COMPREHENSIVE COLL FEE	24,298	15,775			15,000		15,000
		45028 - RETURN CHECK FEES	2,217	800			700		700

SCHEDULE 6

State Controller Schedule

Plumas County

Schedule 6

County Budget Act

Detail of Additional Financing Sources by Fund and Account

Page 6.5

Governmental Funds

Fiscal Year 2024-25

Fiscal Year 2024-25						
Financing			2022-23	2023-24	2024-25	2024-25
Fund Name	Source Category	Financing Source Account	Actual	Actual <input checked="" type="checkbox"/> Estimated <input type="checkbox"/>	Recommended	Adopted by the Board of Supervisors
1	2	3	4	5	6	7
General Fund (continued)						
45 - CHARGES FOR SERVICES (continued)						
		45030 - ELECTION SERVICES	35,733	25,666	40,000	40,000
		45040 - LEASE PAYMENT	22,836	21,538	20,000	20,000
		45050 - LEGAL FEES - P.D. & OTHER	3,536	3,536	0	0
		45060 - ENGINEERING SERVICES	28,038	24,847	25,000	25,000
		45070 - AGRICULTURAL SERVICES	27,577	24,085	27,000	27,000
		45070P - AGRICULTURAL SERVICES	0	0	0	0
		45074 - MISC FEES	93	169	200	200
		45078 - CAMPING FEES	10,750	13,325	16,500	16,500
		45080 - CIVIL PROCESS SERVICES	0	0	0	0
		45083 - COPY/CERT COPY/POSTAGE	26,676	35,949	65,000	65,000
		45091 - TREAS. COLLECTION FEES	7,474	2,899	7,000	7,000
		45100 - CRT FEES/CLERK/RECORDER	24,063	20,683	20,000	20,000
		45110 - ESTATE FEES	0	0	0	0
		45112 - HOUSNG & JBSTAX GC27388.1	20,000	20,143	25,000	25,000
		45118 - FEE- ADD'L PAGE GC27361	559	10	20,000	20,000
		45123 - CO 10% BLG STNDRDS FEE	114	73	100	100
		45130 - RECORDING FEES	125,030	129,621	100,000	100,000
		45131 - HLTH. B & D BASE	10,904	11,824	0	0
		45133 - HLTH. H&S 10610 REGULAR	480	460	0	0
		45134 - HLTH. CROSS FILING	0	0	0	0
		45135 - HLTH. CROSS FILING COD	0	0	0	0
		45136 - HLTH. CHILDRENS TR FUND	5	3	0	0
		45138 - RESTITUTION	350	0	200	200
		45160 - SANITATION SERVICES	266,210	251,794	220,000	220,000
		45170 - INSTITUTIONAL CARE	0	0	0	0
		45171 - JUVENILE ELECTRONIC MONT.	0	0	0	0
		45173 - CARE & MAIN. JUVENILE	324	250	1,000	1,000
		45190 - LIBRARY SERVICES	6,779	6,891	5,500	5,500
		45200 - OTHR SVC OR SVC TO CRTS	25,245	16,933	20,000	20,000
		45200P - REIMB DRUG CT	0	0	0	0
		45213 - SEALING RECORDS FEE	0	0	0	0

SCHEDULE 6

State Controller Schedule

Plumas County

Schedule 6

County Budget Act

Detail of Additional Financing Sources by Fund and Account

Page 6.6

Governmental Funds

Fiscal Year 2024-25

Fiscal Year 2024-25				2024-25		
Financing			2022-23	2023-24	2024-25	Adopted by the
Fund Name	Source Category	Financing Source Account	Actual	Actual <input checked="" type="checkbox"/> Estimated <input type="checkbox"/>	Recommended	Board of Supervisors
1	2	3	4	5	6	7
General Fund (continued)						
45 - CHARGES FOR SERVICES (continued)						
		45220 - PLANNING EIR REPORTS	0	5,492	0	0
		45230 - PARK & RECREATION FEES	1,898	3,769	3,500	3,500
		45290 - OTHER-C. S. RECOUP 2 1/2%	13,436	11,392	16,000	16,000
		45308 - OUTSIDE SERVICE REIM.	912	879	1,000	1,000
		45310 - MUSEUM FEE OR SERVICES	5,060	5,870	3,850	3,850
		45326 - RECORD REDUCTION FEE	0	0	0	0
		45338 - SB1818 DNA DATABASE	79	86	0	0
		45340 - INDIGENT BURIAL	384	368	0	0
		45350 - SUPERVISION FEE/PROB.	20,104	19,442	19,442	19,442
		45353 - PROB RPRT PREP FEE/FELONY	1,164	0	4,000	4,000
		45370 - CONSERVATOR FEES	0	0	0	0
		45390 - SMALL CLAIMS FEES	46	206	100	100
		45395 - FILING FEE	70	875	0	0
		45421 - TESTING FEES - PROB & SO	0	0	0	0
		45422 - PLANNING COPIES	0	76	100	100
		45423 - MUSEUM COPIES	570	870	700	700
		45424 - ENGINEERING COPIES	7,046	7,550	5,000	5,000
		45426 - COPIES-REPORTS OR PLANS	0	0	0	0
		45427 - PROB.-DIVERSION	2,369	1,142	1,000	1,000
		45428 - COST PLAN REIM.	1,854,938	2,211,956	1,854,938	1,854,938
		45720 - RECORDER MAP FEE	0	0	200	200
		45770 - PASSPORT FEES	10,535	8,290	7,500	7,500
		46231 - LOST BOOKS	0	0	0	0
Total 45 - CHARGES FOR SERVICES			3,136,351	3,456,144	3,039,430	3,039,430
46 - OTHER REVENUE						
		45083 - COPY/CERT COPY/POSTAGE	0	0	0	0
		46016 - CREDIT CARD/OTHER REBATE	6,715	6,983	3,000	3,000
		46024 - OTHER - SERVICE PROVIDED	0	0	0	0
		46026 - SALE OF PROPERTY	0	0	50,000	50,000
		46030 - PROB / RESTIT COLLECT FEE	1,617	43	1,000	1,000
		46055 - UNCLAIMED FUNDS	0	828	0	0

SCHEDULE 6

Governmental Funds
Fiscal Year 2024-25

					2023-24		2024-25		2024-25
Financing			2022-23	Actual <input checked="" type="checkbox"/>				Adopted by the	
Fund Name	Source Category	Financing Source Account	Actual	Estimated <input type="checkbox"/>	Recommended			Board of	Supervisors
1	2	3	4	5	6				7
General Fund (continued)									
46 - OTHER REVENUE (continued)									
		46059 - SAFETY INCENTIVE	0	0	60,000			60,000	
		46060 - OTHER-MISCELLANEOUS	49,312	378,688	0			0	
		46070 - CNTRB FR OTHR AGENCY	244,112	132,231	131,030			131,030	
		46082 - SALE OF SURPLUS PROP	0	0	0			0	
		46116 - ABATEMENT-NON VEH	1,235	4,790	0			0	
		46193 - PUBLIC GUARDIAN FEES	0	0	0			0	
		46194 - Juvenile Dependency Fee	0	0	0			0	
		46230 - LIBRARY DONATIONS	1,965	2,981	15,372			15,372	
		46231 - LOST BOOKS	669	(7)	200			200	
		46239 - DONATIONS	460	29	50,071			50,071	
		46251 - REIMBURSEMENTS/REFUNDS	47,505	45,020	15,574			15,574	
		46251P - REIMB/REFUNDS/PRIOR	0	0	0			0	
		46252 - FLEX BENEFIT REBATE	0	0	0			0	
		46253 - REIMB - CO DISASTR RESPON	8,793	0	0			0	
		46257 - 4850 REIMBURSEMENT	65,039	199,490	5,000			5,000	
		46259 - FORFEITED DEPOSIT	0	0	0			0	
		46500 - CONTRIBS. FROM PUBLIC	0	0	0			0	
		46607 - OTHER MISCELLANEOUS	60,027	54,886	204,967			204,967	
		46611 - REVENUE FROM SETTLEMENTS	0	0	0			0	
Total 46 - OTHER REVENUE			487,449	825,962	536,214			536,214	
47 - TRANSFERS - IT									
		47000 - TRANSFER - IT ONLY	0	0	0			0	
		47001 - INTERFUND TRANSFER	0	0	0			0	
Total 47 - TRANSFERS - IT			0	0	0			0	
48 - TRANSFER									
		47000 - TRANSFER - IT ONLY	0	0	0			0	
		47001 - INTERFUND TRANSFER	0	0	0			0	
		48000 - TRANSFER-IN	679,933	889,455	2,201,857			2,260,142	
		480000 - TRANSFER	124,653	156,593	105,000			105,000	
		48001 - TRANSFER-IN1	38,549	39,201	54,165			54,165	
		48002 - TRANSFER-IN2	63,177	66,436	89,340			89,340	

SCHEDULE 6

			2023-24		2024-25	2024-25
			Actual	Actual <input checked="" type="checkbox"/>	Recommended	Adopted by the
			Estimated	<input type="checkbox"/>		Board of
Fund Name	Financing Source Category	Financing Source Account	2022-23 Actual			Supervisors
1	2	3	4	5	6	7
General Fund (continued)						
48 - TRANSFER (continued)						
		48003 - TRANSFER-IN3	152,932	192,470	421,860	428,827
		48004 - TRANSFER-IN4	2,983	7,658	0	71,075
		48005 - TRANSFER-IN5	0	0	403,500	403,500
		48006 - TRANSFER-IN6	0	0	0	5,114
		48007 - TSF-IN CRF REIMB	0	0	0	0
		48021 - TRF IN - ARPA FUNDS	1,006,000	0	764,045	764,045
		48079 - TRN-CCPIF AB109	0	0	0	0
		48089 - TSFR SB89 COVID19	0	0	0	0
		48100 - TRF IN DIASTER	0	0	0	0
		48102 - TRSF-IN LATCF	0	0	0	0
		48143 - TSFR-CARES REALIGN BACKFILL	0	0	0	0
		48706 - TRN-ST PD 1/2 AB118	0	0	0	0
		48710 - TRN-PROB JJA JUV RNTY	0	0	0	0
		48718 - TRN-PRB/SO/DA COPS JV JST	0	0	0	0
		48998 - USE OF CAPITAL IMPR FUNDS	0	0	0	0
		48999 - TRANSFER FROM STR SUPPS	0	0	0	0
		49003 - PROCEEDS FROM LEASES	0	0	0	0
Total 48 - TRANSFER			2,068,227	1,351,813	4,039,767	4,181,208
Total 0001 - GENERAL FINANCING SOURCES			30,129,595	31,149,511	30,623,327	30,764,768
0001 0001C - CAPITAL REPLACEMENT FUND						
43 - USE OF MONEY PROPERTY						
		43010 - INTEREST-INVESTED FUNDS	3,298	4,547	0	0
Total 43 - USE OF MONEY & PROPERTY			3,298	4,547	0	0
001C - CAPITAL REPLACEMENT FUND FINANCING SOURCES			3,298	4,547	0	0
0001 0001D - DISTRICT ATTORNEY						
40 - TAX REVENUE						
		40061 - SALES TAX 1/2% PUB SAFETY	161,094	119,646	125,000	125,000
Total 40 - TAX REVENUE			161,094	119,646	125,000	125,000
42 - FINES PENALTIES						
		42014 - ASSETS FORFEITURE	0	0	0	0
Total 42 - FINES & PENALTIES			0	0	0	0

SCHEDULE 6

Governmental Funds
Fiscal Year 2024-25

				2023-24		2024-25		2024-25
Financing			2022-23	Actual <input checked="" type="checkbox"/>			Adopted by the	
Fund Name	Source Category	Financing Source Account	Actual	Estimated <input type="checkbox"/>	Recommended		Board of	
1	2	3	4	5	6		Supervisors	
7								
General Fund (continued)								
43 - USE OF MONEY PROPERTY								
43010 - INTEREST-INVESTED FUNDS			171	237	0		0	
Total 43 - USE OF MONEY & PROPERTY			171	237	0		0	
44 - STATE FEDERAL AID								
44027 - STATE GRANT			50,000	0	0		0	
44042 - ST VEH THEFT SEC 9250.14			27,734	27,935	26,000		26,000	
44079 - STATE- CORR AB109			0	0	0		0	
44263 - STATE-OCJP S.O. DC			0	0	0		0	
44268 - D.A. SRVP GRANT			0	0	0		0	
44268P - ST- CAL EMA VB			0	0	0		0	
44290 - STATE-OTHER			15,331	392,693	0		0	
44290P - STATE OTHER			435,606	8,337	0		0	
44291 - STATE-OCJP D.A. DC			0	0	0		0	
44291P - STATE-OCJP DA DC			0	0	0		0	
44293 - STATE-E.BYRNE MM JAG BSCC			0	0	0		0	
44393 - ST- SLESF & JUVNL JST			8,637	9,976	7,000		7,000	
44393P - SLESF/JUV SLESF			0	0	0		0	
44408 - FEDERAL STIMULUS (ARRA)			0	0	0		0	
44416 - FEDERAL JAG GRANT			0	0	0		0	
44416P - FEDERAL JAG GRANT			0	0	0		0	
Total 44 - STATE & FEDERAL AID			537,308	438,941	33,000		33,000	
45 - CHARGES FOR SERVICES								
45028 - RETURN CHECK FEES			0	0	0		0	
45083 - COPY/CERT COPY/POSTAGE			598	262	300		300	
45084 - CIVIL FEES			0	0	0		0	
45420 - TESTING FEES - D.A.-DUI			2,814	3,119	2,500		2,500	
Total 45 - CHARGES FOR SERVICES			3,412	3,381	2,800		2,800	
46 - OTHER REVENUE								
45083 - COPY/CERT COPY/POSTAGE			0	0	0		0	
46070 - CNTRB FR OTHR AGENCY			0	0	0		0	
46082 - SALE OF SURPLUS PROP			0	0	0		0	
46251 - REIMBURSEMENTS/REFUNDS			218	935	0		0	

SCHEDULE 6

				2023-24		2024-25		Adopted by the	
Financing				2022-23	Actual <input checked="" type="checkbox"/>			Board of	
Fund Name	Source Category	Financing Source Account		Actual	Estimated <input type="checkbox"/>	Recommended		Supervisors	
1	2	3		4	5	6		7	
General Fund (continued)									
46 - OTHER REVENUE (continued)									
		46611 - REVENUE FROM SETTLEMENTS		0	0	0		0	
Total 46 - OTHER REVENUE				218	935	0		0	
48 - TRANSFER									
		47001 - INTERFUND TRANSFER		0	0	0		0	
		48000 - TRANSFER-IN		13,842	0	0		0	
		48001 - TRANSFER-IN1		17,283	22,987	0		0	
		48002 - TRANSFER-IN2		0	0	0		0	
		48003 - TRANSFER-IN3		0	0	0		0	
		48005 - TRANSFER-IN5		0	0	25,823		25,823	
		48007 - TSF-IN CRF REIMB		0	0	0		0	
		48079 - TRN-CCPIF AB109		169,239	278,207	0		0	
		48143 - TSFR-CARES REALIGN BACKFILL		0	0	0		0	
		48211 - CONTRI TRANS FR CO GEN		1,864,591	1,885,774	2,127,829		2,127,829	
		48705 - TRN-ST DA 1/2 AB118		0	0	0		0	
		48718 - TRN-PRB/SO/DA COPS JV JST		0	0	0		0	
		48999 - TRANSFER FROM STR SUPPS		0	0	0		0	
		49003 - PROCEEDS FROM LEASES		0	0	0		0	
Total 48 - TRANSFER				2,064,955	2,186,968	2,153,652		2,153,652	
Total 0001 0001D - DISTRICT ATTORNEY FINANCING SOURCES				2,767,158	2,750,108	2,314,452		2,314,452	
0001 0001H - HOMICIDE TRIAL COSTS									
48 - TRANSFER									
		48000 - TRANSFER-IN		0	0	0		0	
		48211 - CONTRI TRANS FR CO GEN		0	0	0		0	
Total 48 - TRANSFER				0	0	0		0	
0001 0001H - HOMICIDE TRIAL COSTS FINANCING SOURCES				0	0	0		0	
0001 0001I - GEN FUND DEV/IMPACT									
43 - USE OF MONEY PROPERTY									
		43010 - INTEREST-INVESTED FUNDS		237	327	0		0	
Total 43 - USE OF MONEY & PROPERTY				237	327	0		0	
45 - CHARGES FOR SERVICES									
		45396 - DEVELOPMENT/IMPACT FEES		0	0	0		0	

SCHEDULE 6

State Controller Schedule

Plumas County

Schedule 6

County Budget Act

Detail of Additional Financing Sources by Fund and Account

Page 6.11

Governmental Funds

Fiscal Year 2024-25

Fiscal Year 2024-25					2024-25
Financing			2022-23	2023-24	Adopted by the
Fund Name	Source Category	Financing Source Account	Actual	Actual <input checked="" type="checkbox"/> Estimated <input type="checkbox"/>	2024-25
1	2	3	4	5	Supervisors
6	7				
General Fund (continued)					
45 - CHARGES FOR SERVICES (continued)					
Total 45 - CHARGES FOR SERVICES			0	0	0
al 0001 0001I - GEN FUND DEV/IMPACT FINANCING SOURCES			237	327	0
0001 0001N - SENIOR CITIZENS NUTRITION					
43 - USE OF MONEY PROPERTY					
43016 - INTEREST INCOME			15	8	0
Total 43 - USE OF MONEY & PROPERTY			15	8	0
44 - STATE FEDERAL AID					
44027 - STATE GRANT			59,105	0	0
44212 - STATE - USDA FUNDS (AAA)			16,877	11,358	24,988
44212P - STATE-USDA FUNDS (AAA)			0	0	0
44213 - STATE - TITLE III (AAA)			373,731	589,459	550,707
44213P - STATE- AAA SENIORS TITLE			0	0	0
44408 - FEDERAL STIMULUS (ARRA)			153,441	0	111,717
44408P - FEDERAL STIMULUS			0	0	0
44419 - FAMILIES 1ST COVID			4,855	0	0
Total 44 - STATE & FEDERAL AID			608,009	600,817	687,412
46 - OTHER REVENUE					
46070 - CNTRB FR OTHR AGENCY			37,426	20,093	15,000
46239 - DONATIONS			86,291	66,353	60,000
46251 - REIMBURSEMENTS/REFUNDS			746	1,183	0
46253 - REIMB - CO DISASTR RESPON			16	0	0
Total 46 - OTHER REVENUE			124,479	87,629	75,000
48 - TRANSFER					
48000 - TRANSFER-IN			6,648	0	0
48001 - TRANSFER-IN1			0	0	0
48002 - TRANSFER-IN2			0	0	0
48005 - TRANSFER-IN5			0	0	10,836
48007 - TSF-IN CRF REIMB			0	0	0
48100 - TRF IN DIASTER			0	0	0
48211 - CONTRI TRANS FR CO GEN			229,865	234,120	278,141
Total 48 - TRANSFER			236,513	234,120	288,977

SCHEDULE 6

State Controller Schedule

Plumas County

Schedule 6

County Budget Act

Detail of Additional Financing Sources by Fund and Account

Page 6.12

Governmental Funds

Fiscal Year 2024-25

				2023-24		2024-25	
Financing			2022-23	Actual <input checked="" type="checkbox"/>		Adopted by the	
Fund Name	Source Category	Financing Source Account	Actual	Estimated <input type="checkbox"/>	Recommended	Board of	
1	2	3	4	5	6	Supervisors	
7							
General Fund (continued)							
0001N - SENIOR CITIZENS NUTRITION FINANCING SOURCES			969,016	922,574	1,051,389	851,361	
0001 0001R - SUPERVISOR COMM.SVC.FUND							
40 - TAX REVENUE							
40070 - TIMBER YIELD TAX			0	0	0	0	
Total 40 - TAX REVENUE			0	0	0	0	
43 - USE OF MONEY PROPERTY							
43010 - INTEREST-INVESTED FUNDS			65	90	0	0	
Total 43 - USE OF MONEY & PROPERTY			65	90	0	0	
001R - SUPERVISOR COMM.SVC.FUND FINANCING SOURCES			65	90	0	0	
0001 0001S - SHERIFF							
40 - TAX REVENUE							
40061 - SALES TAX 1/2% PUB SAFETY			1,852,576	1,375,931	1,800,000	1,825,641	
Total 40 - TAX REVENUE			1,852,576	1,375,931	1,800,000	1,825,641	
41 - LICENSES PERMITS							
41040 - OTHER LICENSES & PERMITS			18,577	16,793	19,000	19,000	
Total 41 - LICENSES & PERMITS			18,577	16,793	19,000	19,000	
42 - FINES PENALTIES							
42041 - OTHER FINES			8	0	10	10	
Total 42 - FINES & PENALTIES			8	0	10	10	
43 - USE OF MONEY PROPERTY							
43010 - INTEREST-INVESTED FUNDS			0	0	0	0	
Total 43 - USE OF MONEY & PROPERTY			0	0	0	0	
44 - STATE FEDERAL AID							
44251 - STATE-CRT SEC AB 118			0	0	0	0	
44281 - STATE-STC JAIL TRAINING			10,428	10,479	10,000	10,000	
44290 - STATE-OTHER			8,242	15,968	1,000	1,000	
44290P - STATE OTHER			440	0	0	0	
44334 - SSI ADMIN.REPORTING			0	0	0	0	
44408 - FEDERAL STIMULUS (ARRA)			0	0	0	0	
44408P - FEDERAL STIMULUS			0	0	0	0	
44500 - FEDL-LAW ENFORCEMENT			8,505	17,442	35,000	35,000	
Total 44 - STATE & FEDERAL AID			27,615	43,889	46,000	46,000	

SCHEDULE 6

				2023-24		2024-25		2024-25
Financing			2022-23	Actual <input checked="" type="checkbox"/>			Adopted by the	
Fund Name	Source Category	Financing Source Account	Actual	Estimated <input type="checkbox"/>	Recommended		Board of	
1	2	3	4	5	6		Supervisors	
7								
General Fund (continued)								
45 - CHARGES FOR SERVICES								
		45043 - INMATE MEDICAL	0	0	0		0	
		45080 - CIVIL PROCESS SERVICES	10,532	9,835	11,000		11,000	
		45084 - CIVIL FEES	528	930	1,600		1,600	
		45086 - ABATEMENTS ORD 18-1111	0	0	0		0	
		45120 - LAW ENFORCMT-CITY-COUNTY	130,000	130,000	130,000		130,000	
		45121 - FINGERPRINTING FEES	10,400	9,535	9,500		9,500	
		45170 - INSTITUTIONAL CARE	0	0	0		0	
		45170P - INSTITUTIONAL CARE	0	0	0		0	
		45180 - EDUC. SVCS. / POST	4,711	0	7,000		7,000	
		45186 - FAIL TO APPR PC 853.7A	115	12	110		110	
		45200 - OTHR SVC OR SVC TO CRTS	2,600	2,715	3,000		3,000	
		45351 - BOOKING FEE	15,131	11,286	0		0	
		45421 - TESTING FEES - PROB & SO	2,974	2,770	2,500		2,500	
		45426 - COPIES-REPORTS OR PLANS	1,991	2,541	2,500		2,500	
		45426P - COPIES REPORTS OR PLANS	0	0	0		0	
		45510 - BAILIFF SERVICES	0	0	0		0	
		45511 - COURT SERVICES	0	0	0		0	
Total 45 - CHARGES FOR SERVICES			178,982	169,624	167,210		167,210	
46 - OTHER REVENUE								
		46070 - CNTRB FR OTHR AGENCY	14,850	17,213	33,144		35,000	
		46070P - CONTRI OTHR AGENCY PRIOR	1,532	0	0		0	
		46082 - SALE OF SURPLUS PROP	2,197	2,359	4,000		4,000	
		46110 - JUDGEMENTS & DAMAGES	0	0	0		0	
		46130 - SHERF / WORK RELEASE	0	0	0		0	
		46170 - SHERF / RESERV CONTRACT	0	648	0		0	
		46239 - DONATIONS	0	0	0		0	
		46251 - REIMBURSEMENTS/REFUNDS	1,474	9,822	3,000		3,000	
		46251P - REIMB/REFUNDS/PRIOR	0	0	0		0	
		46253 - REIMB - CO DISASTR RESPON	1,797	0	0		0	
Total 46 - OTHER REVENUE			21,850	30,042	40,144		42,000	

SCHEDULE 6

			2023-24		2024-25	2024-25
			Actual	Actual <input checked="" type="checkbox"/>	Recommended	Adopted by the
			Estimated	Recommended		Board of
Fund Name	Financing Source Category	Financing Source Account	2022-23 Actual	2023-24 Actual <input checked="" type="checkbox"/> Estimated	2024-25 Recommended	Supervisors
1	2	3	4	5	6	7
General Fund (continued)						
48 - TRANSFER						
		48000 - TRANSFER-IN	69,052	15,794	200,000	200,000
		48001 - TRANSFER-IN1	22,404	1,209	70,000	70,000
		48002 - TRANSFER-IN2	0	0	100,000	100,000
		48003 - TRANSFER-IN3	615	359	6,000	6,370
		48004 - TRANSFER-IN4	139,829	0	0	0
		48005 - TRANSFER-IN5	0	0	128,541	128,541
		48007 - TSF-IN CRF REIMB	0	0	0	0
		48021 - TRF IN - ARPA FUNDS	235,950	0	0	0
		48100 - TRF IN DIASTER	0	0	0	0
		48170 - TSFR-CARES JAIL INTAKE	0	0	0	0
		48211 - CONTRI TRANS FR CO GEN	7,230,927	8,437,259	10,555,454	10,529,862
		48700 - TRN-ST SO TRIAL CRT SEC	0	0	0	0
		48999 - TRANSFER FROM STR SUPPS	0	0	0	0
		49003 - PROCEEDS FROM LEASES	0	0	0	0
Total 48 - TRANSFER			7,698,777	8,454,621	11,059,995	11,034,773
Total 0001 0001S - SHERIFF FINANCING SOURCES			9,798,385	10,090,900	13,132,359	13,134,634
0001 0001T - TAYLORSVILLE SCH PRESER						
43 - USE OF MONEY PROPERTY						
		43010 - INTEREST-INVESTED FUNDS	110	151	0	0
Total 43 - USE OF MONEY & PROPERTY			110	151	0	0
0001T - TAYLORSVILLE SCH PRESER FINANCING SOURCES			110	151	0	0
0001 0001V - ABAND VEH ABATEMT FUND						
43 - USE OF MONEY PROPERTY						
		43010 - INTEREST-INVESTED FUNDS	129	195	0	0
Total 43 - USE OF MONEY & PROPERTY			129	195	0	0
44 - STATE FEDERAL AID						
		44671 - STATE- VEH ABATE	4,032	26,842	28,000	28,000
Total 44 - STATE & FEDERAL AID			4,032	26,842	28,000	28,000
46 - OTHER REVENUE						
		46251 - REIMBURSEMENTS/REFUNDS	0	0	0	0
Total 46 - OTHER REVENUE			0	0	0	0

SCHEDULE 6

Governmental Funds
Fiscal Year 2024-25

			2023-24		2024-25		Adopted by the Board of Supervisors
			Actual	Actual <input checked="" type="checkbox"/> Estimated <input type="checkbox"/>	Recommended		
Fund Name	Financing Source Category	Financing Source Account	2022-23 Actual				
1	2	3	4	5	6	7	
General Fund (continued)							
48 - TRANSFER							
48000 - TRANSFER-IN			0	0	0	0	
Total 48 - TRANSFER			0	0	0	0	
1 0001V - ABAND VEH ABATEMT FUND FINANCING SOURCES			4,161	27,037	28,000	28,000	
Total General Fund FINANCING SOURCES			43,672,025	44,945,245	47,149,527	47,093,215	
Special Revenue Funds (continued)							
0002 - ROAD							
40 - TAX REVENUE							
40070 - TIMBER YIELD TAX			1,382	935	1,000	1,000	
Total 40 - TAX REVENUE			1,382	935	1,000	1,000	
41 - LICENSES PERMITS							
41050 - FRANCHISES			94,390	94,096	90,000	90,000	
41050P - FRANCHISES			0	0	0	0	
Total 41 - LICENSES & PERMITS			94,390	94,096	90,000	90,000	
42 - FINES PENALTIES							
41050P - FRANCHISES			0	0	0	0	
42085 - DEVELOP FEE PRO RATA SHR			0	0	0	0	
Total 42 - FINES & PENALTIES			0	0	0	0	
43 - USE OF MONEY PROPERTY							
43000 - INTEREST INCOME LEASE			0	0	0	0	
43010 - INTEREST-INVESTED FUNDS			86,147	158,157	100,000	100,000	
43020 - RENTS & CONCESSIONS			48,837	50,259	40,000	40,000	
43700 - LEASE REVENUE			0	0	0	0	
43998 - UNREALZED GAINS/LOSSES			30,883	0	0	0	
Total 43 - USE OF MONEY & PROPERTY			165,867	208,416	140,000	140,000	
44 - STATE FEDERAL AID							
44027 - STATE GRANT			132,323	98,216	160,000	160,000	
44027P - STATE GRANT			0	0	0	0	
44030 - STATE-HIGHWAY USERS TAX			2,647,468	2,795,590	3,016,513	3,016,513	
44033 - STATE AID STIP			0	0	1,500,000	1,500,000	
44033P - STATE AID- STIP			0	0	0	0	
44034 - STATE-OHV TRAIL GRANT			0	0	0	0	

SCHEDULE 6

State Controller Schedule

Plumas County

Schedule 6

County Budget Act

Detail of Additional Financing Sources by Fund and Account

Page 6.16

Governmental Funds

Fiscal Year 2024-25

				Fiscal Year 2024-25		2024-25
Financing			2022-23	2023-24	2024-25	Adopted by the
Fund Name	Source Category	Financing Source Account	Actual	Actual <input checked="" type="checkbox"/> Estimated <input type="checkbox"/>	Recommended	Board of Supervisors
1	2	3	4	5	6	7
Special Revenue Funds (continued)						
44 - STATE FEDERAL AID (continued)						
		44102 - STATE - AIR RESRC BRD GRN	0	0	0	0
		44109 - STATE-AID OHV (LIC FEES)	10,261	27,382	30,000	30,000
		44120 - STATE-OHV GRANT RD MAINT	0	73,469	154,888	154,888
		44210 - STATE-AID FOR DISASTER	236,341	106,971	0	0
		44228 - STATE- PROP 50	0	0	0	0
		44276 - STATE - TIRE GRANT	0	0	0	0
		44290 - STATE-OTHER	0	0	0	0
		44353 - STATE SR2S	0	0	0	0
		44353P - STATE SR25	0	0	0	0
		44354 - STATE-TEA21 RSTP	238,395	238,395	238,395	238,395
		44354P - STATE- TEA21 RSTP	0	0	0	0
		44355 - STATE - TEA APPRT EXCHNG	100,000	100,000	100,000	100,000
		44355P - STATE- TEA APPRT EXCHG	0	0	0	0
		44382 - STATE- PROP 1B	2,663,747	2,579,303	2,878,317	2,878,317
		44394 - PROP 42 LOCAL STRT& ROAD	0	0	0	0
		44408 - FEDERAL STIMULUS (ARRA)	0	0	0	0
		44415 - FEDERAL - OTHER	68,976	219,186	400,000	400,000
		44417 - FEDERAL RIP/STIP	17,935	90,150	50,000	50,000
		44428 - FED - HBRR BRIDGE	607,364	162,505	4,500,000	4,500,000
		44428P - FED -HBRR BRIDGE	0	0	0	0
		44429 - FED- HR3	227,968	151,352	0	0
		44429P - FED-HR3	0	0	0	0
		44508 - ST-DIESEL TX/OIL RECYL	12,075	13,531	5,000	5,000
		44508P - ST-DIESEL TX/OIL RECYL	388	0	0	0
		44512 - HR 2389	1,441,141	1,475,370	1,500,000	1,500,000
		44512P - HR 2389	0	0	0	0
Total 44 - STATE & FEDERAL AID			8,404,382	8,131,420	14,533,113	14,533,113
45 - CHARGES FOR SERVICES						
		42085 - DEVELOP FEE PRO RATA SHR	0	0	0	0
		45004 - FUEL FACILITY OTHER REV.	107,693	112,490	125,000	125,000
		45009 - LDR FEES & CHARGES	5,954	5,229	6,500	6,500

SCHEDULE 6

State Controller Schedule

Plumas County

Schedule 6

County Budget Act

Detail of Additional Financing Sources by Fund and Account

Page 6.17

Governmental Funds

Fiscal Year 2024-25

				2023-24		2024-25	
Financing			2022-23	Actual <input checked="" type="checkbox"/>		Adopted by the	
Fund Name	Source Category	Financing Source Account	Actual	Estimated <input type="checkbox"/>	Recommended	Board of Supervisors	
1	2	3	4	5	6	7	
Special Revenue Funds (continued)							
45 - CHARGES FOR SERVICES (continued)							
		45099 - PC 1464 ST. PEN F&G	0	0	0	0	
		45138 - RESTITUTION	350	0	0	0	
		45260 - ROAD & STREET SERVICE	0	0	0	0	
		45261 - TRANSP.& ENCROAC. PERMITS	11,183	7,289	12,000	12,000	
		45261P - TRANSP & ENCROAC PERMITS	60	0	0	0	
		45301 - TIPPING FEE	0	0	0	0	
		45301P - TIPPING FEE	0	0	0	0	
		45308 - OUTSIDE SERVICE REIM.	3,436	16,382	5,000	5,000	
		45308P - OUTSIDE SERVICE REIM.	1,150	0	0	0	
		45442 - INTER-CO CHRG SVC	533,141	679,398	500,000	500,000	
		45442P - INTER-CO SVC PRIOR YR	0	0	0	0	
Total 45 - CHARGES FOR SERVICES			662,967	820,788	648,500	648,500	
46 - OTHER REVENUE							
		46024 - OTHER - SERVICE PROVIDED	0	0	0	0	
		46082 - SALE OF SURPLUS PROP	573	2,156	5,000	5,000	
		46251 - REIMBURSEMENTS/REFUNDS	522	74,561	5,000	5,000	
		46251P - REIMB/REFUNDS/PRIOR	0	0	0	0	
		46253 - REIMB - CO DISASTR RESPON	9,458	0	0	0	
Total 46 - OTHER REVENUE			10,553	76,717	10,000	10,000	
48 - TRANSFER							
		48000 - TRANSFER-IN	257,671	204,534	100,000	100,000	
		48001 - TRANSFER-IN1	0	0	0	0	
		48005 - TRANSFER-IN5	0	0	123,261	123,261	
		48007 - TSF-IN CRF REIMB	0	0	75,000	75,000	
		48021 - TRF IN - ARPA FUNDS	253,000	0	0	0	
		48100 - TRF IN DIASTER	406,322	0	50,000	50,000	
Total 48 - TRANSFER			916,993	204,534	348,261	348,261	
Total 0002 - ROAD FINANCING SOURCES			10,256,534	9,536,906	15,770,874	15,770,874	
0003 - FISH AND GAME							
42 - FINES PENALTIES							
		42040 - OTHER COURT FINES	1,262	1,225	(1,000)	(1,000)	

SCHEDULE 6

State Controller Schedule

Plumas County

Schedule 6

County Budget Act

Detail of Additional Financing Sources by Fund and Account

Page 6.18

Governmental Funds

Fiscal Year 2024-25

				2023-24		2024-25	
Financing			2022-23	Actual <input checked="" type="checkbox"/>		Adopted by the	
Fund Name	Source Category	Financing Source Account	Actual	Estimated <input type="checkbox"/>	Recommended	Board of	
1	2	3	4	5	6	Supervisors	
Special Revenue Funds (continued)							
42 - FINES PENALTIES (continued)							
Total 42 - FINES & PENALTIES			1,262	1,225	(1,000)	(1,000)	
43 - USE OF MONEY PROPERTY							
43010 - INTEREST-INVESTED FUNDS			6,171	8,285	750	750	
43998 - UNREALIZED GAINS/LOSSES			1,422	0	0	0	
Total 43 - USE OF MONEY & PROPERTY			7,593	8,285	750	750	
44 - STATE FEDERAL AID							
44440 - FEDERAL-IN LIEU TAXES			1,903	1,903	0	0	
44490 - FEDERAL-GRAZING FEES			222	0	0	0	
Total 44 - STATE & FEDERAL AID			2,125	1,903	0	0	
46 - OTHER REVENUE							
46060 - OTHER-MISCELLANEOUS			0	0	0	0	
46239 - DONATIONS			0	0	0	0	
46611 - REVENUE FROM SETTLEMENTS			0	0	0	0	
46612 - PGE SETTLEMENT-REVENUE			140,000	0	50,000	50,000	
Total 46 - OTHER REVENUE			140,000	0	50,000	50,000	
Total 0003 - FISH AND GAME FINANCING SOURCES			150,980	11,413	49,750	49,750	
0004 - CHILD ABUSE PREVENTION							
43 - USE OF MONEY PROPERTY							
43010 - INTEREST-INVESTED FUNDS			3,725	4,843	1,000	1,000	
43067 - BOOTH RENTAL			380	20	300	300	
43998 - UNREALIZED GAINS/LOSSES			1,303	0	0	0	
Total 43 - USE OF MONEY & PROPERTY			5,408	4,863	1,300	1,300	
44 - STATE FEDERAL AID							
44520 - FEDL-OTHER & FAA			0	0	0	0	
Total 44 - STATE & FEDERAL AID			0	0	0	0	
45 - CHARGES FOR SERVICES							
45064 - CHILDREN'S TRUST FEES			2,335	2,634	2,500	2,500	
Total 45 - CHARGES FOR SERVICES			2,335	2,634	2,500	2,500	
46 - OTHER REVENUE							
46058 - REIMB FOR CAPIT EXP			0	0	0	0	
46070 - CNTRB FR OTHR AGENCY			0	0	0	0	

SCHEDULE 6

			Governmental Funds				2024-25
			Fiscal Year 2024-25				Adopted by the
			2022-23	2023-24	2024-25	Board of	
Fund Name	Financing Source Category	Financing Source Account	Actual	Actual <input checked="" type="checkbox"/> Estimated <input type="checkbox"/>	Recommended	Supervisors	
1	2	3	4	5	6	7	
Special Revenue Funds (continued)							
46 - OTHER REVENUE (continued)							
		46251 - REIMBURSEMENTS/REFUNDS	255	0	0	0	
		46500 - CONTRIBS. FROM PUBLIC	27,983	20,280	1,800	1,800	
Total 46 - OTHER REVENUE			28,238	20,280	1,800	1,800	
48 - TRANSFER							
		48000 - TRANSFER-IN	0	0	0	0	
		48520 - TRN - CBCAP FROM SS	17,574	17,701	20,000	20,000	
Total 48 - TRANSFER			17,574	17,701	20,000	20,000	
Total 0004 - CHILD ABUSE PREVENTION FINANCING SOURCES			53,555	45,478	25,600	25,600	
0005 - COUNTY FAIR							
40 - TAX REVENUE							
		40070 - TIMBER YIELD TAX	2,714	1,837	2,000	2,000	
Total 40 - TAX REVENUE			2,714	1,837	2,000	2,000	
43 - USE OF MONEY PROPERTY							
		43010 - INTEREST-INVESTED FUNDS	8,378	3,328	100	100	
		43016 - INTEREST INCOME	0	0	0	0	
		43071 - CARNIVAL	0	0	0	0	
		43072 - CARNIVAL PRE-SALE	30,340	43,820	42,000	42,000	
		43073 - FOOD CONCESSIONS	26,793	28,734	28,000	28,000	
		43074 - NON-FOOD CONCESSIONS	10,500	12,212	11,000	11,000	
		43091 - RENTAL OF BUILDINGS	22,419	11,002	6,000	6,000	
		43092 - GROUNDS RENTAL	100,364	62,221	130,000	130,000	
		43096 - RENTAL -STALL	0	30	0	0	
		43099 - RENTAL-GRANDSTAND	6,895	4,050	9,000	9,000	
		43608 - RENTAL-STORAGE	15,735	20,877	17,000	17,000	
		43998 - UNREALIZED GAINS/LOSSES	6,394	0	0	0	
		45034 - RENTAL-FESTIVAL	0	0	9,000	9,000	
Total 43 - USE OF MONEY & PROPERTY			227,818	186,274	252,100	252,100	
44 - STATE FEDERAL AID							
		44200 - STATE-AID FOR CO. FAIRS	61,000	116,950	48,428	48,428	
		44290 - STATE-OTHER	66,932	0	0	0	
Total 44 - STATE & FEDERAL AID			127,932	116,950	48,428	48,428	

SCHEDULE 6

State Controller Schedule

Plumas County

Schedule 6

County Budget Act

Detail of Additional Financing Sources by Fund and Account

Page 6.20

Governmental Funds

Fiscal Year 2024-25

				Fiscal Year 2024-25		2024-25	
Financing			2022-23	2023-24	Adopted by the		
Fund Name	Source Category	Financing Source Account	Actual	Actual <input checked="" type="checkbox"/> Estimated <input type="checkbox"/>	2024-25	Board of	
1	2	3	4	5	6	Supervisors	
7							
Special Revenue Funds (continued)							
45 - CHARGES FOR SERVICES							
		45034 - RENTAL-FESTIVAL	6,046	9,133	0	0	
		45078 - CAMPING FEES	16,320	6,405	5,500	5,500	
		45138 - RESTITUTION	528	133	0	0	
		45250 - SERVICE CHARGES	0	0	0	0	
		45601 - FAIR ADMISSION	24,034	13,279	13,000	13,000	
		45602 - FAIR ADMISSION-DISCOUNT	8,133	16,443	16,000	16,000	
		45610 - ENTRY FEES/EXHIBIT	2,858	4,265	4,000	4,000	
		45621 - ENTRY FEES/SHOW	3,995	2,973	3,000	3,000	
		45622 - STALL FEES	2,002	2,120	2,200	2,200	
		45632 - BULL RIDE/RODEO	0	0	0	0	
		45633 - SATURDAY SHOW	4,692	4,320	1,000	1,000	
		45635 - FAIR ATTRACTION	0	0	0	0	
Total 45 - CHARGES FOR SERVICES			68,608	59,071	44,700	44,700	
46 - OTHER REVENUE							
		46070 - CNTRB FR OTHR AGENCY	5,000	5,000	5,000	5,000	
		46239 - DONATIONS	932	960	2,000	2,000	
		46251 - REIMBURSEMENTS/REFUNDS	3,255	0	0	0	
		46253 - REIMB - CO DISASTR RESPON	0	0	0	0	
		46281 - PARKING	0	0	0	0	
		46604 - EXHIBIT GUIDE REVENUE	0	0	0	0	
		46605 - CAMPING FAIR	2,600	1,130	11,000	11,000	
		46606 - SPONSORSHIPS	500	0	4,000	4,000	
		46607 - OTHER MISCELLANEOUS	1,123	3,246	2,000	2,000	
Total 46 - OTHER REVENUE			13,410	10,336	24,000	24,000	
48 - TRANSFER							
		48000 - TRANSFER-IN	12,893	4,999	598,999	598,999	
		48005 - TRANSFER-IN5	0	0	13,081	13,081	
		48211 - CONTRI TRANS FR CO GEN	0	0	0	0	
Total 48 - TRANSFER			12,893	4,999	612,080	612,080	
Total 0005 - COUNTY FAIR FINANCING SOURCES			453,375	379,467	983,308	983,308	

SCHEDULE 6

State Controller Schedule

Plumas County

Schedule 6

County Budget Act

Detail of Additional Financing Sources by Fund and Account

Page 6.21

Governmental Funds

Fiscal Year 2024-25

			Fiscal Year 2024-25		2024-25	
Financing			2022-23	2023-24	Adopted by the	
Fund Name	Source Category	Financing Source Account	Actual	Actual <input checked="" type="checkbox"/> Estimated <input type="checkbox"/>	2024-25	Board of
1	2	3	4	5	6	Supervisors
Special Revenue Funds (continued)						
0009 - AUD- CO LOCAL REV 2011						
43 - USE OF MONEY PROPERTY						
		43998 - UNREALIZED GAINS/LOSSES	14,566	0	0	0
Total 43 - USE OF MONEY & PROPERTY			14,566	0	0	0
44 - STATE FEDERAL AID						
		44700 - ST-SO TRIAL CRT SECURITY	0	0	0	0
		44700A - ST-SO TRL CT SEC SUB	573,063	415,551	0	0
		44705 - ST-DA 1/2 AB118 SUBACCT	0	0	0	0
		44705A - ST-DA 1/2 1020 SUBACCT	20,006	18,021	0	0
		44706 - ST-PD 1/2 AB118 SUBACCT	0	0	0	0
		44706A - ST-PD 1/2 1020 SUBACCT	21,246	18,020	0	0
		44709 - ST-PROB JJA YTH OFFNDR	0	0	0	0
		44709A - ST-PROB YTH OFFDR BGSA	137,058	114,140	0	0
		44710 - ST-PROB JJA JUV RNTRY	0	0	0	0
		44710A - ST-PROB JUV RNTRY GSA	0	0	0	0
		44711 - ST MH-BEHAV HLTH SUB	0	0	0	0
		44711A - ST MH-BEHAV HLTH SUB	1,576,334	1,625,085	0	0
		44712 - ST-MH AB118 SUBACCT	0	0	0	0
		44712A - ST-MH AB 118 SUBACCT	880,268	842,709	0	0
		44713 - ST-MH BEHAV HLTH SUBACCT	0	0	0	0
		44713A - DO NOT USE USE 44711A	0	0	0	0
		44714 - ST-DON'T USE	0	0	0	0
		44715 - ST-SO SLESA	0	0	0	0
		44715A - ST-SO ELEAS SUBACCT	393,899	500,000	0	0
		44716 - ST-SO CAL EMA	0	0	0	0
		44716A - ST-SO CAL EMA SUBACCT	29,486	29,486	0	0
		44718 - ST-PRB/SO/DA COPS, JV JST	0	0	0	0
		44718A - ST-PROB/DA/SO JV JST SUB	(24,393)	0	0	0
		44720 - ST-SS ADLT PROTCT SVC	0	0	0	0
		44720A - ST-SS ADLT PROT SVC SUB	0	0	0	0
		44725 - ST-SS FOSTER CARE	0	0	0	0
		44725A - ST-SS FOSTER CARE SUB	0	0	0	0

SCHEDULE 6

			2023-24		2024-25		Adopted by the Board of Supervisors
			Actual	Actual <input checked="" type="checkbox"/> Estimated <input type="checkbox"/>	Recommended		
Fund Name	Financing Source Category	Financing Source Account	2022-23 Actual				
1	2	3	4	5	6	7	
Special Revenue Funds (continued)							
44 - STATE FEDERAL AID (continued)							
		44730 - ST-SS FOSTR CARE ADMIN	0	0	0	0	
		44730A - ST-SS FOSTER CARE ADM SUB	0	0	0	0	
		44735 - ST-SS CHLD WELFARE SVC	0	0	0	0	
		44735A - ST-SS CHLD WELF SVC SUB	0	0	0	0	
		44740 - ST-SS ADOPT ADMIN	0	0	0	0	
		44740A - ST-SS ADOPT ADM SUBACCT	0	0	0	0	
		44745 - ST-SS CHLD ABUSE PRVNTN	0	0	0	0	
		44745A - ST-SS CHLD AB PRVNT SUB	0	0	0	0	
		44750 - ST-SS ADOPT ASST PROG	0	0	0	0	
		44750A - ST-ADOPT ASST SUBACCT	0	0	0	0	
		44760 - ST-A/D DRUG COURT	0	0	0	0	
		44760A - ST-A/D DRUG CT SUBACCT	1,318	0	0	0	
		44765 - ST-A/D NONDRUG M/CAL	0	0	0	0	
		44765A - ST-A/D NONDRUG SUBACCT	0	0	0	0	
		44770 - ST-A/D DRUG M/CAL	0	0	0	0	
		44770A - ST-A/D DRUG M/CAL SUB	0	0	0	0	
		44780 - ST-SS CAL WORKS MOE	0	0	0	0	
		44780A - ST-SS CAL WORKS MOE	484,630	405,988	0	0	
		44781 - ST-SS PROT SVC SUBACCT	0	0	0	0	
		44781A - ST-SS PROT SVC SUBACCT	3,224,082	3,307,422	0	0	
		44782 - ST-FAMILY SPT SUBACT	0	0	0	0	
		44782A - ST-FAMILY SPT SUBACT	3,519,544	2,921,911	0	0	
Total 44 - STATE & FEDERAL AID			10,836,541	10,198,333	0	0	
Total 0009 - AUD- CO LOCAL REV 2011 FINANCING SOURCES			10,851,107	10,198,333	0	0	
0011 - TITLE III							
43 - USE OF MONEY PROPERTY							
		43010 - INTEREST-INVESTED FUNDS	0	0	0	0	
		43998 - UNREALIZED GAINS/LOSSES	10,907	0	0	0	
Total 43 - USE OF MONEY & PROPERTY			10,907	0	0	0	
44 - STATE FEDERAL AID							
		44512 - HR 2389	237,364	258,980	251,721	251,721	

SCHEDULE 6

State Controller Schedule

Plumas County

Schedule 6

County Budget Act

Detail of Additional Financing Sources by Fund and Account

Page 6.23

Governmental Funds

Fiscal Year 2024-25

Fiscal Year 2024-25						
			2023-24		2024-25	
Financing			2022-23	Actual <input checked="" type="checkbox"/>	Adopted by the	
Fund Name	Source Category	Financing Source Account	Actual	Estimated <input type="checkbox"/>	Recommended	Board of Supervisors
1	2	3	4	5	6	7
Special Revenue Funds (continued)						
44 - STATE FEDERAL AID (continued)						
Total 44 - STATE & FEDERAL AID			237,364	258,980	251,721	251,721
48 - TRANSFER						
48000 - TRANSFER-IN			0	0	0	0
48211 - CONTRI TRANS FR CO GEN			0	0	0	0
Total 48 - TRANSFER			0	0	0	0
Total 0011 - TITLE III FINANCING SOURCES			248,271	258,980	251,721	251,721
0013 - DEPT. SOCIAL SERVICES						
43 - USE OF MONEY PROPERTY						
43010 - INTEREST-INVESTED FUNDS			0	0	0	0
43067 - BOOTH RENTAL			0	0	0	0
43998 - UNREALIZED GAINS/LOSSES			164,834	0	0	0
Total 43 - USE OF MONEY & PROPERTY			164,834	0	0	0
44 - STATE FEDERAL AID						
44044 - STATE-VEH LIC FEES			0	0	0	0
44060 - STATE-WELFARE PUB. ADMIN			0	0	0	0
44061 - STATE ARC ASSISTANCE			2,046,933	2,305,301	2,200,000	2,200,000
44090 - STATE-PUBLIC ASST.PROGRAM			406,754	618,583	600,000	600,000
44091 - STATE ARC ASSISTANCE			29,246	12,399	2,200,000	2,200,000
44093 - STATE - CMSP INCENTIVE			0	0	600,000	600,000
44171 - ST CHILD POVERTY SUBACT			0	0	0	0
44381 - ACCESS TO TECH GRANT			26,258	38,080	30,000	30,000
44400 - FEDL-WELFARE PUB. ADMIN.			1,163,408	1,157,457	157,462	157,462
44430 - FEDL-PUBLIC ASST.PROGRAM			843,262	776,389	1,000,000	1,000,000
44520 - FEDL-OTHER & FAA			28,400	28,611	1,000,000	1,000,000
Total 44 - STATE & FEDERAL AID			4,544,261	4,936,820	7,787,462	7,787,462
46 - OTHER REVENUE						
46064 - 6 MO. OLD CANCELLED WRTS.			0	0	0	0
46067 - 6MON.OLD PAYROLL WARRANTS			0	0	0	0
46070 - CNTRB FR OTHR AGENCY			1,987	1,897	3,500	3,500
46209 - ADMIN REPAYMENT			13,349	16,825	20,000	20,000
46210 - REPAYMENT OF AID			48,768	67,567	55,000	55,000

SCHEDULE 6

			2023-24		2024-25		Adopted by the Board of Supervisors
			Actual	Actual <input checked="" type="checkbox"/> Estimated <input type="checkbox"/>	Recommended		
Fund Name	Financing Source Category	Financing Source Account	2022-23 Actual				
1	2	3	4	5	6	7	
Special Revenue Funds (continued)							
46 - OTHER REVENUE (continued)							
		46251 - REIMBURSEMENTS/REFUNDS	248	13,122	2,000	2,000	
		46253 - REIMB - CO DISASTR RESPON	1,861	0	0	0	
		46500 - CONTRIBS. FROM PUBLIC	0	0	0	0	
		46999 - REIMB PR YR VOID WARRANT	0	0	0	0	
Total 46 - OTHER REVENUE			66,213	99,411	80,500	80,500	
48 - TRANSFER							
		48000 - TRANSFER-IN	18,000,000	3,000,000	3,000,000	8,000,000	
		48007 - TSF-IN CRF REIMB	0	0	0	0	
		48011 - TRN - ADMIN	0	0	185,000	185,000	
		48012 - TRN - ASSISTANCE	0	0	385,000	385,000	
		48100 - TRF IN DIASTER	0	0	0	0	
		48720 - TRN-SS ADULT PROTCT SVC	0	0	0	0	
		48725 - TRN-SS ADULT FOSTER CARE	0	0	0	0	
		48730 - TRN-SS FOSTR CARE ADMIN	0	0	0	0	
		48735 - TRN-SS CHLD WELFARE SVC	0	0	0	0	
		48740 - TRS-SS ADOPT ADMIN	0	0	0	0	
		48745 - TRN-SS CHLD ABUSE PRVNT	0	0	0	0	
		48750 - TRN-SS ADOPT ASST PROG	0	0	0	0	
		48781 - TR-SS-PROTECTIVE SVC	0	0	0	0	
		48782 - TRN-FAMILY SPT SUBACT	0	0	0	0	
		49003 - PROCEEDS FROM LEASES	0	0	0	0	
Total 48 - TRANSFER			18,000,000	3,000,000	3,570,000	8,570,000	
Total 0013 - DEPT. SOCIAL SERVICES FINANCING SOURCES			22,775,308	8,036,231	11,437,962	16,437,962	
0013 0013P - REALIGN - PROT SERVICES							
43 - USE OF MONEY PROPERTY							
		43010 - INTEREST-INVESTED FUNDS	206,654	248,483	220,000	220,000	
Total 43 - USE OF MONEY & PROPERTY			206,654	248,483	220,000	220,000	
48 - TRANSFER							
		48000 - TRANSFER-IN	0	0	0	0	
		48143 - TSFR-CARES REALIGN BACKFILL	0	0	0	0	
		48781 - TR-SS-PROTECTIVE SVC	2,026,544	3,088,481	2,500,000	2,500,000	

SCHEDULE 6

State Controller Schedule

Plumas County

Schedule 6

County Budget Act

Detail of Additional Financing Sources by Fund and Account

Page 6.25

Governmental Funds

Fiscal Year 2024-25

Fiscal Year 2024-25						
			2023-24		2024-25	
Financing			2022-23	Actual <input checked="" type="checkbox"/>	2024-25	Adopted by the
Fund Name	Source Category	Financing Source Account	Actual	Estimated <input type="checkbox"/>	Recommended	Board of
1	2	3	4	5	6	Supervisors
Special Revenue Funds (continued)						
48 - TRANSFER (continued)						
Total 48 - TRANSFER			2,026,544	3,088,481	2,500,000	2,500,000
13 0013P - REALIGN - PROT SERVICES FINANCING SOURCES			2,233,198	3,336,964	2,720,000	2,720,000
0013 0013R - SS - REALIGNMENT						
43 - USE OF MONEY PROPERTY						
43010 - INTEREST-INVESTED FUNDS			425,216	291,152	430,000	430,000
Total 43 - USE OF MONEY & PROPERTY			425,216	291,152	430,000	430,000
44 - STATE FEDERAL AID						
44142 - ST.-AID HLTH REALIGN. REV			0	0	0	0
Total 44 - STATE & FEDERAL AID			0	0	0	0
48 - TRANSFER						
48000 - TRANSFER-IN			0	0	0	0
48143 - TSFR-CARES REALIGN BACKFILL			0	0	0	0
48720 - TRN-SS ADULT PROTCT SVC			1,461,548	2,514,427	1,500,000	1,500,000
48725 - TRN-SS ADULT FOSTER CARE			286,131	285,058	300,000	300,000
48780 - TRN-SS CAL WORKS MOE			350,010	447,532	400,000	400,000
48782 - TRN-FAMILY SPT SUBACT			422,117	596,391	500,000	500,000
Total 48 - TRANSFER			2,519,806	3,843,408	2,700,000	2,700,000
Total 0013 0013R - SS - REALIGNMENT FINANCING SOURCES			2,945,022	4,134,560	3,130,000	3,130,000
0014 - MENTAL HEALTH						
43 - USE OF MONEY PROPERTY						
43010 - INTEREST-INVESTED FUNDS			100,437	120,334	80,000	80,300
43998 - UNREALIZED GAINS/LOSSES			62,935	0	0	0
Total 43 - USE OF MONEY & PROPERTY			163,372	120,334	80,000	80,300
44 - STATE FEDERAL AID						
44044 - STATE-VEH LIC FEES			(38,140)	14,130	125,000	50,000
44142 - ST.-AID HLTH REALIGN. REV			484,223	44,919	41,941	41,941
44290 - STATE-OTHER			867,700	177,050	557,189	937,189
44295 - STATE-MENTAL HEALTH			2,333,144	539,303	2,750,000	2,750,000
44296 - ST-MH EPSDT SV			0	0	0	0
44297 - ST-MH-HFP SV			0	0	0	0
44298 - ST-MH KATIE A SV			0	0	0	0

SCHEDULE 6

State Controller Schedule

Plumas County

Schedule 6

County Budget Act

Detail of Additional Financing Sources by Fund and Account

Page 6.26

Governmental Funds

Fiscal Year 2024-25

				Fiscal Year 2024-25		2024-25	
Financing			2022-23	2023-24	Adopted by the		
Fund Name	Source Category	Financing Source Account	Actual	Actual <input checked="" type="checkbox"/> Estimated <input type="checkbox"/>	2024-25	Board of	
1	2	3	4	5	6	Supervisors	
7							
Special Revenue Funds (continued)							
44 - STATE FEDERAL AID (continued)							
		44515 - FED-MENTAL HEALTH	0	121,182	0	200,000	
		48296 - ST-MHEPSDTSV TI	0	0	0	0	
		48297 - ST-MH-HFP SV TI	0	0	0	0	
		48298 - ST-MH KATIE A SV TI	0	0	0	0	
		48515 - FED-MENTAL HLTH TI	0	0	0	0	
Total 44 - STATE & FEDERAL AID			3,646,927	896,584	3,474,130	3,979,130	
45 - CHARGES FOR SERVICES							
		45083 - COPY/CERT COPY/POSTAGE	0	0	0	0	
		45143 - MISC HLTH CONTRACTS	0	0	0	0	
		45150 - MENTAL HEALTH-PATIENT FEE	30,665	37,642	20,000	30,000	
		45156 - M.H. OUT OF COUNTY MATCH	0	0	0	0	
		45200 - OTHR SVC OR SVC TO CRTS	0	0	0	0	
Total 45 - CHARGES FOR SERVICES			30,665	37,642	20,000	30,000	
46 - OTHER REVENUE							
		46070 - CNTRB FR OTHR AGENCY	0	0	0	0	
		46251 - REIMBURSEMENTS/REFUNDS	260	0	0	0	
		46253 - REIMB - CO DISASTR RESPON	33	0	0	0	
Total 46 - OTHER REVENUE			293	0	0	0	
48 - TRANSFER							
		48000 - TRANSFER-IN	0	0	0	0	
		48001 - TRANSFER-IN1	0	202,726	203,700	330,000	
		48002 - TRANSFER-IN2	0	12,151	25,000	78,800	
		48003 - TRANSFER-IN3	0	0	0	0	
		48004 - TRANSFER-IN4	0	0	0	0	
		48005 - TRANSFER-IN5	0	402	9,322	45,000	
		48006 - TRANSFER-IN6	11,822	22,013	20,412	20,412	
		48007 - TSF-IN CRF REIMB	0	0	21,247	33,000	
		48008 - TRANSFER-IN8	0	0	95,000	95,000	
		48009 - TRAN IN/OUT	0	0	0	0	
		48100 - TRF IN DIASTER	0	0	0	0	
		48143 - TSFR-CARES REALIGN BACKFILL	0	0	0	0	

SCHEDULE 6

State Controller Schedule

Plumas County

Schedule 6

County Budget Act

Detail of Additional Financing Sources by Fund and Account

Page 6.27

Governmental Funds

Fiscal Year 2024-25

				Fiscal Year 2024-25		2024-25	
Financing			2022-23	2023-24	Adopted by the		
Fund Name	Source Category	Financing Source Account	Actual	Actual <input checked="" type="checkbox"/> Estimated <input type="checkbox"/>	2024-25	Board of	
1	2	3	4	5	6	Supervisors	
7							
Special Revenue Funds (continued)							
48 - TRANSFER (continued)							
		48211 - CONTRI TRANS FR CO GEN	0	0	7,672	7,672	
		48296 - ST-MHEPSDTSV TI	645,332	728,244	289,045	440,000	
		48297 - ST-MH-HFP SV TI	77,395	80,916	40,000	45,000	
		48298 - ST-MH KATIE A SV TI	128,619	80,916	40,000	45,000	
		48515 - FED-MENTAL HLTH TI	696,555	728,244	407,639	440,000	
		48712 - TRN-MH AB118 SUBACCT	825,187	861,567	875,000	875,000	
Total 48 - TRANSFER			2,384,910	2,717,179	2,034,037	2,454,884	
Total 0014 - MENTAL HEALTH FINANCING SOURCES			6,226,167	3,771,739	5,608,167	6,544,314	
0014 0014A - MENTAL HLTH MHSA							
43 - USE OF MONEY PROPERTY							
		43010 - INTEREST-INVESTED FUNDS	73,832	111,169	70,000	70,000	
Total 43 - USE OF MONEY & PROPERTY			73,832	111,169	70,000	70,000	
44 - STATE FEDERAL AID							
		44027 - STATE GRANT	0	0	0	0	
		44290 - STATE-OTHER	1,941,078	2,869,769	2,600,000	2,600,000	
		44295 - STATE-MENTAL HEALTH	0	0	0	0	
Total 44 - STATE & FEDERAL AID			1,941,078	2,869,769	2,600,000	2,600,000	
46 - OTHER REVENUE							
		46070 - CNTRB FR OTHR AGENCY	0	0	0	0	
		46251 - REIMBURSEMENTS/REFUNDS	0	0	0	0	
Total 46 - OTHER REVENUE			0	0	0	0	
48 - TRANSFER							
		48000 - TRANSFER-IN	134,686	0	0	0	
		480001 - TRANSFER FR OTHER AGENCY	0	0	150,000	150,000	
		48001 - TRANSFER-IN1	0	0	0	0	
		48002 - TRANSFER-IN2	0	0	0	0	
		48003 - TRANSFER-IN3	0	0	0	0	
		48007 - TSF-IN CRF REIMB	0	0	0	0	
		48009 - TRAN IN/OUT	0	0	0	0	
		49003 - PROCEEDS FROM LEASES	0	0	0	0	
Total 48 - TRANSFER			134,686	0	150,000	150,000	

SCHEDULE 6

State Controller Schedule

Plumas County

Schedule 6

County Budget Act

Detail of Additional Financing Sources by Fund and Account

Page 6.28

Governmental Funds

Fiscal Year 2024-25

				Fiscal Year 2024-25		2024-25	
Financing			2022-23	2023-24	2024-25	Adopted by the	
Fund Name	Source Category	Financing Source Account	Actual	Actual <input checked="" type="checkbox"/> Estimated <input type="checkbox"/>	Recommended	Board of Supervisors	
1	2	3	4	5	6	7	
Special Revenue Funds (continued)							
Total 0014 0014A - MENTAL HLTH MHSA FINANCING SOURCES			2,149,596	2,980,938	2,820,000	2,820,000	
0014 0014B - MENTAL HLTH BEHAVIORAL HL							
43 - USE OF MONEY PROPERTY							
43010 - INTEREST-INVESTED FUNDS			(370)	(852)	300	300	
Total 43 - USE OF MONEY & PROPERTY			(370)	(852)	300	300	
44 - STATE FEDERAL AID							
44079 - STATE- CORR AB109			0	0	0	0	
44290 - STATE-OTHER			0	0	0	0	
Total 44 - STATE & FEDERAL AID			0	0	0	0	
46 - OTHER REVENUE							
46253 - REIMB - CO DISASTR RESPONS			1,203	0	0	0	
Total 46 - OTHER REVENUE			1,203	0	0	0	
48 - TRANSFER							
48000 - TRANSFER-IN			0	0	78,058	81,456	
480000 - TRANSFER			0	0	0	0	
480001 - TRANSFER FR OTHER AGENCY			0	0	0	0	
480002 - TRANSFER FR OTHER AGENCY			0	0	0	0	
48079 - TRN-CCPIF AB109			0	0	0	0	
Total 48 - TRANSFER			0	0	78,058	81,456	
Total 0014B - MENTAL HLTH BEHAVIORAL HL FINANCING SOURCES			833	(852)	78,358	81,756	
0014 0014C - CAL-WORKS M.H. A.D.							
43 - USE OF MONEY PROPERTY							
43010 - INTEREST-INVESTED FUNDS			(646)	(889)	0	0	
Total 43 - USE OF MONEY & PROPERTY			(646)	(889)	0	0	
44 - STATE FEDERAL AID							
44288 - STATE - CAL WORKS			0	0	0	0	
Total 44 - STATE & FEDERAL AID			0	0	0	0	
45 - CHARGES FOR SERVICES							
45150 - MENTAL HEALTH-PATIENT FEE			0	0	0	0	
Total 45 - CHARGES FOR SERVICES			0	0	0	0	
46 - OTHER REVENUE							
46251 - REIMBURSEMENTS/REFUNDS			0	0	0	0	

SCHEDULE 6

State Controller Schedule

Plumas County

Schedule 6

County Budget Act

Detail of Additional Financing Sources by Fund and Account

Page 6.29

Governmental Funds

Fiscal Year 2024-25

				Fiscal Year 2024-25		2024-25	
Financing			2022-23	2023-24	2024-25	Adopted by the	
Fund Name	Source Category	Financing Source Account	Actual	Actual <input checked="" type="checkbox"/> Estimated <input type="checkbox"/>	Recommended	Board of Supervisors	
1	2	3	4	5	6	7	
Special Revenue Funds (continued)							
46 - OTHER REVENUE (continued)							
Total 46 - OTHER REVENUE			0	0	0	0	
48 - TRANSFER							
48000 - TRANSFER-IN			0	0	0	0	
Total 48 - TRANSFER			0	0	0	0	
0014 0014C - CAL-WORKS M.H. & A.D. FINANCING SOURCES			(646)	(889)	0	0	
0014 0014H - SIERRA HOUSE BOARD CARE							
43 - USE OF MONEY PROPERTY							
43010 - INTEREST-INVESTED FUNDS			(60)	(460)	0	0	
Total 43 - USE OF MONEY & PROPERTY			(60)	(460)	0	0	
45 - CHARGES FOR SERVICES							
45150 - MENTAL HEALTH-PATIENT FEE			0	0	0	0	
45298 - BRD & CARE- S.O.C.			0	0	0	0	
Total 45 - CHARGES FOR SERVICES			0	0	0	0	
48 - TRANSFER							
48000 - TRANSFER-IN			0	0	0	0	
48001 - TRANSFER-IN1			0	0	0	0	
48004 - TRANSFER-IN4			0	0	0	0	
Total 48 - TRANSFER			0	0	0	0	
0014H - SIERRA HOUSE BOARD & CARE FINANCING SOURCES			(60)	(460)	0	0	
0014 0014S - SAMHSA							
43 - USE OF MONEY PROPERTY							
43010 - INTEREST-INVESTED FUNDS			(1,995)	(2,243)	0	0	
Total 43 - USE OF MONEY & PROPERTY			(1,995)	(2,243)	0	0	
44 - STATE FEDERAL AID							
44295 - STATE-MENTAL HEALTH			0	0	0	0	
44295P - STATE- MENTAL HLTH			0	0	0	0	
44431 - FEDERAL - SAMHSA			182,155	178,018	311,097	311,097	
44431P - FEDERAL -SAMHSA			0	0	0	0	
Total 44 - STATE & FEDERAL AID			182,155	178,018	311,097	311,097	
45 - CHARGES FOR SERVICES							
45150P - MNTL HTLH PATIENT -PRIOR			0	0	0	0	

SCHEDULE 6

State Controller Schedule

Plumas County

Schedule 6

County Budget Act

Detail of Additional Financing Sources by Fund and Account

Page 6.30

Governmental Funds

Fiscal Year 2024-25

				2023-24		2024-25	
				Actual <input checked="" type="checkbox"/>	Estimated <input type="checkbox"/>	Recommended	Adopted by the Board of Supervisors
Fund Name	Financing Source Category	Financing Source Account	2022-23 Actual	2023-24 Actual	2023-24 Estimated	2024-25 Recommended	2024-25 Adopted
1	2	3	4	5	6	7	8
Special Revenue Funds (continued)							
45 - CHARGES FOR SERVICES (continued)							
		45152 - DROP IN CENTER - SAMHSA	0	0	0	0	
Total 45 - CHARGES FOR SERVICES			0	0	0	0	
48 - TRANSFER							
		48000 - TRANSFER-IN	0	0	0	0	
		48001 - TRANSFER-IN1	0	0	0	0	
		48004 - TRANSFER-IN4	0	0	0	0	
		48005 - TRANSFER-IN5	0	0	0	0	
Total 48 - TRANSFER			0	0	0	0	
Total 0014 0014S - SAMHSA FINANCING SOURCES			180,160	175,775	311,097	311,097	
0014 0014W - WRAP AROUND							
43 - USE OF MONEY PROPERTY							
		43010 - INTEREST-INVESTED FUNDS	146	207	0	0	
Total 43 - USE OF MONEY & PROPERTY			146	207	0	0	
48 - TRANSFER							
		48000 - TRANSFER-IN	0	0	0	0	
Total 48 - TRANSFER			0	0	0	0	
Total 0014 0014W - WRAP AROUND FINANCING SOURCES			146	207	0	0	
0015 - PUBLIC HEALTH							
43 - USE OF MONEY PROPERTY							
		43010 - INTEREST-INVESTED FUNDS	30,507	44,600	0	0	
		43998 - UNREALIZED GAINS/LOSSES	9,557	0	0	0	
Total 43 - USE OF MONEY & PROPERTY			40,064	44,600	0	0	
44 - STATE FEDERAL AID							
		44044 - STATE-VEH LIC FEES	1,533,933	1,004,242	840,000	840,000	
		44044P - STATE-VEH LIC FEES PR YR	0	0	0	0	
		44101 - STATE-AID FOR ALCOHOL	32,535	0	0	0	
		44141 - ST.-AID HLTH CAT. PROGRAM	1,244,676	1,908,720	4,184,096	4,184,096	
		44141P - ST AID HLTH CAT PRIOR YR	638,950	995,038	0	0	
		44142 - ST.-AID HLTH REALIGN. REV	472,181	554,372	0	0	
		44142P - ST -HTLH REALIGN PR	0	0	0	0	
		44143 - ST. AID REALIGN BACKFILL	0	0	0	0	

SCHEDULE 6

Governmental Funds
Fiscal Year 2024-25

				2023-24		2024-25		Adopted by the Board of Supervisors
Fund Name	Financing Source Category	Financing Source Account	2022-23 Actual	Actual <input checked="" type="checkbox"/> Estimated <input type="checkbox"/>		Recommended		
1	2	3	4	5		6		7
Special Revenue Funds (continued)								
44 - STATE FEDERAL AID (continued)								
		44144 - STATE-AID PERINATAL D&A	0	0		0		0
		44145 - STATE-CHILD LEAD GRANT	0	0		0		0
		44145P - STATE-CHILD LEAD PR	37,105	14,046		0		0
		44149 - STATE-HEALTH ADMIN-TCS	300,000	300,000		300,000		300,000
		44149P - STATE- HLTH ADMIN TSC PR	0	0		0		0
		44290 - STATE-OTHER	0	0		0		0
		44415 - FEDERAL - OTHER	0	0		0		0
		44427 - FED.AID HEALTH CAT.	0	0		242,336		242,336
		44427P - FED- HLTH CAT PRIOR	0	0		0		0
		44516 - FED-BLOCK GRANT ALCOHOL	0	0		0		0
		44516P - FED-BLOCK GRANT ALCOHOL	0	0		0		0
Total 44 - STATE & FEDERAL AID			4,259,380	4,776,418		5,566,432		5,566,432
45 - CHARGES FOR SERVICES								
		45083 - COPY/CERT COPY/POSTAGE	0	0		0		0
		45140 - HEALTH FEES - OTHER	11,800	23,964		30,000		30,000
		45140P - MNT HLTH FEES-PR YEAR	143	828		0		0
		45143 - MISC HLTH CONTRACTS	257,838	529,012		276,000		276,000
		45143P - MISC HLTH CONTRACTS	0	464,775		0		0
Total 45 - CHARGES FOR SERVICES			269,781	1,018,579		306,000		306,000
46 - OTHER REVENUE								
		45083 - COPY/CERT COPY/POSTAGE	0	0		0		0
		46070 - CNTRB FR OTHR AGENCY	0	0		0		0
		46082 - SALE OF SURPLUS PROP	0	0		0		0
		46251 - REIMBURSEMENTS/REFUNDS	300	3,886		0		0
		46253 - REIMB - CO DISASTR RESPONS	0	0		0		0
Total 46 - OTHER REVENUE			300	3,886		0		0
48 - TRANSFER								
		48000 - TRANSFER-IN	0	0		0		0
		48001 - TRANSFER-IN1	89,280	60,922		65,000		65,000
		48002 - TRANSFER-IN2	0	0		0		0
		48003 - TRANSFER-IN3	4,582	928		3,100		3,100

SCHEDULE 6

Governmental Funds
Fiscal Year 2024-25

			2023-24		2024-25		Adopted by the Board of Supervisors
			Actual	Actual <input checked="" type="checkbox"/> Estimated <input type="checkbox"/>	Recommended		
Fund Name	Financing Source Category	Financing Source Account	2022-23 Actual				
1	2	3	4	5	6	7	
Special Revenue Funds (continued)							
48 - TRANSFER (continued)							
		48004 - TRANSFER-IN4	57,127	105,362	110,000	110,000	
		48005 - TRANSFER-IN5	0	0	143,533	143,533	
		48006 - TRANSFER-IN6	0	0	0	0	
		48007 - TSF-IN CRF REIMB	0	0	0	0	
		48008 - TRANSFER-IN8	0	0	0	0	
		48100 - TRF IN DIASTER	0	0	0	0	
		48143 - TSFR-CARES REALIGN BACKFILL	0	0	0	0	
		48211 - CONTRI TRANS FR CO GEN	66,296	66,295	66,295	66,295	
		48765 - TRN-A/D NON DRUG M/CAL	0	0	0	0	
Total 48 - TRANSFER			217,285	233,507	387,928	387,928	
Total 0015 - PUBLIC HEALTH FINANCING SOURCES			4,786,810	6,076,990	6,260,360	6,260,360	
0015 0015E - E.M.S.							
43 - USE OF MONEY PROPERTY							
		43010 - INTEREST-INVESTED FUNDS	499	540	0	0	
Total 43 - USE OF MONEY & PROPERTY			499	540	0	0	
45 - CHARGES FOR SERVICES							
		45142 - HLTH EMS	41,345	44,508	62,000	62,000	
Total 45 - CHARGES FOR SERVICES			41,345	44,508	62,000	62,000	
Total 0015 0015E - E.M.S. FINANCING SOURCES			41,844	45,048	62,000	62,000	
0015 0015M - PUBLIC HEALTH - MAA ADMIN							
46 - OTHER REVENUE							
		46253 - REIMB - CO DISASTR RESPON	294	0	0	0	
Total 46 - OTHER REVENUE			294	0	0	0	
0015M - PUBLIC HEALTH - MAA ADMIN FINANCING SOURCES			294	0	0	0	
0015 0015P - PUBLIC HLTH EMRG PREPAR							
43 - USE OF MONEY PROPERTY							
		43010 - INTEREST-INVESTED FUNDS	6,760	3,090	0	0	
Total 43 - USE OF MONEY & PROPERTY			6,760	3,090	0	0	
44 - STATE FEDERAL AID							
		44141 - ST.-AID HLTH CAT. PROGRAM	82,774	0	257,759	257,759	
		44141P - ST AID HLTH CAT PRIOR YR	96,164	192,231	0	0	

SCHEDULE 6

State Controller Schedule

Plumas County

Schedule 6

County Budget Act

Detail of Additional Financing Sources by Fund and Account

Page 6.33

Governmental Funds

Fiscal Year 2024-25

Fiscal Year 2024-25						
			2022-23	2023-24	2024-25	2024-25
Fund Name	Financing	Financing Source Account	Actual	Actual <input checked="" type="checkbox"/>	Recommended	Adopted by the
1	Source Category	3	4	Estimated <input type="checkbox"/>	5	Board of
Special Revenue Funds (continued)						
44 - STATE FEDERAL AID (continued)						
Total 44 - STATE & FEDERAL AID			178,938	192,231	257,759	257,759
46 - OTHER REVENUE						
46251 - REIMBURSEMENTS/REFUNDS			0	0	0	0
Total 46 - OTHER REVENUE			0	0	0	0
48 - TRANSFER						
48000 - TRANSFER-IN			0	0	0	0
48001 - TRANSFER-IN1			0	0	0	0
48002 - TRANSFER-IN2			0	0	0	0
Total 48 - TRANSFER			0	0	0	0
0015P - PUBLIC HLTH EMRG PREPAR FINANCING SOURCES			185,698	195,321	257,759	257,759
0015 0015V - HEALTH VITAL STATISTICS						
43 - USE OF MONEY PROPERTY						
43010 - INTEREST-INVESTED FUNDS			222	320	0	0
Total 43 - USE OF MONEY & PROPERTY			222	320	0	0
45 - CHARGES FOR SERVICES						
45132 - HLTH. VRIP H & S 10605.3			2,203	2,390	1,800	1,800
45137 - HLTH B & D 1605.5			4	2	200	200
Total 45 - CHARGES FOR SERVICES			2,207	2,392	2,000	2,000
0015 0015V - HEALTH VITAL STATISTICS FINANCING SOURCES			2,429	2,712	2,000	2,000
0016 - ALCOHOL DRUG						
42 - FINES PENALTIES						
42060 - CO ALC ABUSE/PREV.1463.25			2,998	2,771	3,105	3,105
Total 42 - FINES & PENALTIES			2,998	2,771	3,105	3,105
43 - USE OF MONEY PROPERTY						
43010 - INTEREST-INVESTED FUNDS			0	0	0	0
43998 - UNREALIZED GAINS/LOSSES			5,511	0	0	0
Total 43 - USE OF MONEY & PROPERTY			5,511	0	0	0
44 - STATE FEDERAL AID						
44027 - STATE GRANT			0	0	0	0
44101 - STATE-AID FOR ALCOHOL			0	0	0	0
44144 - STATE-AID PERINATAL D&A			0	0	0	0

SCHEDULE 6

Governmental Funds
Fiscal Year 2024-25

				2023-24		2024-25	
				Actual <input checked="" type="checkbox"/>		Adopted by the	
				Estimated <input type="checkbox"/>		Board of	
Fund Name	Financing Source Category	Financing Source Account	2022-23 Actual	2023-24 Actual	2024-25 Recommended	Supervisors	
1	2	3	4	5	6	7	
Special Revenue Funds (continued)							
44 - STATE FEDERAL AID (continued)							
		44226 - STATE - DRUG COURT	0	0	0	0	
		44290 - STATE-OTHER	0	0	500,000	0	
		44295 - STATE-MENTAL HEALTH	0	0	0	250,000	
		44408 - FEDERAL STIMULUS (ARRA)	0	0	0	0	
		44516 - FED-BLOCK GRANT ALCOHOL	602,269	341,795	440,000	440,000	
		44516P - FED-BLOCK GRANT ALCOHOL	0	0	0	0	
Total 44 - STATE & FEDERAL AID			602,269	341,795	940,000	690,000	
45 - CHARGES FOR SERVICES							
		45143 - MISC HLTH CONTRACTS	0	0	0	0	
		45263 - FIRST OFFENDER	0	0	0	0	
		45272 - CLIENT FEES DRUG/ALCOHOL	237	0	0	0	
		45305 - DRUG COURT FEE	0	0	0	0	
		45330 - DRUG PROG. FEE/DIVERSION	2,814	3,119	3,291	3,291	
		45331 - ASSMT VC 23649 \$100	6,312	5,801	7,075	7,075	
Total 45 - CHARGES FOR SERVICES			9,363	8,920	10,366	10,366	
46 - OTHER REVENUE							
		46607 - OTHER MISCELLANEOUS	0	0	0	0	
Total 46 - OTHER REVENUE			0	0	0	0	
48 - TRANSFER							
		48000 - TRANSFER-IN	0	0	0	0	
		48001 - TRANSFER-IN1	0	0	0	0	
		48002 - TRANSFER-IN2	0	0	0	0	
		48003 - TRANSFER-IN3	0	0	0	0	
		48004 - TRANSFER-IN4	0	0	0	0	
		48760 - TRN-A/D DRUG COURT	0	0	0	250,000	
		48765 - TRN-A/D NON DRUG M/CAL	0	0	0	0	
		48765P - TRN-S/D NON DRUG M/CAL	0	0	0	0	
		48770 - TRN-A/D DRUG M/CAL	0	0	0	0	
Total 48 - TRANSFER			0	0	0	250,000	
Total 0016 - ALCOHOL & DRUG FINANCING SOURCES			620,141	353,486	953,471	953,471	

SCHEDULE 6

Governmental Funds
Fiscal Year 2024-25

			2023-24		2024-25		Adopted by the Board of Supervisors
			Actual	Actual <input checked="" type="checkbox"/> Estimated <input type="checkbox"/>	Recommended		
Fund Name	Financing Source Category	Financing Source Account	2022-23 Actual				
1	2	3	4	5	6	7	
Special Revenue Funds (continued)							
0016 0016A - AD PROP 36							
45 - CHARGES FOR SERVICES							
		45272 - CLIENT FEES DRUG/ALCOHOL	0	0	0	0	
Total 45 - CHARGES FOR SERVICES			0	0	0	0	
Total 0016 0016A - A&D PROP 36 FINANCING SOURCES			0	0	0	0	
0017 0017C - SHERIFF CIVIL OPERATIONS							
43 - USE OF MONEY PROPERTY							
		43010 - INTEREST-INVESTED FUNDS	258	370	50	50	
Total 43 - USE OF MONEY & PROPERTY			258	370	50	50	
45 - CHARGES FOR SERVICES							
		45082 - S.O. CIVIL OPERATIONS	8,203	7,465	6,000	7,000	
Total 45 - CHARGES FOR SERVICES			8,203	7,465	6,000	7,000	
7 0017C - SHERIFF CIVIL OPERATIONS FINANCING SOURCES			8,461	7,835	6,050	7,050	
0017 0017F - SHRFF -ASSET FORFEITR EDU							
44 - STATE FEDERAL AID							
		44290 - STATE-OTHER	0	0	0	0	
		44358 - STATE - ASSET SEIZURE	0	0	0	0	
Total 44 - STATE & FEDERAL AID			0	0	0	0	
46 - OTHER REVENUE							
		46251 - REIMBURSEMENTS/REFUNDS	0	0	0	0	
Total 46 - OTHER REVENUE			0	0	0	0	
0017F - SHRFF -ASSET FORFEITR EDU FINANCING SOURCES			0	0	0	0	
0017 0017G - SHERIFF -GRANTS							
40 - TAX REVENUE							
		40020 - CURRENT UNSECURED TAXES	39,927	39,436	39,926	39,926	
Total 40 - TAX REVENUE			39,927	39,436	39,926	39,926	
43 - USE OF MONEY PROPERTY							
		43010 - INTEREST-INVESTED FUNDS	0	0	0	0	
Total 43 - USE OF MONEY & PROPERTY			0	0	0	0	
44 - STATE FEDERAL AID							
		44027 - STATE GRANT	0	0	0	0	
		44055 - STATE AID AB 443	0	0	0	0	

SCHEDULE 6

State Controller Schedule

Plumas County

Schedule 6

County Budget Act

Detail of Additional Financing Sources by Fund and Account

Page 6.36

Governmental Funds

Fiscal Year 2024-25

				2023-24		2024-25	
Financing			2022-23	Actual <input checked="" type="checkbox"/>	Adopted by the		
Fund Name	Source Category	Financing Source Account	Actual	Estimated <input type="checkbox"/>	Recommended	Board of Supervisors	
1	2	3	4	5	6	7	
Special Revenue Funds (continued)							
44 - STATE FEDERAL AID (continued)							
		44065 - STATE-TOBACCO GRANT	0	0	0	0	
		44079 - STATE- CORR AB109	0	0	0	0	
		44095 - RESIL ALLOC FOR PSPS 2019	0	0	0	0	
		44109 - STATE-AID OHV (LIC FEES)	48,439	27,382	23,000	23,000	
		44110 - STATE-OHV GRANT SHERIFF	34,892	20,268	28,486	19,628	
		44110P - STATE-OHV GRANT SHERIFF	0	25,071	0	8,858	
		44132 - STATE HOMELAND DEFENSE	87,184	7,300	271,907	222,343	
		44132P - STATE -HOME LAND DEF	0	0	0	46,394	
		44251 - STATE-CRT SEC AB 118	0	0	0	0	
		44260 - STATE-BOAT PATROL	267,417	123,193	132,511	132,511	
		44260P - STATE -BOAT PATROL	0	0	0	57,426	
		44263 - STATE-OCJP S.O. DC	0	0	0	0	
		44263P - STATE- OCJP SO DC	0	0	0	0	
		44290 - STATE-OTHER	29,982	0	55,000	55,000	
		44290P - STATE OTHER	0	0	0	0	
		44375 - STATE-CALOES HAZ MIT	0	0	0	0	
		44375P - STATE-CALOES HAZ MIT PY	0	0	0	0	
		44380 - STATE- EMPG/OES	318,326	0	0	0	
		44380P - STATE EMPG/OES	0	0	0	0	
		44393 - ST- SLESF & JUVNL JST	173,908	196,135	104,500	104,500	
		44393P - SLESF/JUV SLESF	0	0	0	0	
		44408 - FEDERAL STIMULUS (ARRA)	0	0	0	0	
		44416 - FEDERAL JAG GRANT	0	0	0	0	
		44416P - FEDERAL JAG GRANT	0	0	0	0	
		44500 - FEDL-LAW ENFORCEMENT	27,550	25,425	35,000	28,000	
		44520 - FEDL-OTHER & FAA	12,788	897	5,000	5,000	
		44520P - FEDL-OTHER & FAA	0	0	0	0	
Total 44 - STATE & FEDERAL AID			1,000,486	425,671	655,404	702,660	
45 - CHARGES FOR SERVICES							
		45040 - LEASE PAYMENT	0	11,215	29,000	29,000	
		45223 - ELECTRONIC MONITORING FEE	7,762	7,762	0	0	

SCHEDULE 6

State Controller Schedule

Plumas County

Schedule 6

County Budget Act

Detail of Additional Financing Sources by Fund and Account

Page 6.37

Governmental Funds

Fiscal Year 2024-25

				2023-24		2024-25	
				Actual	Actual <input checked="" type="checkbox"/>	Recommended	Adopted by the
Fund Name	Financing Source Category	Financing Source Account	2022-23 Actual	Estimated			Board of Supervisors
1	2	3	4	5		6	7
Special Revenue Funds (continued)							
45 - CHARGES FOR SERVICES (continued)							
		45510 - BAILIFF SERVICES	0	0		0	0
Total 45 - CHARGES FOR SERVICES			7,762	18,977		29,000	29,000
46 - OTHER REVENUE							
		46024 - OTHER - SERVICE PROVIDED	64,233	69,082		72,000	72,000
		46056 - MEDCOM - RADIO	0	42,000		18,000	18,000
		46070 - CNTRB FR OTHR AGENCY	21,957	26,362		902,000	902,000
		46070P - CONTRI OTHR AGENCY PRIOR	0	0		0	0
		46082 - SALE OF SURPLUS PROP	6,244	770		0	0
		46239 - DONATIONS	0	0		0	0
		46251 - REIMBURSEMENTS/REFUNDS	9,107	195,824		45,000	45,000
Total 46 - OTHER REVENUE			101,541	334,038		1,037,000	1,037,000
48 - TRANSFER							
		48000 - TRANSFER-IN	50,608	239,652		408,624	417,417
		48001 - TRANSFER-IN1	1,243	586		596	0
		48002 - TRANSFER-IN2	0	5,462		0	0
		48003 - TRANSFER-IN3	0	0		0	0
		48005 - TRANSFER-IN5	0	0		5,076	5,076
		48021 - TRF IN - ARPA FUNDS	0	120,297		351,274	351,274
		48079 - TRN-CCPIF AB109	534,685	568,117		632,308	632,308
		48100 - TRF IN DIASTER	0	0		0	0
		48143 - TSFR-CARES REALIGN BACKFILL	0	0		0	0
		48211 - CONTRI TRANS FR CO GEN	0	0		0	0
		48212 - CONTRI TRANS FR G.F.	0	0		0	0
		48700 - TRN-ST SO TRIAL CRT SEC	498,644	489,970		441,000	441,000
		48715 - TRN-SO SLESA	500,000	500,000		500,000	500,000
		48716 - TRN-SO CAL EMA	29,486	29,486		29,486	29,486
		49003 - PROCEEDS FROM LEASES	0	0		0	0
Total 48 - TRANSFER			1,614,666	1,953,570		2,368,364	2,376,561
Total 0017 0017G - SHERIFF -GRANTS FINANCING SOURCES			2,764,382	2,771,692		4,129,694	4,185,147

SCHEDULE 6

State Controller Schedule

Plumas County

Schedule 6

County Budget Act

Detail of Additional Financing Sources by Fund and Account

Page 6.38

Governmental Funds

Fiscal Year 2024-25

				Fiscal Year 2024-25		2024-25	
Financing			2022-23	2023-24	2024-25	Adopted by the	
Fund Name	Source Category	Financing Source Account	Actual	Actual <input checked="" type="checkbox"/> Estimated <input type="checkbox"/>	Recommended	Board of Supervisors	
1	2	3	4	5	6	7	
Special Revenue Funds (continued)							
0017 0017I - INMATE WELFARE FUND							
43 - USE OF MONEY PROPERTY							
		43010 - INTEREST-INVESTED FUNDS	1,362	2,018	50	50	
Total 43 - USE OF MONEY & PROPERTY			1,362	2,018	50	50	
46 - OTHER REVENUE							
		46018 - COMMISSARY	38,608	41,185	30,000	35,000	
		46055 - UNCLAIMED FUNDS	0	0	0	0	
		46239 - DONATIONS	0	0	0	0	
Total 46 - OTHER REVENUE			38,608	41,185	30,000	35,000	
48 - TRANSFER							
		48000 - TRANSFER-IN	4,215	1,622	2,253	8,676	
Total 48 - TRANSFER			4,215	1,622	2,253	8,676	
I 0017 0017I - INMATE WELFARE FUND FINANCING SOURCES			44,185	44,825	32,303	43,726	
0017 0017N - NARCOTICS FUND							
42 - FINES PENALTIES							
		42014 - ASSETS FORFEITURE	0	0	0	0	
Total 42 - FINES & PENALTIES			0	0	0	0	
43 - USE OF MONEY PROPERTY							
		43010 - INTEREST-INVESTED FUNDS	1,415	1,897	300	300	
		43998 - UNREALIZED GAINS/LOSSES	14,861	0	0	0	
Total 43 - USE OF MONEY & PROPERTY			16,276	1,897	300	300	
44 - STATE FEDERAL AID							
		44412 - FED-ASSET FORFEITURE	0	0	0	0	
Total 44 - STATE & FEDERAL AID			0	0	0	0	
46 - OTHER REVENUE							
		46082 - SALE OF SURPLUS PROP	0	0	0	0	
Total 46 - OTHER REVENUE			0	0	0	0	
Total 0017 0017N - NARCOTICS FUND FINANCING SOURCES			16,276	1,897	300	300	
0018 - DA - ADULT DRUG COURT							
43 - USE OF MONEY PROPERTY							
		43010 - INTEREST-INVESTED FUNDS	0	0	0	0	
		43998 - UNREALIZED GAINS/LOSSES	(113)	0	0	0	

SCHEDULE 6

State Controller Schedule

Plumas County

Schedule 6

County Budget Act

Detail of Additional Financing Sources by Fund and Account

Page 6.39

Governmental Funds

Fiscal Year 2024-25

Fiscal Year 2024-25					2024-25	
Financing			2022-23	2023-24	2024-25	Adopted by the
Fund Name	Source Category	Financing Source Account	Actual	Actual <input checked="" type="checkbox"/> Estimated <input type="checkbox"/>	Recommended	Board of Supervisors
1	2	3	4	5	6	7
Special Revenue Funds (continued)						
43 - USE OF MONEY PROPERTY (continued)						
Total 43 - USE OF MONEY & PROPERTY			(113)	0	0	0
44 - STATE FEDERAL AID						
44415 - FEDERAL - OTHER			155,735	55,952	0	0
Total 44 - STATE & FEDERAL AID			155,735	55,952	0	0
48 - TRANSFER						
48000 - TRANSFER-IN			0	0	0	0
Total 48 - TRANSFER			0	0	0	0
Total 0018 - DA - ADULT DRUG COURT FINANCING SOURCES			155,622	55,952	0	0
0019 - CARES ACT - COVID19						
43 - USE OF MONEY PROPERTY						
43010 - INTEREST-INVESTED FUNDS			1,474	2,032	0	0
43998 - UNREALIZED GAINS/LOSSES			563	0	0	0
Total 43 - USE OF MONEY & PROPERTY			2,037	2,032	0	0
44 - STATE FEDERAL AID						
44089 - SB89 COVID19 EMERG HMLESS			0	0	0	0
44143 - ST. AID REALIGN BACKFILL			0	0	0	0
44415 - FEDERAL - OTHER			0	0	0	0
Total 44 - STATE & FEDERAL AID			0	0	0	0
Total 0019 - CARES ACT - COVID19 FINANCING SOURCES			2,037	2,032	0	0
0021 - ARPA 2021						
43 - USE OF MONEY PROPERTY						
43010 - INTEREST-INVESTED FUNDS			50,471	46,825	0	0
43998 - UNREALIZED GAINS/LOSSES			10,965	0	0	0
Total 43 - USE OF MONEY & PROPERTY			61,436	46,825	0	0
44 - STATE FEDERAL AID						
44027 - STATE GRANT			1,826,520	0	0	0
Total 44 - STATE & FEDERAL AID			1,826,520	0	0	0
Total 0021 - ARPA 2021 FINANCING SOURCES			1,887,956	46,825	0	0
0022 - DISASTER RESPONSE FUND						
46 - OTHER REVENUE						
46060 - OTHER-MISCELLANEOUS			0	0	0	0

SCHEDULE 6

				Governmental Funds			
				Fiscal Year 2024-25			
						2024-25	
						Adopted by the	
						Board of	
						Supervisors	
Fund Name	Financing Source Category	Financing Source Account	2022-23 Actual	2023-24 Actual <input checked="" type="checkbox"/> Estimated <input type="checkbox"/>	2024-25 Recommended		
1	2	3	4	5	6	7	
Special Revenue Funds (continued)							
46 - OTHER REVENUE (continued)							
		46070 - CNTRB FR OTHR AGENCY	0	0	0	0	
		46251 - REIMBURSEMENTS/REFUNDS	73,510	0	0	0	
		46253 - REIMB - CO DISASTR RESPON	55,748	567,003	250,000	250,000	
Total 46 - OTHER REVENUE			129,258	567,003	250,000	250,000	
48 - TRANSFER							
		48000 - TRANSFER-IN	0	0	432,501	432,534	
Total 48 - TRANSFER			0	0	432,501	432,534	
Total 0022 - DISASTER RESPONSE FUND FINANCING SOURCES			129,258	567,003	682,501	682,534	
0023 - DISASTR RECOV OP CNTR DROC							
46 - OTHER REVENUE							
		46060 - OTHER-MISCELLANEOUS	0	0	0	0	
		46070 - CNTRB FR OTHR AGENCY	0	0	0	0	
		46251 - REIMBURSEMENTS/REFUNDS	0	0	0	0	
		46255 - DISASTER RESP INSUR REIMB	0	0	0	0	
Total 46 - OTHER REVENUE			0	0	0	0	
48 - TRANSFER							
		48000 - TRANSFER-IN	0	0	0	1,073	
Total 48 - TRANSFER			0	0	0	1,073	
23 - DISASTR RECOV OP CNTR DROC FINANCING SOURCES			0	0	0	1,073	
0025 - COUNTY LOCAL REV AB109							
43 - USE OF MONEY PROPERTY							
		43010 - INTEREST-INVESTED FUNDS	0	0	0	0	
		43998 - UNREALIZED GAINS/LOSSES	4,947	0	0	0	
Total 43 - USE OF MONEY & PROPERTY			4,947	0	0	0	
44 - STATE FEDERAL AID							
		44079 - STATE- CORR AB109	0	0	0	0	
		44079A - TRN-SO LOCAL COMM CORR	1,180,672	1,182,414	1,243,026	1,243,026	
		44143 - ST. AID REALIGN BACKFILL	0	0	0	0	
Total 44 - STATE & FEDERAL AID			1,180,672	1,182,414	1,243,026	1,243,026	
48 - TRANSFER							
		48143 - TSFR-CARES REALIGN BACKFILL	0	0	0	0	

SCHEDULE 6

State Controller Schedule

Plumas County

Schedule 6

County Budget Act

Detail of Additional Financing Sources by Fund and Account

Page 6.41

Governmental Funds

Fiscal Year 2024-25

				2023-24		2024-25	
Financing			2022-23	Actual <input checked="" type="checkbox"/>		Adopted by the	
Fund Name	Source Category	Financing Source Account	Actual	Estimated <input type="checkbox"/>	Recommended	Board of	
1	2	3	4	5	6	Supervisors	
7							
Special Revenue Funds (continued)							
48 - TRANSFER (continued)							
Total 48 - TRANSFER			0	0	0	0	
Total 0025 - COUNTY LOCAL REV AB109 FINANCING SOURCES			1,185,619	1,182,414	1,243,026	1,243,026	
0026 - LOCAL ASSISTANCE TCF							
43 - USE OF MONEY PROPERTY							
43010 - INTEREST-INVESTED FUNDS			53,665	198,860	0	0	
Total 43 - USE OF MONEY & PROPERTY			53,665	198,860	0	0	
44 - STATE FEDERAL AID							
44027 - STATE GRANT			0	0	0	0	
44415 - FEDERAL - OTHER			3,762,368	3,756,468	149,596	149,596	
Total 44 - STATE & FEDERAL AID			3,762,368	3,756,468	149,596	149,596	
48 - TRANSFER							
48000 - TRANSFER-IN			0	0	0	0	
Total 48 - TRANSFER			0	0	0	0	
Total 0026 - LOCAL ASSISTANCE & TCF FINANCING SOURCES			3,816,033	3,955,328	149,596	149,596	
0035 - CHILD SUPPORT							
43 - USE OF MONEY PROPERTY							
43010 - INTEREST-INVESTED FUNDS			10,785	13,705	0	0	
43998 - UNREALIZED GAINS/LOSSES			3,936	0	0	0	
Total 43 - USE OF MONEY & PROPERTY			14,721	13,705	0	0	
44 - STATE FEDERAL AID							
44170 - STATE-CHILD SUPPORT			199,037	273,296	323,640	290,072	
44411 - FED-CHILD SUPPORT			350,550	495,574	628,242	563,083	
Total 44 - STATE & FEDERAL AID			549,587	768,870	951,882	853,155	
48 - TRANSFER							
48000 - TRANSFER-IN			9,894	0	0	0	
48005 - TRANSFER-IN5			0	0	16,342	16,342	
Total 48 - TRANSFER			9,894	0	16,342	16,342	
Total 0035 - CHILD SUPPORT FINANCING SOURCES			574,202	782,575	968,224	869,497	
0037 - DNA PENALTY (PROP 69)							
42 - FINES PENALTIES							
42037 - DNA PENALTY (PROP 69)			4,377	0	4,200	2,200	

SCHEDULE 6

State Controller Schedule

Plumas County

Schedule 6

County Budget Act

Detail of Additional Financing Sources by Fund and Account

Page 6.42

Governmental Funds

Fiscal Year 2024-25

				Fiscal Year 2024-25		2024-25	
Financing			2022-23	2023-24	2024-25	Adopted by the	
Fund Name	Source Category	Financing Source Account	Actual	Actual <input checked="" type="checkbox"/> Estimated <input type="checkbox"/>	Recommended	Board of Supervisors	
1	2	3	4	5	6	7	
Special Revenue Funds (continued)							
42 - FINES PENALTIES (continued)							
Total 42 - FINES & PENALTIES			4,377	0	4,200	2,200	
43 - USE OF MONEY PROPERTY							
43010 - INTEREST-INVESTED FUNDS			548	788	50	50	
43998 - UNREALIZED GAINS/LOSSES			214	0	0	0	
Total 43 - USE OF MONEY & PROPERTY			762	788	50	50	
Total 0037 - DNA PENALTY (PROP 69) FINANCING SOURCES			5,139	788	4,250	2,250	
0046 - PROB GRANT DEPT(S)							
43 - USE OF MONEY PROPERTY							
43010 - INTEREST-INVESTED FUNDS			16,936	26,764	4,524	4,524	
43998 - UNREALIZED GAINS/LOSSES			14,746	0	0	0	
Total 43 - USE OF MONEY & PROPERTY			31,682	26,764	4,524	4,524	
44 - STATE FEDERAL AID							
44079 - STATE- CORR AB109			0	0	0	0	
44226 - STATE - DRUG COURT			0	0	0	0	
44290 - STATE-OTHER			0	0	0	0	
44340 - STATE-JUVENILE PREV.PROB.			0	0	0	0	
44340P - STATE JUVENILE PROV PROB			0	0	0	0	
44393 - ST- SLESF & JUVNL JST			297,065	132,574	100,000	100,000	
44393P - SLESF/JUV SLESF			0	0	0	0	
44408 - FEDERAL STIMULUS (ARRA)			0	0	0	0	
44408P - FEDERAL STIMULUS			0	0	0	0	
Total 44 - STATE & FEDERAL AID			297,065	132,574	100,000	100,000	
46 - OTHER REVENUE							
46251 - REIMBURSEMENTS/REFUNDS			0	0	0	0	
Total 46 - OTHER REVENUE			0	0	0	0	
48 - TRANSFER							
48010 - TRF FR AOD			0	0	0	0	
48079 - TRN-CCPIF AB109			311,002	0	266,484	266,484	
48143 - TSFR-CARES REALIGN BACKFILL			0	0	0	0	
48709 - TRN-PROB JJA YTH OFFNDR			138,113	133,522	117,000	117,000	
48709A - TRN-PROB JJA YTH OFFNDR			0	0	0	0	

SCHEDULE 6

State Controller Schedule

Plumas County

Schedule 6

County Budget Act

Detail of Additional Financing Sources by Fund and Account

Page 6.43

Governmental Funds

Fiscal Year 2024-25

Fiscal Year 2024-25						
Financing			2022-23	2023-24	2024-25	2024-25
Fund Name	Source Category	Financing Source Account	Actual	Actual <input checked="" type="checkbox"/> Estimated <input type="checkbox"/>	Recommended	Adopted by the Board of Supervisors
1	2	3	4	5	6	7
Special Revenue Funds (continued)						
48 - TRANSFER (continued)						
		48713 - TRN-JPA BASE ACCOUNT	124,357	41,452	0	0
		48714 - TRN-JPA GROWTH ACCOUNT	134,908	0	0	0
Total 48 - TRANSFER			708,380	174,974	383,484	383,484
Total 0046 - PROB GRANT DEPT(S) FINANCING SOURCES			1,037,127	334,312	488,008	488,008
0046 0046C - CRIMINAL LAB PENALTY						
42 - FINES PENALTIES						
		45823 - CIMINAL LAB PENALTY	0	0	0	0
Total 42 - FINES & PENALTIES			0	0	0	0
43 - USE OF MONEY PROPERTY						
		43010 - INTEREST-INVESTED FUNDS	404	588	0	0
Total 43 - USE OF MONEY & PROPERTY			404	588	0	0
45 - CHARGES FOR SERVICES						
		45823 - CIMINAL LAB PENALTY	1,114	795	0	0
Total 45 - CHARGES FOR SERVICES			1,114	795	0	0
0046 0046C - CRIMINAL LAB PENALTY FINANCING SOURCES			1,518	1,383	0	0
0046 0046D - PROB-DIV JUV						
43 - USE OF MONEY PROPERTY						
		43010 - INTEREST-INVESTED FUNDS	10,275	21,779	20,000	20,000
Total 43 - USE OF MONEY & PROPERTY			10,275	21,779	20,000	20,000
44 - STATE FEDERAL AID						
		44054 - ST-OPIOID SETTLEMENT	0	0	0	0
		44204 - JUV JUSTICE REALIN BLCOK GRANT	0	0	0	0
		44205 - JUV JUST DATA COLL	0	42,909	0	0
		44719 - ST-YTH PROGRAM FCL	0	47,086	0	0
Total 44 - STATE & FEDERAL AID			0	89,995	0	0
48 - TRANSFER						
		48711 - TRANSFER-IN JUV JUST	250,000	250,000	250,000	250,000
Total 48 - TRANSFER			250,000	250,000	250,000	250,000
Total 0046 0046D - PROB-DIV JUV FINANCING SOURCES			260,275	361,774	270,000	270,000

SCHEDULE 6

Governmental Funds
Fiscal Year 2024-25

			2023-24		2024-25		2024-25	
			2022-23	Actual <input checked="" type="checkbox"/>			Adopted by the	
			Actual	Estimated <input type="checkbox"/>	Recommended		Board of	
Fund Name	Financing Source Category	Financing Source Account	4	5	6		Supervisors	
1	2	3					7	
Special Revenue Funds (continued)								
0046 0046P - PROB-PRETRIAL								
43 - USE OF MONEY PROPERTY								
		43010 - INTEREST-INVESTED FUNDS	367	431	0		0	
Total 43 - USE OF MONEY & PROPERTY			367	431	0		0	
44 - STATE FEDERAL AID								
		44290 - STATE-OTHER	41,756	0	0		0	
Total 44 - STATE & FEDERAL AID			41,756	0	0		0	
48 - TRANSFER								
		48000 - TRANSFER-IN	0	44,915	0		0	
		48708 - PROB PRETRIAL-TRF IN	0	84,827	140,000		140,000	
Total 48 - TRANSFER			0	129,742	140,000		140,000	
Total 0046 0046P - PROB-PRETRIAL FINANCING SOURCES			42,123	130,173	140,000		140,000	
0046 0046R - PROB-ADULT HIGH RISK								
43 - USE OF MONEY PROPERTY								
		43010 - INTEREST-INVESTED FUNDS	22,792	31,621	3,456		3,456	
Total 43 - USE OF MONEY & PROPERTY			22,792	31,621	3,456		3,456	
44 - STATE FEDERAL AID								
		44009 - STATE- SB678 PROB	442,681	332,011	200,000		418,334	
		44009P - STATE SB678 PROB	0	0	0		0	
		44290 - STATE-OTHER	10,250	10,250	0		0	
Total 44 - STATE & FEDERAL AID			452,931	342,261	200,000		418,334	
46 - OTHER REVENUE								
		46251 - REIMBURSEMENTS/REFUNDS	0	0	0		0	
Total 46 - OTHER REVENUE			0	0	0		0	
0046 0046R - PROB-ADULT HIGH RISK FINANCING SOURCES			475,723	373,882	203,456		421,790	
0047 - PLAN - DWR DACTI								
43 - USE OF MONEY PROPERTY								
		43010 - INTEREST-INVESTED FUNDS	0	1	0		0	
		43998 - UNREALIZED GAINS/LOSSES	0	0	0		0	
Total 43 - USE OF MONEY & PROPERTY			0	1	0		0	
44 - STATE FEDERAL AID								
		44027 - STATE GRANT	0	0	0		0	

SCHEDULE 6

State Controller Schedule

Plumas County

Schedule 6

County Budget Act

Detail of Additional Financing Sources by Fund and Account

Page 6.45

Governmental Funds

Fiscal Year 2024-25

				2023-24		2024-25	
Financing			2022-23	Actual <input checked="" type="checkbox"/>		Adopted by the	
Fund Name	Source Category	Financing Source Account	Actual	Estimated <input type="checkbox"/>	Recommended	Board of	
1	2	3	4	5	6	Supervisors	
Special Revenue Funds (continued)							7
44 - STATE FEDERAL AID (continued)							
Total 44 - STATE & FEDERAL AID			0	0	0	0	
Total 0047 - PLAN - DWR DACTI FINANCING SOURCES			0	1	0	0	
0048 - Plan Prop 1 IRWM							
43 - USE OF MONEY PROPERTY							
43010 - INTEREST-INVESTED FUNDS			6,083	5,956	0	0	
43998 - UNREALIZED GAINS/LOSSES			3,595	0	0	0	
Total 43 - USE OF MONEY & PROPERTY			9,678	5,956	0	0	
44 - STATE FEDERAL AID							
44027 - STATE GRANT			7,345	834,505	14,758	120,137	
Total 44 - STATE & FEDERAL AID			7,345	834,505	14,758	120,137	
48 - TRANSFER							
48000 - TRANSFER-IN			0	0	0	0	
Total 48 - TRANSFER			0	0	0	0	
Total 0048 - Plan Prop 1 IRWM FINANCING SOURCES			17,023	840,461	14,758	120,137	
0049 - PLAN GRANT-DWR/SGM							
43 - USE OF MONEY PROPERTY							
43010 - INTEREST-INVESTED FUNDS			48	5	0	0	
43998 - UNREALIZED GAINS/LOSSES			1	0	0	0	
Total 43 - USE OF MONEY & PROPERTY			49	5	0	0	
44 - STATE FEDERAL AID							
44027 - STATE GRANT			10,163	4,334	0	0	
Total 44 - STATE & FEDERAL AID			10,163	4,334	0	0	
48 - TRANSFER							
48000 - TRANSFER-IN			0	0	0	0	
Total 48 - TRANSFER			0	0	0	0	
Total 0049 - PLAN GRANT-DWR/SGM FINANCING SOURCES			10,212	4,339	0	0	
0050 - PLAN GRANT - SB2							
43 - USE OF MONEY PROPERTY							
43010 - INTEREST-INVESTED FUNDS			0	(143)	0	0	
Total 43 - USE OF MONEY & PROPERTY			0	(143)	0	0	

SCHEDULE 6

			Governmental Funds Fiscal Year 2024-25		2024-25 Adopted by the Board of Supervisors	
Fund Name	Financing Source Category	Financing Source Account	2022-23 Actual	2023-24 Actual <input checked="" type="checkbox"/> Estimated <input type="checkbox"/>	2024-25 Recommended	
1	2	3	4	5	6	7
Special Revenue Funds (continued)						
44 - STATE FEDERAL AID						
		44027 - STATE GRANT	0	160,000	0	0
		44028 - STATE GRANT REVENUE	0	0	65,000	65,000
		44029 - STATE GRANT REV	0	0	121,517	121,517
Total 44 - STATE & FEDERAL AID			0	160,000	186,517	186,517
Total 0050 - PLAN GRANT - SB2 FINANCING SOURCES			0	159,857	186,517	186,517
0052 - PLAN - HHAP GRANT						
43 - USE OF MONEY PROPERTY						
		43010 - INTEREST-INVESTED FUNDS	1,663	2,292	0	0
		43998 - UNREALIZED GAINS/LOSSES	644	0	0	0
Total 43 - USE OF MONEY & PROPERTY			2,307	2,292	0	0
44 - STATE FEDERAL AID						
		44027 - STATE GRANT	0	0	0	0
		44028 - STATE GRANT REVENUE	0	0	0	0
Total 44 - STATE & FEDERAL AID			0	0	0	0
Total 0052 - PLAN - HHAP GRANT FINANCING SOURCES			2,307	2,292	0	0
0053 - TOBACCO SETTLEMENT FUND						
43 - USE OF MONEY PROPERTY						
		43010 - INTEREST-INVESTED FUNDS	19,159	30,753	0	0
		43998 - UNREALIZED GAINS/LOSSES	6,983	0	0	0
Total 43 - USE OF MONEY & PROPERTY			26,142	30,753	0	0
44 - STATE FEDERAL AID						
		44365 - ST- TOBACCO SETTLMNT	193,061	172,174	200,000	200,000
Total 44 - STATE & FEDERAL AID			193,061	172,174	200,000	200,000
48 - TRANSFER						
		48000 - TRANSFER-IN	0	0	0	0
Total 48 - TRANSFER			0	0	0	0
0053 - TOBACCO SETTLEMENT FUND FINANCING SOURCES			219,203	202,927	200,000	200,000
0054 - OPIOID SETTLEMENT FUND						
43 - USE OF MONEY PROPERTY						
		43010 - INTEREST-INVESTED FUNDS	6,410	19,896	0	0
Total 43 - USE OF MONEY & PROPERTY			6,410	19,896	0	0

SCHEDULE 6

Governmental Funds

Fiscal Year 2024-25

				Fiscal Year 2024-25		2024-25	
Financing			2022-23	2023-24	2024-25	Adopted by the	
Fund Name	Source Category	Financing Source Account	Actual	Actual <input checked="" type="checkbox"/> Estimated <input type="checkbox"/>	Recommended	Board of	
1	2	3	4	5	6	Supervisors	
7							
Special Revenue Funds (continued)							
44 - STATE FEDERAL AID							
		44054 - ST-OPIOID SETTLEMENT	465,336	208,480	313,535	313,535	
Total 44 - STATE & FEDERAL AID			465,336	208,480	313,535	313,535	
48 - TRANSFER							
		48000 - TRANSFER-IN	0	0	0	0	
Total 48 - TRANSFER			0	0	0	0	
Total 0054 - OPIOID SETTLEMENT FUND FINANCING SOURCES			471,746	228,376	313,535	313,535	
0054 00541 - NATIONAL OPIOID ABATEMENT TRUS							
43 - USE OF MONEY PROPERTY							
		43010 - INTEREST-INVESTED FUNDS	0	0	0	0	
Total 43 - USE OF MONEY & PROPERTY			0	0	0	0	
44 - STATE FEDERAL AID							
		44054 - ST-OPIOID SETTLEMENT	0	0	0	0	
Total 44 - STATE & FEDERAL AID			0	0	0	0	
48 - TRANSFER							
		48000 - TRANSFER-IN	0	0	0	0	
Total 48 - TRANSFER			0	0	0	0	
NATIONAL OPIOID ABATEMENT TRUS FINANCING SOURCES			0	0	0	0	
0054 00542 - DISTRIBUTOR-SUBDIVISION							
43 - USE OF MONEY PROPERTY							
		43010 - INTEREST-INVESTED FUNDS	0	0	0	0	
Total 43 - USE OF MONEY & PROPERTY			0	0	0	0	
44 - STATE FEDERAL AID							
		44054 - ST-OPIOID SETTLEMENT	0	0	0	0	
Total 44 - STATE & FEDERAL AID			0	0	0	0	
48 - TRANSFER							
		48000 - TRANSFER-IN	0	0	0	0	
Total 48 - TRANSFER			0	0	0	0	
54 00542 - DISTRIBUTOR-SUBDIVISION FINANCING SOURCES			0	0	0	0	
0054 00543 - DISTRIBUTOR-ABATEMENT							
43 - USE OF MONEY PROPERTY							
		43010 - INTEREST-INVESTED FUNDS	0	0	0	0	

SCHEDULE 6

Governmental Funds
Fiscal Year 2024-25

				Fiscal Year 2024-25		2024-25	
Financing				2022-23	2023-24	2024-25	Adopted by the
Fund Name	Source Category	Financing Source Account		Actual	Actual <input checked="" type="checkbox"/> Estimated <input type="checkbox"/>	Recommended	Board of
1	2	3		4	5	6	Supervisors
7							
Special Revenue Funds (continued)							
43 - USE OF MONEY PROPERTY (continued)							
Total 43 - USE OF MONEY & PROPERTY				0	0	0	0
44 - STATE FEDERAL AID							
44054 - ST-OPIOID SETTLEMENT				0	68,667	0	0
Total 44 - STATE & FEDERAL AID				0	68,667	0	0
48 - TRANSFER							
48000 - TRANSFER-IN				0	0	0	0
Total 48 - TRANSFER				0	0	0	0
54 00543 - DISTRIBUTOR-ABATEMENT FINANCING SOURCES				0	68,667	0	0
0054 00544 - JANSSEN-SUBDIVISION							
43 - USE OF MONEY PROPERTY							
43010 - INTEREST-INVESTED FUNDS				0	0	0	0
Total 43 - USE OF MONEY & PROPERTY				0	0	0	0
44 - STATE FEDERAL AID							
44054 - ST-OPIOID SETTLEMENT				0	0	0	0
Total 44 - STATE & FEDERAL AID				0	0	0	0
48 - TRANSFER							
48000 - TRANSFER-IN				0	0	0	0
Total 48 - TRANSFER				0	0	0	0
al 0054 00544 - JANSSEN-SUBDIVISION FINANCING SOURCES				0	0	0	0
0054 00545 - JANSSEN-ABATEMENT							
43 - USE OF MONEY PROPERTY							
43010 - INTEREST-INVESTED FUNDS				0	0	0	0
Total 43 - USE OF MONEY & PROPERTY				0	0	0	0
44 - STATE FEDERAL AID							
44054 - ST-OPIOID SETTLEMENT				0	0	0	0
Total 44 - STATE & FEDERAL AID				0	0	0	0
48 - TRANSFER							
48000 - TRANSFER-IN				0	0	0	0
Total 48 - TRANSFER				0	0	0	0
al 0054 00545 - JANSSEN-ABATEMENT FINANCING SOURCES				0	0	0	0

SCHEDULE 6

Governmental Funds Fiscal Year 2024-25					2024-25 Adopted by the Board of Supervisors	
Fund Name	Financing Source Category	Financing Source Account	2022-23 Actual	2023-24 Actual <input checked="" type="checkbox"/> Estimated <input type="checkbox"/>	2024-25 Recommended	
1	2	3	4	5	6	7
Special Revenue Funds (continued)						
0055 - PGE SETTLEMENT						
43 - USE OF MONEY PROPERTY						
		43010 - INTEREST-INVESTED FUNDS	0	314,324	0	0
Total 43 - USE OF MONEY & PROPERTY			0	314,324	0	0
44 - STATE FEDERAL AID						
		44054 - ST-OPIOID SETTLEMENT	0	82,704	0	0
Total 44 - STATE & FEDERAL AID			0	82,704	0	0
46 - OTHER REVENUE						
		46612 - PGE SETTLEMENT-REVENUE	10,302,851	0	0	0
Total 46 - OTHER REVENUE			10,302,851	0	0	0
48 - TRANSFER						
		48000 - TRANSFER-IN	0	0	0	0
Total 48 - TRANSFER			0	0	0	0
Total 0055 - PG&E SETTLEMENT FINANCING SOURCES			10,302,851	397,028	0	0
0056 - DIXIE FIRE INSURANCE						
43 - USE OF MONEY PROPERTY						
		43010 - INTEREST-INVESTED FUNDS	0	4,646	0	0
Total 43 - USE OF MONEY & PROPERTY			0	4,646	0	0
Total 0056 - DIXIE FIRE INSURANCE FINANCING SOURCES			0	4,646	0	0
0056 00561 - DIXIE-TRIDENL						
46 - OTHER REVENUE						
		46613 - DIXIE FIRE INSURANCE	0	1,761,763	0	0
Total 46 - OTHER REVENUE			0	1,761,763	0	0
Total 0056 00561 - DIXIE-TRIDENL FINANCING SOURCES			0	1,761,763	0	0
0057 - SW GRANTS (PW)						
43 - USE OF MONEY PROPERTY						
		43010 - INTEREST-INVESTED FUNDS	949	1,037	0	0
		43998 - UNREALIZED GAINS/LOSSES	443	0	0	0
Total 43 - USE OF MONEY & PROPERTY			1,392	1,037	0	0
44 - STATE FEDERAL AID						
		44279 - STATE BOTTLE GRANT SW	0	0	0	0
		44279P - ST--BOTTLE GRANT	0	0	0	0

SCHEDULE 6

State Controller Schedule

Plumas County

Schedule 6

County Budget Act

Detail of Additional Financing Sources by Fund and Account

Page 6.50

Governmental Funds

Fiscal Year 2024-25

Fiscal Year 2024-25					2024-25	
Financing			2022-23	2023-24	2024-25	Adopted by the
Fund Name	Source Category	Financing Source Account	Actual	Actual <input checked="" type="checkbox"/> Estimated <input type="checkbox"/>	Recommended	Board of Supervisors
1	2	3	4	5	6	7
Special Revenue Funds (continued)						
44 - STATE FEDERAL AID (continued)						
		44356 - ST. OIL RECYCLE GRANT/HHW	0	0	0	0
		44356P - ST. OIL RECYCLE GRANT/HHW	0	0	0	0
Total 44 - STATE & FEDERAL AID			0	0	0	0
46 - OTHER REVENUE						
		46253 - REIMB - CO DISASTR RESPONS	366	0	0	0
Total 46 - OTHER REVENUE			366	0	0	0
Total 0057 - SW GRANTS (PW) FINANCING SOURCES			1,758	1,037	0	0
0058 - CDBG CARES ACT CV-2-3						
43 - USE OF MONEY PROPERTY						
		43010 - INTEREST-INVESTED FUNDS	0	(1,855)	0	0
Total 43 - USE OF MONEY & PROPERTY			0	(1,855)	0	0
44 - STATE FEDERAL AID						
		44027 - STATE GRANT	2,043	105,240	16,717	30,794
		44028 - STATE GRANT REVENUE	16,154	328,982	152,729	170,104
Total 44 - STATE & FEDERAL AID			18,197	434,222	169,446	200,898
Total 0058 - CDBG CARES ACT CV-2-3 FINANCING SOURCES			18,197	432,367	169,446	200,898
0059 - CDBG ANNUAL ED						
43 - USE OF MONEY PROPERTY						
		43010 - INTEREST-INVESTED FUNDS	0	(689)	0	0
Total 43 - USE OF MONEY & PROPERTY			0	(689)	0	0
44 - STATE FEDERAL AID						
		44027 - STATE GRANT	(14,939)	19,184	243,555	242,728
		44028 - STATE GRANT REVENUE	0	5,788	737,212	733,442
		44029 - STATE GRANT REV	0	0	0	0
Total 44 - STATE & FEDERAL AID			(14,939)	24,972	980,767	976,170
Total 0059 - CDBG ANNUAL ED FINANCING SOURCES			(14,939)	24,283	980,767	976,170
0062 - RECORDERS FUND						
43 - USE OF MONEY PROPERTY						
		43010 - INTEREST-INVESTED FUNDS	1,855	2,357	650	650
		43998 - UNREALIZED GAINS/LOSSES	3,943	0	0	0
Total 43 - USE OF MONEY & PROPERTY			5,798	2,357	650	650

SCHEDULE 6

			Governmental Funds		2024-25	
			Fiscal Year 2024-25		Adopted by the	
			2022-23	2023-24	2024-25	Board of
			Actual	Actual <input checked="" type="checkbox"/>	Recommended	Supervisors
Fund Name	Financing Source Category	Financing Source Account		Estimated <input type="checkbox"/>		
1	2	3	4	5	6	7
Special Revenue Funds (continued)						
45 - CHARGES FOR SERVICES						
		45132 - HLTH. VRIP H & S 10605.3	685	718	1,700	1,700
		45166 - SS TRUNCATION FEE	71	132	0	0
Total 45 - CHARGES FOR SERVICES			756	850	1,700	1,700
Total 0062 - RECORDERS FUND FINANCING SOURCES			6,554	3,207	2,350	2,350
0062 0062M - RECORDER MICROGRAPHICS						
43 - USE OF MONEY PROPERTY						
		43010 - INTEREST-INVESTED FUNDS	3,316	4,695	1,000	1,000
Total 43 - USE OF MONEY & PROPERTY			3,316	4,695	1,000	1,000
45 - CHARGES FOR SERVICES						
		45130 - RECORDING FEES	5,871	6,002	7,000	7,000
Total 45 - CHARGES FOR SERVICES			5,871	6,002	7,000	7,000
0062M - RECORDER MICROGRAPHICS FINANCING SOURCES			9,187	10,697	8,000	8,000
0062 0062O - RECORDER'S OFFICE MODERN						
43 - USE OF MONEY PROPERTY						
		43010 - INTEREST-INVESTED FUNDS	4,987	6,888	2,500	2,500
Total 43 - USE OF MONEY & PROPERTY			4,987	6,888	2,500	2,500
45 - CHARGES FOR SERVICES						
		45130 - RECORDING FEES	6,032	6,461	25,000	25,000
Total 45 - CHARGES FOR SERVICES			6,032	6,461	25,000	25,000
46 - OTHER REVENUE						
		46251 - REIMBURSEMENTS/REFUNDS	0	0	0	0
Total 46 - OTHER REVENUE			0	0	0	0
48 - TRANSFER						
		48000 - TRANSFER-IN	0	0	0	0
		48007 - TSF-IN CRF REIMB	0	0	0	0
Total 48 - TRANSFER			0	0	0	0
062O - RECORDER'S OFFICE MODERN FINANCING SOURCES			11,019	13,349	27,500	27,500
0063 - ANIMAL CONT. SPAY/NEUTER						
42 - FINES PENALTIES						
		45024 - ANIMAL CNTRL FEES & FINES	0	0	0	0
Total 42 - FINES & PENALTIES			0	0	0	0

SCHEDULE 6

State Controller Schedule

Plumas County

Schedule 6

County Budget Act

Detail of Additional Financing Sources by Fund and Account

Page 6.52

Governmental Funds

Fiscal Year 2024-25

Fiscal Year 2024-25					2024-25	
Financing			2022-23	2023-24	2024-25	Adopted by the
Fund Name	Source Category	Financing Source Account	Actual	Actual <input checked="" type="checkbox"/> Estimated <input type="checkbox"/>	Recommended	Board of Supervisors
1	2	3	4	5	6	7
Special Revenue Funds (continued)						
43 - USE OF MONEY PROPERTY						
		43010 - INTEREST-INVESTED FUNDS	1,313	2,539	50	50
		43998 - UNREALIZED GAINS/LOSSES	69	0	0	0
Total 43 - USE OF MONEY & PROPERTY			1,382	2,539	50	50
44 - STATE FEDERAL AID						
		44290 - STATE-OTHER	180,000	0	180,000	150,000
Total 44 - STATE & FEDERAL AID			180,000	0	180,000	150,000
45 - CHARGES FOR SERVICES						
		45024 - ANIMAL CNTRL FEES & FINES	949	413	500	500
Total 45 - CHARGES FOR SERVICES			949	413	500	500
46 - OTHER REVENUE						
		46239 - DONATIONS	348	7,496	32,800	32,800
		46259 - FORFEITED DEPOSIT	1,450	1,250	150	150
Total 46 - OTHER REVENUE			1,798	8,746	32,950	32,950
48 - TRANSFER						
		48211 - CONTRI TRANS FR CO GEN	0	0	0	0
Total 48 - TRANSFER			0	0	0	0
I 0063 - ANIMAL CONT. SPAY/NEUTER FINANCING SOURCES			184,129	11,698	213,500	183,500
0064 - DOMESTIC VIOL ASSISTANCE						
41 - LICENSES PERMITS						
		41055 - MARRIAGE LICENSE	3,509	2,829	2,500	2,500
Total 41 - LICENSES & PERMITS			3,509	2,829	2,500	2,500
43 - USE OF MONEY PROPERTY						
		43010 - INTEREST-INVESTED FUNDS	331	501	0	0
		43998 - UNREALIZED GAINS/LOSSES	123	0	0	0
Total 43 - USE OF MONEY & PROPERTY			454	501	0	0
I 0064 - DOMESTIC VIOL ASSISTANCE FINANCING SOURCES			3,963	3,330	2,500	2,500
0065 - ERDS						
43 - USE OF MONEY PROPERTY						
		43010 - INTEREST-INVESTED FUNDS	868	1,323	0	0
		43998 - UNREALIZED GAINS/LOSSES	305	0	0	0
Total 43 - USE OF MONEY & PROPERTY			1,173	1,323	0	0

SCHEDULE 6

State Controller Schedule

Plumas County

Schedule 6

County Budget Act

Detail of Additional Financing Sources by Fund and Account

Page 6.53

Governmental Funds

Fiscal Year 2024-25

Fiscal Year 2024-25					2024-25	
Financing			2022-23	2023-24	2024-25	Adopted by the
Fund Name	Source Category	Financing Source Account	Actual	Actual <input checked="" type="checkbox"/> Estimated <input type="checkbox"/>	Recommended	Board of Supervisors
1	2	3	4	5	6	7
Special Revenue Funds (continued)						
45 - CHARGES FOR SERVICES						
		45165 - ERDS RECORDING FEE	5,517	5,605	12,000	12,000
Total 45 - CHARGES FOR SERVICES			5,517	5,605	12,000	12,000
46 - OTHER REVENUE						
		46060 - OTHER-MISCELLANEOUS	0	0	0	0
Total 46 - OTHER REVENUE			0	0	0	0
Total 0065 - ERDS FINANCING SOURCES			6,690	6,928	12,000	12,000
0067 - HAVA - ELECTIONS						
43 - USE OF MONEY PROPERTY						
		43010 - INTEREST-INVESTED FUNDS	1,097	1,402	1,000	1,000
		43998 - UNREALIZED GAINS/LOSSES	427	0	0	0
Total 43 - USE OF MONEY & PROPERTY			1,524	1,402	1,000	1,000
Total 0067 - HAVA - ELECTIONS FINANCING SOURCES			1,524	1,402	1,000	1,000
0070 - PCCDC PILT CDBG						
43 - USE OF MONEY PROPERTY						
		43010 - INTEREST-INVESTED FUNDS	139	192	0	0
		43998 - UNREALIZED GAINS/LOSSES	54	0	0	0
Total 43 - USE OF MONEY & PROPERTY			193	192	0	0
44 - STATE FEDERAL AID						
		44290 - STATE-OTHER	0	0	0	0
Total 44 - STATE & FEDERAL AID			0	0	0	0
46 - OTHER REVENUE						
		46070 - CNTRB FR OTHR AGENCY	0	0	0	0
Total 46 - OTHER REVENUE			0	0	0	0
48 - TRANSFER						
		48000 - TRANSFER-IN	0	0	0	0
		48211 - CONTRI TRANS FR CO GEN	0	0	0	0
Total 48 - TRANSFER			0	0	0	0
Total 0070 - PCCDC PILT CDBG FINANCING SOURCES			193	192	0	0
00D1 - ASSET FORFEITURE						
42 - FINES PENALTIES						
		42014 - ASSETS FORFEITURE	0	0	0	0

SCHEDULE 6

			Governmental Funds		2024-25	
			Fiscal Year 2024-25		Adopted by the	
			2022-23	2023-24	2024-25	2024-25
			Actual	Actual <input checked="" type="checkbox"/>	Recommended	Board of
Fund Name	Financing Source Category	Financing Source Account	4	Estimated <input type="checkbox"/>	5	Supervisors
1	2	3			6	7
Special Revenue Funds (continued)						
42 - FINES PENALTIES (continued)						
Total 42 - FINES & PENALTIES			0	0	0	0
43 - USE OF MONEY PROPERTY						
43010 - INTEREST-INVESTED FUNDS			354	487	0	0
43998 - UNREALIZED GAINS/LOSSES			137	0	0	0
Total 43 - USE OF MONEY & PROPERTY			491	487	0	0
48 - TRANSFER						
48000 - TRANSFER-IN			0	0	0	0
Total 48 - TRANSFER			0	0	0	0
Total 00D1 - ASSET FORFEITURE FINANCING SOURCES			491	487	0	0
00D2 - ENVIRONMENTAL SETTLEMENT						
43 - USE OF MONEY PROPERTY						
43010 - INTEREST-INVESTED FUNDS			4,011	9,663	0	0
43998 - UNREALIZED GAINS/LOSSES			237	0	0	0
Total 43 - USE OF MONEY & PROPERTY			4,248	9,663	0	0
46 - OTHER REVENUE						
46611 - REVENUE FROM SETTLEMENTS			208,799	200,000	200,000	200,000
Total 46 - OTHER REVENUE			208,799	200,000	200,000	200,000
48 - TRANSFER						
48000 - TRANSFER-IN			0	0	0	0
Total 48 - TRANSFER			0	0	0	0
00D2 - ENVIRONMENTAL SETTLEMENT FINANCING SOURCES			213,047	209,663	200,000	200,000
0308 - DA-RE-ENTRY PROGRAM						
44 - STATE FEDERAL AID						
44027 - STATE GRANT			0	0	0	0
Total 44 - STATE & FEDERAL AID			0	0	0	0
Total 0308 - DA-RE-ENTRY PROGRAM FINANCING SOURCES			0	0	0	0
0309 - DA Alt Sentencing						
44 - STATE FEDERAL AID						
44290 - STATE-OTHER			0	0	0	0
44290P - STATE OTHER			0	0	0	0
Total 44 - STATE & FEDERAL AID			0	0	0	0

SCHEDULE 6

State Controller Schedule

Plumas County

Schedule 6

County Budget Act

Detail of Additional Financing Sources by Fund and Account

Page 6.55

Governmental Funds

Fiscal Year 2024-25

Fiscal Year 2024-25					2024-25	
Financing			2022-23	2023-24	2024-25	Adopted by the
Fund Name	Source Category	Financing Source Account	Actual	Actual <input checked="" type="checkbox"/> Estimated <input type="checkbox"/>	Recommended	Board of Supervisors
1	2	3	4	5	6	7
Special Revenue Funds (continued)						
48 - TRANSFER						
		48001 - TRANSFER-IN1	0	0	12,000	12,000
		48079 - TRN-CCPIF AB109	0	0	376,753	376,753
		48211 - CONTRI TRANS FR CO GEN	0	0	0	10,527
Total 48 - TRANSFER			0	0	388,753	399,280
Total 0309 - DA Alt Sentencing FINANCING SOURCES			0	0	388,753	399,280
Total Special Revenue Funds FINANCING SOURCES			131,703,878	109,493,279	108,909,988	115,092,571
Capital Projects Funds (continued)						
0093 - CRIMINAL JUS. CONST. FUND						
42 - FINES PENALTIES						
		42040 - OTHER COURT FINES	43,925	46,706	40,000	40,000
Total 42 - FINES & PENALTIES			43,925	46,706	40,000	40,000
43 - USE OF MONEY PROPERTY						
		43010 - INTEREST-INVESTED FUNDS	2,906	2,776	250	1,000
		43998 - UNREALIZED GAINS/LOSSES	1,617	0	0	0
Total 43 - USE OF MONEY & PROPERTY			4,523	2,776	250	1,000
46 - OTHER REVENUE						
		46251 - REIMBURSEMENTS/REFUNDS	0	333,412	0	0
Total 46 - OTHER REVENUE			0	333,412	0	0
Total 0093 - CRIMINAL JUS. CONST. FUND FINANCING SOURCES			48,448	382,894	40,250	41,000
Total Capital Projects Funds FINANCING SOURCES			131,752,326	109,876,173	108,950,238	115,133,571
Debt Service Funds (continued)						
0096 - CAPITAL IMPROVEMENTS						
43 - USE OF MONEY PROPERTY						
		43010 - INTEREST-INVESTED FUNDS	0	0	0	0
		43998 - UNREALIZED GAINS/LOSSES	28,405	0	0	0
Total 43 - USE OF MONEY & PROPERTY			28,405	0	0	0
44 - STATE FEDERAL AID						
		44365 - ST- TOBACCO SETTLMNT	0	0	0	0
Total 44 - STATE & FEDERAL AID			0	0	0	0
48 - TRANSFER						
		48000 - TRANSFER-IN	0	0	200,000	200,000

SCHEDULE 6

Governmental Funds
Fiscal Year 2024-25

			2023-24		2024-25	
			Actual	Actual <input checked="" type="checkbox"/>	Recommended	Adopted by the Board of Supervisors
Fund Name	Financing Source Category	Financing Source Account	2022-23 Actual	Estimated		
1	2	3	4	5	6	7
Debt Service Funds (continued)						
48 - TRANSFER (continued)						
		48001 - TRANSFER-IN1	0	0	965,166	1,692,975
		48002 - TRANSFER-IN2	966,197	1,566,197	0	0
Total 48 - TRANSFER			966,197	1,566,197	1,165,166	1,892,975
Total 0096 - CAPITAL IMPROVEMENTS FINANCING SOURCES			994,602	1,566,197	1,165,166	1,892,975
0096 0096J - CAPITAL IMP JAIL						
39 - CONTROLS						
		49002 - Proceeds from Loan	0	0	0	0
Total 39 - CONTROLS			0	0	0	0
43 - USE OF MONEY PROPERTY						
		43010 - INTEREST-INVESTED FUNDS	80,606	80,884	0	0
Total 43 - USE OF MONEY & PROPERTY			80,606	80,884	0	0
44 - STATE FEDERAL AID						
		44290 - STATE-OTHER	7,260,271	11,731,894	0	1,371,069
		44290P - STATE OTHER	0	0	5,000,000	0
Total 44 - STATE & FEDERAL AID			7,260,271	11,731,894	5,000,000	1,371,069
46 - OTHER REVENUE						
		46070 - CNTRB FR OTHR AGENCY	0	0	0	0
Total 46 - OTHER REVENUE			0	0	0	0
48 - TRANSFER						
		48000 - TRANSFER-IN	0	0	0	100,000
		48001 - TRANSFER-IN1	0	0	0	0
		48002 - TRANSFER-IN2	0	0	0	0
Total 48 - TRANSFER			0	0	0	100,000
Total 0096 0096J - CAPITAL IMP JAIL FINANCING SOURCES			7,340,877	11,812,778	5,000,000	1,471,069
Total Debt Service Funds FINANCING SOURCES			140,087,805	123,255,148	115,115,404	118,497,615

SCHEDULE 7

State Controller Schedule

Plumas County

Schedule 7

County Budget Act

Summary of Financing Uses by Function and Fund

Page 7.1

Governmental Funds

Fiscal Year 2024-25

Fiscal Year 2024-25				2024-25
Description 1	2022-23	2023-24	2024-25	Adopted by the Board of Supervisors 5
	Actual 2	Actual <input checked="" type="checkbox"/> Estimated <input type="checkbox"/> 3	Recommended 4	
Summarization by Function				
01 - GENERAL GOVERNMENT	46,225,678	50,830,497	43,382,536	40,825,722
02 - PUBLIC PROTECTION	21,739,575	23,173,083	34,537,032	35,895,141
03 - PUBLIC WAYS & FACILITIES	8,418,038	8,443,580	17,464,966	18,498,935
04 - HEALTH & SANITATION	15,092,165	16,556,715	23,441,172	25,005,181
05 - PUBLIC ASSISTANCE	28,585,410	15,155,706	22,334,642	28,795,614
06 - EDUCATION	876,085	1,210,593	1,528,291	1,778,453
07 - RECREATION & CULTURAL SERVICES	474,553	498,556	652,964	681,829
09 - DISTRICT FUNCTION	0	0	0	0
Total Financing Uses by Function	121,411,504	115,868,730	143,341,603	151,480,875
Appropriations for Contingencies				
0001 - GENERAL	0	40,000	265,520	265,520
0001 0001D - DISTRICT ATTORNEY	0	0	50,000	50,000
0001 0001I - GEN FUND DEV/IMPACT	0	0	0	0
0001 0001N - SENIOR CITIZENS NUTRITION	0	0	0	0
0002 - ROAD	0	0	0	0
0004 - CHILD ABUSE PREVENTION	0	0	0	0
0011 - TITLE III	0	0	0	0
0013 - DEPT. SOCIAL SERVICES	0	0	0	0
0014 - MENTAL HEALTH	0	0	0	0
0014 0014A - MENTAL HLTH MHSA	0	0	0	0
0014 0014B - MENTAL HLTH BEHAVIORAL HL	0	0	0	0
0014 0014C - CAL-WORKS M.H. & A.D.	0	0	0	0
0014 0014H - SIERRA HOUSE BOARD & CARE	0	0	0	0
0014 0014W - WRAP AROUND	0	0	0	0
0016 - ALCOHOL & DRUG	0	0	0	0
0017 0017C - SHERIFF CIVIL OPERATIONS	0	0	0	0
0017 0017G - SHERIFF -GRANTS	0	0	186,789	92,881
0017 0017I - INMATE WELFARE FUND	0	0	0	0
0017 0017N - NARCOTICS FUND	0	0	0	0
0035 - CHILD SUPPORT	0	0	0	0
0037 - DNA PENALTY (PROP 69)	0	0	0	0
0046 0046C - CRIMINAL LAB PENALTY	0	0	0	0
0057 - SW GRANTS (PW)	0	0	0	0
0062 - RECORDERS FUND	0	0	43,000	43,000
0062 0062M - RECORDER MICROGRAPHICS	0	0	90,814	90,814
0062 0062O - RECORDER'S OFFICE MODERN	0	0	60,000	60,000
0064 - DOMESTIC VIOL ASSISTANCE	0	0	0	0
0065 - ERDS	0	0	16,517	16,517
0067 - HAVA - ELECTIONS	0	0	6,000	6,000
0093 - CRIMINAL JUS. CONST. FUND	0	0	0	0
Total Appropriations for Contingencies	0	40,000	718,640	624,732
Subtotal Financing Uses	121,411,504	115,908,730	144,060,243	152,105,607
Provisions for Obligated Fund Balances				
0001 - GENERAL			0	0
0001 0001C - CAPITAL REPLACEMENT FUND			0	0
0001 0001D - DISTRICT ATTORNEY			0	0
0001 0001H - HOMICIDE TRIAL COSTS			0	0

SCHEDULE 7

State Controller Schedule

Plumas County

Schedule 7

County Budget Act

Summary of Financing Uses by Function and Fund

Page 7.2

Governmental Funds

Fiscal Year 2024-25

Fiscal Year 2024-25				2024-25
Description 1	2022-23	2023-24	2024-25	Adopted by the
	Actual 2	Actual <input checked="" type="checkbox"/> Estimated <input type="checkbox"/> 3	Recommended 4	Board of Supervisors 5
Provisions for Obligated Fund Balances (continued)				
0001 0001I - GEN FUND DEV/IMPACT			0	0
0001 0001N - SENIOR CITIZENS NUTRITION			0	0
0001 0001R - SUPERVISOR COMM.SVC.FUND			0	0
0001 0001S - SHERIFF			0	0
0001 0001T - TAYLORSVILLE SCH PRESER			0	0
0001 0001V - ABAND VEH ABATEMT FUND			16,023	0
0002 - ROAD			0	0
0003 - FISH AND GAME			38,291	38,297
0004 - CHILD ABUSE PREVENTION			0	0
0005 - COUNTY FAIR			241,719	235,705
0009 - AUD- CO LOCAL REV 2011			0	0
0011 - TITLE III			0	0
0013 - DEPT. SOCIAL SERVICES			0	0
0013 0013P - REALIGN - PROT SERVICES			720,000	0
0013 0013R - SS - REALIGNMENT			0	0
0014 - MENTAL HEALTH			0	0
0014 0014A - MENTAL HLTH MHSA			0	0
0014 0014B - MENTAL HLTH BEHAVIORAL HL			0	0
0014 0014C - CAL-WORKS M.H. & A.D.			0	0
0014 0014H - SIERRA HOUSE BOARD & CARE			0	0
0014 0014S - SAMHSA			0	0
0014 0014W - WRAP AROUND			0	0
0015 - PUBLIC HEALTH			0	0
0015 0015E - E.M.S.			7,891	7,891
0015 0015P - PUBLIC HLTH EMRG PREPAR			0	0
0015 0015V - HEALTH VITAL STATISTICS			0	0
0016 - ALCOHOL & DRUG			0	0
0016 0016A - A&D PROP 36			0	0
0017 0017C - SHERIFF CIVIL OPERATIONS			0	0
0017 0017F - SHRFF -ASSET FORFEITR EDU			0	0
0017 0017G - SHERIFF -GRANTS			0	0
0017 0017I - INMATE WELFARE FUND			0	0
0017 0017N - NARCOTICS FUND			0	0
0018 - DA - ADULT DRUG COURT			0	0
0019 - CARES ACT - COVID19			0	0
0021 - ARPA 2021			0	0
0022 - DISASTER RESPONSE FUND			276,179	274,199
0023 - DISASTR RECOV OP CNTR DROC			0	0
0025 - COUNTY LOCAL REV AB109			0	0
0026 - LOCAL ASSISTANCE & TCF			0	0
0035 - CHILD SUPPORT			16,342	13,938
0037 - DNA PENALTY (PROP 69)			0	0
0046 - PROB GRANT DEPT(S)			0	0
0046 0046C - CRIMINAL LAB PENALTY			0	0
0046 0046D - PROB-DIV JUV			0	0
0046 0046P - PROB-PRETRIAL			8,849	0
0046 0046R - PROB-ADULT HIGH RISK			0	0

SCHEDULE 7

State Controller Schedule

Plumas County

Schedule 7

County Budget Act

Summary of Financing Uses by Function and Fund

Page 7.3

Governmental Funds

Fiscal Year 2024-25

Fiscal Year 2024-25				2024-25
Description 1	2022-23	2023-24	2024-25	Adopted by the
	Actual 2	Actual <input checked="" type="checkbox"/> Estimated <input type="checkbox"/> Recommended <input type="checkbox"/> 3	4	Board of Supervisors 5
Provisions for Obligated Fund Balances (continued)				
0047 - PLAN - DWR DACTI			0	0
0048 - Plan Prop 1 IRWM			0	0
0049 - PLAN GRANT-DWR/SGM			0	0
0050 - PLAN GRANT - SB2			0	0
0052 - PLAN - HHAP GRANT			0	0
0053 - TOBACCO SETTLEMENT FUND			1,169	1,169
0054 - OPIOID SETTLEMENT FUND			0	0
0054 00543 - DISTRIBUTOR-ABATEMENT			0	0
0055 - PG&E SETTLEMENT			0	0
0056 - DIXIE FIRE INSURANCE			0	0
0056 00561 - DIXIE-TRIDENL			0	0
0057 - SW GRANTS (PW)			0	0
0058 - CDBG CARES ACT CV-2-3			9,150	0
0059 - CDBG ANNUAL ED			300	689
0062 - RECORDERS FUND			0	0
0062 0062M - RECORDER MICROGRAPHICS			0	0
0062 0062O - RECORDER'S OFFICE MODERN			0	0
0063 - ANIMAL CONT. SPAY/NEUTER			0	0
0064 - DOMESTIC VIOL ASSISTANCE			0	0
0065 - ERDS			0	0
0067 - HAVA - ELECTIONS			0	0
0070 - PCCDC PILT CDBG			0	0
0093 - CRIMINAL JUS. CONST. FUND			0	0
0096 - CAPITAL IMPROVEMENTS			0	727,809
0096 0096J - CAPITAL IMP JAIL			0	0
00D1 - ASSET FORFEITURE			0	0
00D2 - ENVIRONMENTAL SETTLEMENT			190,000	190,000
0308 - DA-RE-ENTRY PROGRAM			0	0
0309 - DA Alt Sentencing			0	0
Total Obligated Fund Balances			1,525,913	1,489,697
Total Financing Uses			121,411,504	115,908,730
			145,586,156	153,595,304
Summarization by Fund				
0001 - GENERAL	27,790,772	31,509,409	41,016,224	42,980,471
0001 0001C - CAPITAL REPLACEMENT FUND	0	0	0	0
0001 0001D - DISTRICT ATTORNEY	2,121,287	2,197,016	2,314,452	2,375,142
0001 0001H - HOMICIDE TRIAL COSTS	0	0	0	0
0001 0001I - GEN FUND DEV/IMPACT	0	0	0	0
0001 0001N - SENIOR CITIZENS NUTRITION	1,086,654	1,044,745	1,051,389	1,014,602
0001 0001R - SUPERVISOR COMM.SVC.FUND	0	0	0	0
0001 0001S - SHERIFF	8,956,983	9,745,411	13,132,359	12,943,938
0001 0001T - TAYLORSVILLE SCH PRESER	(2)	(25)	0	0
0001 0001V - ABAND VEH ABATEMT FUND	7,875	14,534	28,000	28,000
0002 - ROAD	8,428,038	8,443,456	17,464,966	18,498,935
0003 - FISH AND GAME	39,788	26,195	49,750	49,750
0004 - CHILD ABUSE PREVENTION	35,973	48,413	55,746	55,746
0005 - COUNTY FAIR	842,732	798,229	983,308	983,308
0009 - AUD- CO LOCAL REV 2011	8,085,680	10,559,318	0	0

SCHEDULE 7

State Controller Schedule

Plumas County

Schedule 7

County Budget Act

Summary of Financing Uses by Function and Fund

Page 7.4

Governmental Funds

Fiscal Year 2024-25

Fiscal Year 2024-25				2024-25
Description 1	2022-23	2023-24	2024-25	Adopted by the Board of Supervisors 5
	Actual 2	Actual <input checked="" type="checkbox"/> Estimated <input type="checkbox"/> Recommended 3	Recommended 4	
Summarization by Fund (continued)				
0011 - TITLE III	56,720	245,111	1,139,105	1,139,105
0013 - DEPT. SOCIAL SERVICES	9,327,459	10,945,257	15,027,940	16,479,491
0013 0013P - REALIGN - PROT SERVICES	4,000,000	1,000,000	2,720,000	4,000,000
0013 0013R - SS - REALIGNMENT	14,000,116	1,999,858	4,000,000	7,000,000
0014 - MENTAL HEALTH	5,593,247	6,031,643	7,577,716	8,526,744
0014 0014A - MENTAL HLTH MHSA	2,561,198	2,670,470	4,590,869	4,580,826
0014 0014B - MENTAL HLTH BEHAVIORAL HL	16,526	103,604	109,299	112,669
0014 0014C - CAL-WORKS M.H. & A.D.	(111)	(108)	5	0
0014 0014H - SIERRA HOUSE BOARD & CARE	9,117	5,050	4,965	3,647
0014 0014S - SAMHSA	212,135	207,113	340,147	364,311
0014 0014W - WRAP AROUND	(538)	(372)	104	39
0015 - PUBLIC HEALTH	5,066,285	5,365,023	7,382,704	8,214,588
0015 0015E - E.M.S.	39,375	39,057	62,000	62,000
0015 0015P - PUBLIC HLTH EMRG PREPAR	219,999	245,640	301,339	291,145
0015 0015V - HEALTH VITAL STATISTICS	1,794	1,852	4,152	4,152
0016 - ALCOHOL & DRUG	585,226	578,547	1,534,607	1,299,376
0016 0016A - A&D PROP 36	(17)	(30)	0	0
0017 0017C - SHERIFF CIVIL OPERATIONS	7,060	13,196	25,471	16,994
0017 0017F - SHRFF -ASSET FORFEITR EDU	5,306	905	9,428	9,470
0017 0017G - SHERIFF -GRANTS	2,634,247	2,476,950	5,842,663	6,001,612
0017 0017I - INMATE WELFARE FUND	34,431	44,044	100,949	105,491
0017 0017N - NARCOTICS FUND	1,860	5,936	59,242	59,359
0018 - DA - ADULT DRUG COURT	159,526	55,952	0	0
0019 - CARES ACT - COVID19	0	0	0	0
0021 - ARPA 2021	1,583,535	341,297	351,274	426,274
0022 - DISASTER RESPONSE FUND	4,202,238	0	682,501	682,534
0023 - DISASTR RECOV OP CNTR DROC	25,608	282	433,017	433,160
0025 - COUNTY LOCAL REV AB109	1,014,927	846,324	1,295,412	1,295,412
0026 - LOCAL ASSISTANCE & TCF	399,928	1,552,180	727,785	727,785
0035 - CHILD SUPPORT	671,524	720,608	968,224	869,497
0037 - DNA PENALTY (PROP 69)	1,902	2,263	30,204	28,196
0046 - PROB GRANT DEPT(S)	514,276	366,441	651,003	686,427
0046 0046C - CRIMINAL LAB PENALTY	27	(30)	0	0
0046 0046D - PROB-DIV JUV	48,336	50,000	550,000	550,000
0046 0046P - PROB-PRETRIAL	20,791	61,448	140,000	225,146
0046 0046R - PROB-ADULT HIGH RISK	493,283	386,711	880,056	883,912
0047 - PLAN - DWR DACTI	0	0	0	0
0048 - Plan Prop 1 IRWM	285,220	950,086	14,758	122,890
0049 - PLAN GRANT-DWR/SGM	10,163	4,334	0	0
0050 - PLAN GRANT - SB2	46,701	110,608	186,517	186,517
0052 - PLAN - HHAP GRANT	0	0	68,037	73,151
0053 - TOBACCO SETTLEMENT FUND	691	598,831	200,000	200,000
0054 - OPIOID SETTLEMENT FUND	0	0	313,535	313,535
0054 00541 - NATIONAL OPIOID ABATEMENT	0	0	0	0
0054 00542 - DISTRIBUTOR-SUBDIVISION	0	0	0	0
0054 00543 - DISTRIBUTOR-ABATEMENT	0	0	0	0
0054 00544 - JANSSEN-SUBDIVISION	0	0	0	0

SCHEDULE 7

State Controller Schedule

Plumas County

Schedule 7

County Budget Act

Summary of Financing Uses by Function and Fund

Page 7.5

Governmental Funds

Fiscal Year 2024-25

Fiscal Year 2024-25				2024-25
Description 1	2022-23	2023-24	2024-25	Adopted by the
	Actual 2	Actual <input checked="" type="checkbox"/> Estimated <input type="checkbox"/> 3	Recommended 4	Board of Supervisors 5
Summarization by Fund (continued)				
0054 00545 - JANSSEN-ABATEMENT	0	0	0	0
0055 - PG&E SETTLEMENT	0	10,000	133,000	133,000
0056 - DIXIE FIRE INSURANCE	0	0	0	0
0056 00561 - DIXIE-TRIDENL	0	0	0	0
0057 - SW GRANTS (PW)	(195)	87	9,863	9,863
0058 - CDBG CARES ACT CV-2-3	65,624	364,946	169,446	200,898
0059 - CDBG ANNUAL ED	0	10,033	980,767	976,170
0062 - RECORDERS FUND	9,716	16,763	111,089	110,757
0062 0062M - RECORDER MICROGRAPHICS	411	7,125	132,939	107,939
0062 0062O - RECORDER'S OFFICE MODERN	5,251	34,533	226,372	223,133
0063 - ANIMAL CONT. SPAY/NEUTER	60,879	120,559	237,547	205,577
0064 - DOMESTIC VIOL ASSISTANCE	2,401	6,432	13,673	13,673
0065 - ERDS	0	0	27,517	27,517
0067 - HAVA - ELECTIONS	3,894	(38)	42,962	42,962
0070 - PCCDC PILT CDBG	0	0	0	0
0093 - CRIMINAL JUS. CONST. FUND	116,213	94,387	90,000	428,464
0096 - CAPITAL IMPROVEMENTS	1,168,609	1,169,932	1,165,166	1,892,975
0096 0096J - CAPITAL IMP JAIL	8,732,810	11,660,684	6,894,000	3,429,263
00D1 - ASSET FORFEITURE	0	0	500	500
00D2 - ENVIRONMENTAL SETTLEMENT	0	505	200,000	200,000
0308 - DA-RE-ENTRY PROGRAM	0	0	270,594	284,103
0309 - DA Alt Sentencing	0	0	459,499	403,163
Total Financing Uses	121,411,504	115,908,730	145,586,156	153,595,304

SCHEDULE 8

State Controller Schedule

Plumas County

Schedule 8

County Budget Act

Detail of Financing Uses by Function, Activity and Budget Unit

Page 8.1

Governmental Funds

Fiscal Year 2024-25

Fiscal Year 2024-25				2024-25
Function, Activity and Budget Unit 1	2022-23	2023-24	2024-25	Adopted by the Board of Supervisors 5
	Actual 2	Actual <input checked="" type="checkbox"/> Estimated <input type="checkbox"/> 3	Recommended 4	
01-GENERAL GOVERNMENT				
00-UNDEFINED				
20155 - PG&E DIXIE	0	10,000	133,000	133,000
20585 - CDBG CARES ACT CV-2-3	65,624	364,946	160,296	200,898
70581 - CARE COURT	0	0	0	50,272
Total 00 - UNDEFINED	65,624	374,946	293,296	384,170
10-LEGISLATIVE ADMIN				
20002 - AUD - CARES PASS THRU	0	0	0	0
20003 - ARPA 2021	1,583,535	341,297	351,274	426,274
20009 - AUD-CO LOCAL REV 2011	8,085,680	10,559,318	0	0
20010 - BOARD OF SUPERVISORS	630,719	655,793	800,586	821,343
20018 - TAYLRSVL SCH PRESER	(2)	(25)	0	0
20020 - GENERAL SERVICES	907,466	1,356,560	1,109,000	1,109,000
20026 - GEN FND - TITLE III	0	0	0	0
20027 - TITLE III	56,720	245,111	1,139,105	1,139,105
20030 - CAO	687,549	1,552,842	1,690,814	1,918,290
20031 - CONTRIBUTIONS	10,702,440	11,961,092	14,295,373	15,008,117
20032 - RISK MANAGEMENT	173,023	258,509	381,015	401,579
20035 - HUMAN RESOURCES	510,848	607,002	720,757	721,493
80026 - LOCAL ASSISTANCE & TCF	399,928	1,552,180	727,785	727,785
Total 10 - LEGISLATIVE & ADMIN	23,737,906	29,089,679	21,215,709	22,272,986
11-FINANCE				
20022 - DISASTER RESPONSE	4,202,238	0	406,322	408,335
20023 - DIS RECOV OPS CENTER - DROC	25,608	282	433,017	433,160
20040 - AUDITOR-CONTROLLER	798,061	921,809	1,247,879	1,189,237
20050 - TREASURER-TAX COLLECTOR	688,921	704,455	851,290	912,030
20060 - ASSESSOR	760,353	587,654	973,715	1,036,001
Total 11 - FINANCE	6,475,181	2,214,200	3,912,223	3,978,763
12-COUNSEL				
20080 - COUNTY COUNSEL	699,878	629,217	785,492	1,005,070
Total 12 - COUNSEL	699,878	629,217	785,492	1,005,070
13-ELECTIONS				
20100 - ELECTIONS	299,880	390,087	628,181	641,897
20559 - HAVA - ELECTIONS	3,894	(38)	36,962	36,962
Total 13 - ELECTIONS	303,774	390,049	665,143	678,859
14-PROPERTY MANAGEMENT				
20120 - FACILITY SERVICES	2,582,484	2,892,428	4,801,473	4,201,806
Total 14 - PROPERTY MANAGEMENT	2,582,484	2,892,428	4,801,473	4,201,806
15-PROMOTION				
20033 - ECONOMIC DEVELOPMENT-CAO	0	0	0	0
20190 - COUNTY FAIR	842,732	798,229	741,589	747,603
Total 15 - PROMOTION	842,732	798,229	741,589	747,603
16-OTHER GENERAL				
20055 - PCCDC CDBG GRANT	0	0	0	0
20057 - **DO NOT USE**PCCDC PILT	0	0	0	0
20210 - ENGINEER	186,710	209,280	255,682	258,281
20220 - INFORMATION TECHNOLOGY	1,243,726	1,071,184	1,725,661	1,778,918
20423 - PLANNING COMMISSION	9,744	6,733	320,871	320,871

SCHEDULE 8

State Controller Schedule

Plumas County

Schedule 8

County Budget Act

Detail of Financing Uses by Function, Activity and Budget Unit

Page 8.2

Governmental Funds

Fiscal Year 2024-25

Function, Activity and Budget Unit 1	2022-23 Actual 2	2023-24 Actual <input checked="" type="checkbox"/> Estimated <input type="checkbox"/> 3	2024-25 Recommended 4	2024-25 Adopted by the Board of Supervisors 5
01-GENERAL GOVERNMENT (continued)				
16-OTHER GENERAL (continued)				
20510 - GIS	162,866	172,011	208,352	197,358
Total 16 - OTHER GENERAL	1,603,046	1,459,208	2,510,566	2,555,428
21-OTHER PROTECTION				
20470 - OFF- EMERGENCY SERVICES	3,918	135,162	318,790	327,851
Total 21 - OTHER PROTECTION	3,918	135,162	318,790	327,851
26-ADMINISTRATION				
20465 - ELECTR RCDG RCVRY SYS	0	0	11,000	11,000
20488 - VRIP-VITAL STATS	317	4,831	14,831	14,831
20489 - SS TRUNCATION PROGRAM	9,399	11,932	53,258	52,926
Total 26 - ADMINISTRATION	9,716	16,763	79,089	78,757
36-PLANT ACQUISITION				
20140 - CAPITAL IMPROVEMENT PROJECTS	1,168,609	1,169,932	1,165,166	1,165,166
20141 - CAPITAL IMPROVEMENT JAIL	8,732,810	11,660,684	6,894,000	3,429,263
Total 36 - PLANT ACQUISITION	9,901,419	12,830,616	8,059,166	4,594,429
Total 01 - GENERAL GOVERNMENT	46,225,678	50,830,497	43,382,536	40,825,722
02-PUBLIC PROTECTION				
16-OTHER GENERAL				
20455 - COORD COUNCIL	0	0	0	0
Total 16 - OTHER GENERAL	0	0	0	0
17-JUDICIAL				
20237 - DNA PENALTY (PROP 69)	1,902	2,263	30,204	28,196
20270 - GRAND JURY	15,309	14,319	25,070	27,570
20290 - MUNICIPAL COURT	0	0	0	0
20293 - CRIMINAL JUSTICE CONSTRUCTION	116,213	94,387	90,000	428,464
20320 - PUBLIC DEFENDER	355,834	378,978	463,175	473,175
70280 - CHILD SUPP	671,524	720,608	951,882	855,559
70301 - DISTRICT ATTORNEY	1,588,120	1,877,038	2,264,452	2,325,142
70302 - DA/OCJP ADA	6,367	11,726	0	0
70303 - RE-ENTRY PROGRAM	19,703	27,861	0	0
70304 - DA-AUTO & WC FRAUD	0	0	0	0
70305 - DA-JAG GRANT DEPT	0	0	0	0
70306 - DA/VERTICAL PROSECUTION	0	0	0	0
70307 - DA/ALTERN SENTENCING PRG	507,097	280,391	0	0
70308 - RE-ENTRY PROGRAM-SRF	0	0	270,594	284,103
70309 - DA Alt Sentencing-SRF	0	0	459,499	403,163
70311 - DA-ASSET FORFEITURE	0	0	500	500
70312 - DA-ENVIRO SETTLEMENT	0	505	10,000	10,000
70318 - DA-ADULT DRUG CRT GRANT	159,526	55,952	0	0
Total 17 - JUDICIAL	3,441,595	3,464,028	4,565,376	4,835,872
18-POLICE PROTECTION				
20342 - CIVIL OPERATIONS	7,060	13,196	25,471	16,994
20343 - NARCOTICS	1,860	5,936	59,242	59,359
70329 - SO-BUFFER / OES	395,682	0	0	382
70330 - SHERIFF	6,211,703	7,112,324	9,149,318	8,864,221
70331 - AB 443	829,389	985,440	2,030,573	2,009,245
70338 - SCAAP -SO	1,275	16	7,657	7,626

SCHEDULE 8

State Controller Schedule

Plumas County

Schedule 8

County Budget Act Detail of Financing Uses by Function, Activity and Budget Unit

Page 8.3

Governmental Funds

Fiscal Year 2024-25

2024-25

Adopted by the

Board of

Supervisors

5

Function, Activity and Budget Unit

1

2022-23

Actual

2

2023-24

Actual ☒

Estimated ☐

3

2024-25

Recommended

4

02-PUBLIC PROTECTION (continued)

18-POLICE PROTECTION (continued)

70339 - PSIC GRNT (OLD COPS TECH)	(19)	(25)	69	140
70340 - EVERY 15 MIN	(46)	(58)	52	215
70343 - CALMMET - SO	22,711	30,450	73,288	78,690
70344 - HOMELND SEC - SHRFF	3,060	46,394	43,505	43,505
70345 - HOMELND SEC - OES	(349)	14,214	79,669	79,927
70348 - DCE/SP	28,146	25,468	35,043	28,553
70350 - BOAT SFTY & ENFRMNT	198,118	127,671	264,349	277,532
70356 - SLESF - SHRFF	5	63,540	447,255	450,840
70357 - SHERIFF-MEDCOM	9,824	10,225	102,134	135,860
70359 - SLESF - JAIL	3,070	7,954	16,814	19,293
70362 - SHERIFF-CCP AB109	591,013	599,997	752,214	644,880
70370 - BAILIFF	0	0	0	0
70375 - COMMUNICATIONS	50,316	63,766	987,448	1,088,595
70384 - OHV GRANT	71,031	33,049	113,544	127,886
70385 - OES/ADA SHRFF	(47)	207	205	222
70386 - HOMELAND SECURITY#3	84,163	0	92,994	93,226
70387 - COURT SECURITY	347,052	467,783	605,300	817,340
70388 - SB678	(147)	859	3,761	4,774
70391 - SO -ASST FORFEITURE EDU	5,306	905	9,428	9,470
70399 - JAIL CONSTRUCTION - SB844	0	0	0	0

Total 18 - POLICE PROTECTION

8,860,176

9,609,311

14,899,333

14,858,775

19-DETENTION CORRECTION

20028 - HOMICIDE TRIAL COSTS	0	0	0	0
20370 - INTENS DRG SUP	0	0	0	30
20400 - PROBATION	1,087,504	1,061,685	1,563,302	1,685,903
20401 - PROB-EVIDENCE BASED SUPRV	0	0	0	2,362
20402 - PROB-JJCPA SLESF	44,751	52,950	157,065	164,309
20403 - PROB-OTRAP	0	0	0	0
20404 - PROB-DIV JUV	48,336	50,000	550,000	550,000
20405 - PROB-PRETRIAL	20,791	61,448	131,151	225,146
20407 - PROB-CRT DRUG	0	0	0	0
20409 - PROB-ADULT HIGH RISK	493,283	386,711	880,056	883,912
20415 - PROB- JUVENAL JUSTICE	127,460	147,051	233,907	258,831
20418 - PROB-AB109	342,065	166,440	260,031	260,925
20420 - VICTIM WITNESS	315,505	348,169	427,473	406,571
20900 - CRIMINAL LAB PENALTY	27	(30)	0	0
22911 - INMATE WELFARE	34,431	44,044	100,949	105,491
70380 - JAILS	2,745,280	2,633,087	3,983,041	4,079,717

Total 19 - DETENTION & CORRECTION

5,259,433

4,951,555

8,286,975

8,623,197

20-PROTECTION INSPECTION

20425 - AG COMMISSIONER	617,363	602,630	676,027	902,712
20426 - BUILDING	654,479	782,644	795,076	928,986
20446 - BUILDING DEVELOPMENT/IMPACT	0	0	0	0
20447 - ABANDND VEHICLE ABATEMENT	7,875	14,534	11,977	28,000
20450 - CODE COMPLIANCE/ABATE	225,951	266,691	348,393	346,844
20490 - PLANNING	397,768	411,984	745,193	1,018,769

SCHEDULE 8

State Controller Schedule

Plumas County

Schedule 8

County Budget Act

Detail of Financing Uses by Function, Activity and Budget Unit

Page 8.4

Governmental Funds

Fiscal Year 2024-25

Fiscal Year 2024-25				2024-25
Function, Activity and Budget Unit 1	2022-23	2023-24	2024-25	Adopted by the
	Actual 2	Actual <input checked="" type="checkbox"/> Estimated <input type="checkbox"/> 3	Recommended 4	Board of Supervisors 5
02-PUBLIC PROTECTION (continued)				
20-PROTECTION INSPECTION (continued)				
20491 - PLANNING DWR/SGM	10,163	4,334	0	0
20492 - PLANNING-HOMELESS HHAP	0	0	68,037	73,151
20495 - PLAN - HCD SB2	46,701	110,608	186,517	186,517
20497 - PLANNING-DWR/DACTI	0	0	0	0
20498 - Planning - IRWM	285,220	950,086	14,758	122,890
20595 - CDBG ANNUAL ED	0	10,033	980,467	975,481
Total 20 - PROTECTION INSPECTION	2,245,520	3,153,544	3,826,445	4,583,350
21-OTHER PROTECTION				
20413 - DOMESTIC VIOLENCE ASSISTANCE	2,401	6,432	13,673	13,673
20424 - ANIMAL CONTROL	60,879	120,559	237,547	205,577
20428 - ANIMAL CONTROL	230,391	318,195	408,497	402,916
20430 - PUBLIC GUARDIAN	135,437	158,495	147,375	167,334
20432 - PUBLIC ADMINISTRATOR	51,528	37,252	59,001	55,948
20460 - CO CLERK-RECORDER	261,575	296,445	354,478	440,125
20469 - RECORDS MANAGEMENT	54,915	55,620	113,109	111,396
20500 - FISH AND GAME	39,788	26,195	11,459	11,453
22281 - RECORDER MICROGRAPHIC	411	7,125	42,125	17,125
22341 - CHILD ABUSE PREVENTION	35,973	48,413	55,746	55,746
22411 - RECORDER MODERNIZATION	5,251	34,533	166,372	163,133
Total 21 - OTHER PROTECTION	878,549	1,109,264	1,609,382	1,644,426
24-HEALTH				
20621 - EMS	39,375	39,057	54,109	54,109
Total 24 - HEALTH	39,375	39,057	54,109	54,109
26-ADMINISTRATION				
20895 - CCPIF - COMM CRR AB109	1,014,927	846,324	1,295,412	1,295,412
Total 26 - ADMINISTRATION	1,014,927	846,324	1,295,412	1,295,412
Total 02 - PUBLIC PROTECTION	21,739,575	23,173,083	34,537,032	35,895,141
03-PUBLIC WAYS FACILITIES				
22-PUBLIC WAYS				
20521 - ROAD DEPARTMENT	8,428,038	8,443,456	17,464,966	18,498,935
20704 - PUBLIC WORKS OIL RECYCLE	(10,000)	124	0	0
Total 22 - PUBLIC WAYS	8,418,038	8,443,580	17,464,966	18,498,935
Total 03 - PUBLIC WAYS & FACILITIES	8,418,038	8,443,580	17,464,966	18,498,935
04-HEALTH SANITATION				
24-HEALTH				
20054 - OPIOID SETTLEMENT FUND	0	0	313,535	313,535
20541 - NATIONAL OPIOID ABATEMENT TRUS	0	0	0	0
20542 - DISTRIBUTOR-SUBDIVISION	0	0	0	0
20543 - DISTRIBUTOR-ABATEMENT	0	0	0	0
20544 - JANSSEN-SUBDIVISION	0	0	0	0
20545 - JANSSEN-ABATEMENT	0	0	0	0
20550 - ENVIRONMENTAL HEALTH	816,808	749,489	1,073,036	1,135,727
20560 - HEALTH DEPT	0	0	0	0
20565 - HLTH VRIP H&S 10605.3	1,794	1,852	4,152	4,152
40044 - TOBACCO SETTLEMENT	691	598,831	198,831	198,831
70559 - FED AID TL III.(HLTH)	188,598	229,138	226,338	229,957

SCHEDULE 8

State Controller Schedule

Plumas County

Schedule 8

County Budget Act

Detail of Financing Uses by Function, Activity and Budget Unit

Page 8.5

Governmental Funds

Fiscal Year 2024-25

Fiscal Year 2024-25				2024-25
Function, Activity and Budget Unit 1	2022-23	2023-24	2024-25	Adopted by the
	Actual 2	Actual <input checked="" type="checkbox"/> Estimated <input type="checkbox"/> 3	Recommended 4	Board of Supervisors 5
04-HEALTH SANITATION (continued)				
24-HEALTH (continued)				
70560 - HEALTH	4,877,687	5,135,885	7,156,366	7,984,631
70561 - HLTH CDC BASE/PAN FLU	116,248	125,476	139,041	140,620
70566 - HLTH- HPP	103,751	121,236	162,298	150,525
70567 - HLTHH1N1	0	0	0	0
70568 - HLTHPHER	0	(1,072)	0	0
70569 - MENTAL HEALTH BEHAVIORAL	16,526	103,604	109,299	112,669
70570 - MNTL HLTH	5,593,247	6,031,643	7,577,716	8,476,472
70571 - M.H. MHSA	2,123,674	2,228,056	3,635,134	3,571,287
70572 - M.H. MHSA INN	0	0	0	0
70573 - MSHA PEI	397,746	379,848	813,272	867,083
70574 - SIERRA HSE BRD/CR	9,117	5,050	4,965	3,647
70575 - SAMHSA M.H.	212,135	207,113	340,147	364,311
70576 - MHSA EHR TECHNOLOGY	(61)	(61)	0	0
70577 - CAL-WRKS M.H.	(111)	(108)	5	0
70578 - WRAP AROUND PRG.	(538)	(372)	104	39
70579 - MHSA-WRKFRCD ED TRN	39,839	62,627	142,463	142,456
70580 - ALCOHOL & DRUG	576,366	574,128	981,105	998,863
70582 - DRINK/DRIVE PROG	0	0	0	0
70587 - A&D PROP 36	(17)	(30)	0	0
70630 - DRUG COURT (A&D)	8,860	4,419	553,502	300,513
Total 24 - HEALTH	15,082,360	16,556,752	23,431,309	24,995,318
25-SANITATION				
20705 - SW-BOTTLE GRANT	9,805	(37)	9,863	9,863
Total 25 - SANITATION	9,805	(37)	9,863	9,863
Total 04 - HEALTH & SANITATION	15,092,165	16,556,715	23,441,172	25,005,181
05-PUBLIC ASSISTANCE				
26-ADMINISTRATION				
70590 - SOCIAL SRVC	9,320,462	10,957,729	15,027,940	16,479,491
70591 - PUBLIC AUTHORITY	18,741	(487)	0	0
70592 - SS - REALIGN PROTECTIVE SVCS	0	0	0	0
70593 - SS - REALIGNMENT	14,000,116	1,999,858	4,000,000	7,000,000
70594 - SOC SVC ASSTNC	(11,744)	(11,985)	0	0
70595 - SS - REALIGN PROT SVCS	4,000,000	1,000,000	2,000,000	4,000,000
Total 26 - ADMINISTRATION	27,327,575	13,945,115	21,027,940	27,479,491
31-VETERANS SERVICE				
20640 - VETERANS SERVICES	171,181	165,846	255,313	301,521
Total 31 - VETERANS SERVICE	171,181	165,846	255,313	301,521
38-OTHER ASSISTANCE				
20830 - SENIOR SERVICES-NUTRITION	1,086,654	1,044,745	1,051,389	1,014,602
Total 38 - OTHER ASSISTANCE	1,086,654	1,044,745	1,051,389	1,014,602
Total 05 - PUBLIC ASSISTANCE	28,585,410	15,155,706	22,334,642	28,795,614
06-EDUCATION				
32-LIBRARY SERVICES				
20670 - COUNTY LIBRARY	616,296	951,618	1,101,255	1,315,474
20675 - COUNTY LITERACY	165,363	157,998	238,278	267,081
20678 - SIERRA COUNTY LITERACY	19	15	888	888

SCHEDULE 8

State Controller Schedule

Plumas County

Schedule 8

County Budget Act

Detail of Financing Uses by Function, Activity and Budget Unit

Page 8.6

Governmental Funds

Fiscal Year 2024-25

Fiscal Year 2024-25				2024-25
Function, Activity and Budget Unit 1	2022-23	2023-24	2024-25	Adopted by the
	Actual 2	Actual <input checked="" type="checkbox"/> Estimated <input type="checkbox"/> 3	Recommended 4	Board of Supervisors 5
06-EDUCATION (continued)				
32-LIBRARY SERVICES (continued)				
Total 32 - LIBRARY SERVICES	781,678	1,109,631	1,340,421	1,583,443
33-AGRICULTURAL EDUCATION				
20680 - FARM ADVISOR	94,407	100,962	187,870	195,010
Total 33 - AGRICULTURAL EDUCATION	94,407	100,962	187,870	195,010
Total 06 - EDUCATION	876,085	1,210,593	1,528,291	1,778,453
07-RECREATION CULTURAL SERVICES				
34-CULTURAL SERVICES				
20780 - MUSEUM	124,217	155,746	246,887	266,178
Total 34 - CULTURAL SERVICES	124,217	155,746	246,887	266,178
35-MEMORIAL BUILDINGS				
20790 - CHESTER MEMORIAL HALL	22,584	26,581	31,635	31,635
20800 - GREENVILLE TOWNHALL	2,479	2,299	2,577	2,577
20810 - PORTOLA MEMORIAL HALL	118,721	51,988	59,710	59,728
20820 - QUINCY MEMORIAL HALL	35,911	41,177	44,464	44,442
Total 35 - MEMORIAL BUILDINGS	179,695	122,045	138,386	138,382
37-RECREATION FACILITIES				
20710 - SUPERVISOR DISTRICT 1	0	0	0	0
20720 - SUPERVISOR DISTRICT 2	0	0	0	0
20730 - SUPERVISOR DISTRICT 3	0	0	0	0
20740 - SUPERVISOR DISTRICT 4	0	0	0	0
20750 - SUPERVISOR DISTRICT 5	0	0	0	0
20756 - COUNTY PARKS	152,501	202,579	246,741	256,319
20840 - ALMANOR REC-GEN FUNDED	18,140	18,186	20,950	20,950
Total 37 - RECREATION FACILITIES	170,641	220,765	267,691	277,269
Total 07 - RECREATION & CULTURAL SERVICES	474,553	498,556	652,964	681,829
09-DISTRICT FUNCTION				
99-DISTRICT ACTIVITY				
20522 - ROAD CONTINGENCIES	0	0	0	0
20980 - CONTINGENCY-GENERAL	0	0	0	0
Total 99 - DISTRICT ACTIVITY	0	0	0	0
Total 09 - DISTRICT FUNCTION	0	0	0	0
Grand Total Financing Uses by Function	121,411,504	115,868,730	143,341,603	151,480,875

FISCAL YEAR 2024-2025

DEPARTMENT BUDGETS



Willo Vieira, Director

The mission of the Agricultural Commissioner Office is to promote agriculture and equity in the marketplace, while ensuring the welfare of the public, industry, and the environment.

The Agricultural Commissioner and Sealer of Weights & Measures is responsible for Countywide enforcement of agricultural laws and regulations as provided by the California Food and Agriculture Code, California Code of Regulations, California Business and Professions Code and the Code of Federal Regulations. In enforcing these laws and regulations, the Agricultural Commissioner/ Sealer works in cooperation with, and under the guidance of, the California Department of Food and Agriculture, the California Department of Pesticide Regulation, and the United States Department of Agriculture. The Agricultural Commissioner/ Sealer is also responsible for implementing all ordinances and resolutions adopted by the Plumas County Board of Supervisors pertaining to agriculture and weight and measures.

The Department of Agriculture/ Weights and Measures is organized into four sections with the following functions:

- **General Management** - Provides leadership for planning, organizing, directing, controlling, and coordinating departmental activities, including preparation of the department budget. This section coordinates all programs. It is also responsible for initiating all civil and criminal enforcement actions, including administrative hearings. This section interfaces with public and private entities on agriculture- related regulatory, economic development and planning issues including the General Plan, Emergency Operations Plan, Resource Conservation Districts, and Agricultural Preserves.
- **Agriculture Regulatory Programs** - This includes a variety of inspections, investigations, and agricultural services relating to plant quarantine, pest detection, pesticide use, pest management, industrial hemp, noxious weed eradication, certified farmer's market, certified producers, organics, honey quality control, egg quality control, seed inspection, crop statistics, nursery inspection, and apiary inspection.
- **Agriculture Resource Programs** - Provides plant and pest identification services to the public along with options for control of the pest. Assist other departments with various plans and program implementation. Lead county department in the Ag Pass Program for the county.
- **Weights and Measures Programs** - Provides equitable commerce transactions within the County. This section provides certification and inspection of weighing and measuring devices; quality control audits of items sold by weight, measure, or count; price verification audits; petroleum product quality control; registered service agent oversight; and weighmaster compliance inspections. It also maintains official, certified standards that are used to verify the accuracy of weighing and measuring devices used in trade.

AGRICULTURAL COMMISSIONER

State Controller Schedule
County Budget Act

Plumas County
Financing Sources and Uses by Budget Unit by Object
Governmental Funds
Fiscal Year 2024-25

Schedule 9
Page 9.47

Fund: 0001 GENERAL

Budget Unit: 20425 - AG COMMISSIONER

Function: 02 - PUBLIC PROTECTION

Activity: 20 - PROTECTION INSPECTION

Detail by Revenue Category and Expenditure Object 1	2022-23 Actual 2	2023-24 Actual <input checked="" type="checkbox"/> Estimated <input type="checkbox"/> 3	2024-25 Recommended 4	2024-25 Adopted by the Board of Supervisors 5
44-STATE FEDERAL AID				
44180 - STATE-AID FOR AGRICULTURE	327,473	329,279	327,921	327,921
44180P - STATE AID FOR AG	268	16,740	1,200	1,200
44408 - FEDERAL STIMULUS (ARRA)	0	0	0	0
44408P - FEDERAL STIMULUS	0	0	0	0
44505 - FED-MAPPING NOXIOUS WEEDS	0	0	0	0
44505P - FED-NOXIOUS WEEDS PR YR	0	0	0	0
Total 44 - STATE & FEDERAL AID	327,741	346,019	329,121	329,121
45-CHARGES FOR SERVICES				
45070 - AGRICULTURAL SERVICES	27,577	24,085	27,000	27,000
45070P - AGRICULTURAL SERVICES	0	0	0	0
Total 45 - CHARGES FOR SERVICES	27,577	24,085	27,000	27,000
46-OTHER REVENUE				
46070 - CNTRB FR OTHR AGENCY	58,470	47,284	55,000	55,000
46251 - REIMBURSEMENTS/REFUNDS	0	17	0	0
46253 - REIMB - CO DISASTR RESPNS	0	0	0	0
Total 46 - OTHER REVENUE	58,470	47,301	55,000	55,000
48-TRANSFER				
48000 - TRANSFER-IN	8,574	4,500	0	0
48005 - TRANSFER-IN5	0	0	25,446	25,446
48007 - TSF-IN CRF REIMB	0	0	0	0
48999 - TRANSFER FROM STR SUPPS	0	0	0	0
Total 48 - TRANSFER	8,574	4,500	25,446	25,446
Total Revenue	422,362	421,905	436,567	436,567
51-SALARIES BENEFITS				
51000 - REGULAR WAGES	272,454	283,054	312,971	385,247
51020 - OTHER WAGES	7,862	16,342	25,000	25,000
51060 - OVERTIME PAY	0	0	0	0
51070 - UNEMPLOYMENT INSURANCE	366	305	282	282
51080 - RETIREMENT	68,516	69,484	109,822	135,183
51081 - OPEB LIABILITY	9,513	9,660	9,513	9,513
51090 - GROUP INSURANCE	73,119	66,295	64,614	113,590
51100 - FICA/MEDICARE OASDI	20,879	23,209	23,942	29,471
51110 - COMPENSATION INSURANCE	632	24,499	24,499	23,039
51120 - CELL PHONE ALLOW	1,880	1,800	1,800	1,800
51150 - LIFE INSURANCE	334	334	334	704
Total 51 - SALARIES & BENEFITS	455,555	494,982	572,777	723,829
52-SERVICES SUPPLIES				
520000 - AGRICULTURE	8,852	8,884	23,000	23,000
520200 - COMMUNICATIONS	0	0	130	130
520201 - PHONE - LAND LINE (S)	285	301	1,725	1,725
520210 - POSTAGE/SHIP, MAIL COST	316	385	400	400
520220 - PAPER/PAPER SUPPLIES	0	784	750	750

AGRICULTURAL COMMISSIONER

State Controller Schedule
County Budget Act

Plumas County
Financing Sources and Uses by Budget Unit by Object
Governmental Funds
Fiscal Year 2024-25

Schedule 9
Page 9.48

Fund: 0001 GENERAL

Budget Unit: 20425 - AG COMMISSIONER

Function: 02 - PUBLIC PROTECTION

Activity: 20 - PROTECTION INSPECTION

2024-25

**Adopted by the
Board of
Supervisors**

Detail by Revenue Category and Expenditure Object 1	2022-23 Actual 2	2023-24 Actual <input checked="" type="checkbox"/> Estimated <input type="checkbox"/> 3	2024-25 Recommended 4	5
52-SERVICES SUPPLIES (continued)				
520221 - ENVELOPES	0	0	0	0
520226 - TONER/COPY MACH SUPPL	0	0	0	0
520227 - FOLDERS/FILES/BINDERS	0	0	0	0
520250 - COPY MACHINE LEASE	0	0	1,800	1,800
520407 - REFUSE DISPOSAL	9	25	50	50
520419 - COVID PPE & CLEANING COST	0	0	0	0
520900 - EQUIPMENT MAINTENANCE	1,857	2,426	5,000	5,000
520902 - VEHICLE MAINTENANCE	2,656	3,370	4,000	4,000
520940 - SAFETY EQUIPMENT/EXPENSES	2,374	4,997	2,400	2,400
521107 - PRE-EMPLOYMENT COSTS	0	0	0	0
521600 - MEMBERSHIPS/ANNUAL DUES	2,161	2,182	3,000	3,000
521750 - FITNESS & WELLNESS	0	0	0	0
521800 - OFFICE EXPENSE	6,428	1,205	2,000	2,000
521801 - Office Water	0	0	420	420
521900 - PROFESSIONAL SVC	0	0	0	0
523800 - EQUIP RENT/LEASE	3,000	3,000	3,000	3,000
524300 - SMALL TOOLS/INSTRUMENTS	434	2,289	1,500	1,500
524400 - SPECIAL DEPARTMENT EXPENSE	4,683	4,246	7,435	7,435
525000 - OVERHEAD	0	0	11,520	11,520
525119 - LIABILITY SELF-FUND INSURANCE	2,772	3,170	3,170	3,803
527000 - TRAINING	1,020	2,795	4,000	4,000
527400 - TRAVEL- IN COUNTY	6,818	7,884	9,000	9,000
527500 - TRAVEL- OUT OF COUNTY	2,151	4,271	8,000	8,000
527550 - IN COUNTY HOSTING	676	213	750	750
527802 - ELECTRIC CHARGES	2,695	2,272	7,200	7,200
527803 - PROPANE/OTHR HEATING FUEL	2,415	1,460	3,000	3,000
Total 52 - SERVICES & SUPPLIES	51,602	56,159	103,250	103,883
54-FIXED ASSETS				
540110 - CAPITAL IMPROVEMENTS	55,375	0	0	0
541500 - VEHICLE	0	0	0	0
541980 - TRUCK	43,216	51,489	0	0
542600 - EQUIPMENT	11,615	0	0	75,000
Total 54 - FIXED ASSETS	110,206	51,489	0	75,000
Total Expenditures and Appropriations	617,363	602,630	676,027	902,712
Net Cost	195,001	180,725	239,460	466,145

Cindie Froggatt, Assessor

It is the mission of the Plumas County Assessor's Office to provide equitable and timely assessments of properties in compliance with the laws of the State of California, while consistently providing quality customer service.

The work of the County Assessor is governed by the California State Constitution, laws passed by the Legislature and rules adopted by the State Board of Equalization. The duties of the County Assessor are to discover all taxable property, identify the owner, assess the value and enroll it on the local assessment roll. We prepare and maintain current data on each parcel assessed, including maps of boundaries, inventories of land structure, property characteristics and any applicable exemptions.

The Assessor is elected to office by the voters of Plumas County and serves a four-year term.

Fund: 0001 GENERAL

Budget Unit: 20060 - ASSESSOR

Function: 01 - GENERAL GOVERNMENT

Activity: 11 - FINANCE

2024-25

**Adopted by the
Board of
Supervisors**

Detail by Revenue Category and Expenditure Object 1	2022-23 Actual 2	2023-24 Actual <input checked="" type="checkbox"/> Estimated <input type="checkbox"/> 3	2024-25 Recommended 4	5
45-CHARGES FOR SERVICES				
45005 - SB 2557 COLLECTION CHARGE	104,995	105,086	105,000	105,000
45010 - ASSM-TAX COLLECTOR FEES	16,738	19,048	0	0
Total 45 - CHARGES FOR SERVICES	121,733	124,134	105,000	105,000
46-OTHER REVENUE				
46251 - REIMBURSEMENTS/REFUNDS	0	0	0	0
46253 - REIMB - CO DISASTR RESPON	446	0	0	0
Total 46 - OTHER REVENUE	446	0	0	0
48-TRANSFER				
48000 - TRANSFER-IN	5,235	9,000	0	0
48005 - TRANSFER-IN5	0	0	20,751	20,751
48007 - TSF-IN CRF REIMB	0	0	0	0
48100 - TRF IN DIASTER	0	0	0	0
48999 - TRANSFER FROM STR SUPPS	0	0	0	0
Total 48 - TRANSFER	5,235	9,000	20,751	20,751
Total Revenue	127,414	133,134	125,751	125,751
51-SALARIES BENEFITS				
51000 - REGULAR WAGES	499,827	325,867	512,076	535,888
51020 - OTHER WAGES	0	26,169	30,730	30,730
51060 - OVERTIME PAY	4,172	25	0	0
51070 - UNEMPLOYMENT INSURANCE	761	618	551	551
51080 - RETIREMENT	136,276	108,094	179,688	188,043
51081 - OPEB LIABILITY	19,024	19,319	19,024	19,024
51090 - GROUP INSURANCE	43,387	42,886	116,507	149,288
51100 - FICA/MEDICARE OASDI	37,514	26,888	39,174	40,995
51110 - COMPENSATION INSURANCE	(13,243)	2,768	2,768	5,335
51150 - LIFE INSURANCE	334	334	334	1,127
Total 51 - SALARIES & BENEFITS	728,052	552,968	900,852	970,981
52-SERVICES SUPPLIES				
520201 - PHONE - LAND LINE (S)	412	488	2,000	2,000
520210 - POSTAGE/SHIP, MAIL COST	2,838	3,133	4,500	4,500
520220 - PAPER/PAPER SUPPLIES	564	648	1,000	1,000
520230 - COPY CHARGES	0	0	0	0
520233 - PRINTING SVC/CHRG	3,289	4,819	4,500	4,500
520234 - PRINTER SUPPLIES	0	0	0	0
520250 - COPY MACHINE LEASE	2,950	3,250	4,500	4,500
520410 - SOFTWARE LICENSE	0	0	1,900	1,900
520419 - COVID PPE & CLEANING COST	48	0	0	0
520901 - OFFICE EQUIP MAINTENANCE	0	0	0	0
520902 - VEHICLE MAINTENANCE	1,096	0	3,500	3,500
521107 - PRE-EMPLOYMENT COSTS	0	0	0	0
521600 - MEMBERSHIPS/ANNUAL DUES	1,000	2,113	2,000	2,000
521750 - FITNESS & WELLNESS	0	0	0	0

State Controller Schedule
County Budget Act

Plumas County
Financing Sources and Uses by Budget Unit by Object
Governmental Funds
Fiscal Year 2024-25

Schedule 9
Page 9.23

Fund: 0001 GENERAL

Budget Unit: 20060 - ASSESSOR

Function: 01 - GENERAL GOVERNMENT

Activity: 11 - FINANCE

2024-25

**Adopted by the
Board of
Supervisors**

**Detail by Revenue Category and
Expenditure Object**
1

**2022-23
Actual**
2

**2023-24
Actual ☒ Estimated ☐**
3

**2024-25
Recommended**
4

52-SERVICES SUPPLIES (continued)

521800 - OFFICE EXPENSE	2,587	3,954	3,500	3,500
521801 - Office Water	0	0	0	0
521900 - PROFESSIONAL SVC	4,984	0	8,200	8,200
523710 - ANNUAL PUB/REF MANUALS	1,942	2,983	3,000	3,000
525000 - OVERHEAD	0	0	0	0
525119 - LIABILITY SELF-FUND INSURANCE	5,774	6,429	6,429	7,420
527400 - TRAVEL- IN COUNTY	572	1,515	1,200	1,200
527500 - TRAVEL- OUT OF COUNTY	4,245	5,354	15,000	15,000
529851 - COMPUTER HARDWARE/SUPPL	0	0	11,634	2,800
Total 52 - SERVICES & SUPPLIES	32,301	34,686	72,863	65,020

54-FIXED ASSETS

540412 - SOFTWARE	0	0	0	0
Total 54 - FIXED ASSETS	0	0	0	0

57-TRANSFER OUT

570000 - TRANSFERS IN/OUT--IT	0	0	0	0
Total 57 - TRANSFER OUT	0	0	0	0

Total Expenditures and Appropriations	760,353	587,654	973,715	1,036,001
Net Cost	632,939	454,520	847,964	910,250

Martee Nieman-Graham, Auditor-Controller

The mission of the Auditor-Controller office is to ensure the integrity and safeguarding of Plumas County's fiscal resources. The Auditor-Controller department provides timely, accurate and meaningful financial information on the fiscal affairs of county government to the officials of Plumas County, department heads, and the public, with the highest level of professionalism.

The Auditor's office is responsible for general accounting and reporting of all revenues, expenditures, net assets, and fund balances. The functions of the department include:

- Financial accounting and reporting
- Budget monitoring
- Accounts payable
- Payroll processing
- Property tax administration
- Special District support
- Other financial duties as mandated by state, federal, and local laws, and regulations.

The Auditor-Controller is currently an appointed official due to a vacancy. The individual is normally elected to office by the voters of Plumas County and serves a four-year term.

AUDITOR-CONTROLLER

State Controller Schedule
County Budget Act

Plumas County
Financing Sources and Uses by Budget Unit by Object
Governmental Funds
Fiscal Year 2024-25

Schedule 9
Page 9.18

Fund: 0001 GENERAL

Budget Unit: 20040 - AUDITOR-CONTROLLER

Function: 01 - GENERAL GOVERNMENT

Activity: 11 - FINANCE

Detail by Revenue Category and Expenditure Object 1	2022-23 Actual 2	2023-24 Actual <input checked="" type="checkbox"/> Estimated <input type="checkbox"/> 3	2024-25 Recommended 4	2024-25 Adopted by the Board of Supervisors 5
45-CHARGES FOR SERVICES				
45005 - SB 2557 COLLECTION CHARGE	3,900	3,904	2,000	2,000
45020 - AUDITING-ACCOUNTING FEES	72,533	52,345	54,300	54,300
45080 - CIVIL PROCESS SERVICES	0	0	0	0
Total 45 - CHARGES FOR SERVICES	76,433	56,249	56,300	56,300
46-OTHER REVENUE				
46059 - SAFETY INCENTIVE	0	0	0	0
46251 - REIMBURSEMENTS/REFUNDS	0	0	0	0
Total 46 - OTHER REVENUE	0	0	0	0
48-TRANSFER				
47001 - INTERFUND TRANSFER	0	0	0	0
48000 - TRANSFER-IN	6,882	0	0	0
48005 - TRANSFER-IN5	0	0	14,648	14,648
48007 - TSF-IN CRF REIMB	0	0	0	0
48999 - TRANSFER FROM STR SUPPS	0	0	0	0
Total 48 - TRANSFER	6,882	0	14,648	14,648
Total Revenue	83,315	56,249	70,948	70,948
51-SALARIES BENEFITS				
51000 - REGULAR WAGES	289,870	360,992	495,377	503,148
51020 - OTHER WAGES	79,945	41,690	30,000	30,000
51060 - OVERTIME PAY	8,507	7,788	7,000	7,000
51070 - UNEMPLOYMENT INSURANCE	648	532	456	456
51080 - RETIREMENT	98,194	111,393	173,828	176,554
51081 - OPEB LIABILITY	14,269	14,490	14,269	14,269
51090 - GROUP INSURANCE	81,593	60,909	194,115	121,862
51100 - FICA/MEDICARE OASDI	29,013	31,965	37,896	38,491
51110 - COMPENSATION INSURANCE	757	3,132	3,132	5,057
51120 - CELL PHONE ALLOW	0	0	0	0
51128 - BILINGUAL ALLOWANCE	35	420	420	420
51150 - LIFE INSURANCE	696	769	1,003	986
Total 51 - SALARIES & BENEFITS	603,527	634,080	957,496	898,243
52-SERVICES SUPPLIES				
520201 - PHONE - LAND LINE (S)	315	306	350	350
520210 - POSTAGE/SHIP, MAIL COST	10,160	10,622	12,000	12,000
520220 - PAPER/PAPER SUPPLIES	2,648	3,066	3,500	3,500
520221 - ENVELOPES	1,521	1,841	2,000	2,000
520227 - FOLDERS/FILES/BINDERS	222	213	1,000	1,000
520230 - COPY CHARGES	0	0	0	0
520243 - WARRANTS	4,309	2,540	5,000	5,000
520250 - COPY MACHINE LEASE	4,553	2,643	5,000	5,000
520411 - ANN SOFTWARE FEE/MAINT	0	0	0	0
520419 - COVID PPE & CLEANING COST	0	0	0	0
520902 - VEHICLE MAINTENANCE	0	0	0	0

AUDITOR-CONTROLLER

State Controller Schedule
County Budget Act

Plumas County
Financing Sources and Uses by Budget Unit by Object
Governmental Funds
Fiscal Year 2024-25

Schedule 9
Page 9.19

Fund: 0001 GENERAL

Budget Unit: 20040 - AUDITOR-CONTROLLER

Function: 01 - GENERAL GOVERNMENT

Activity: 11 - FINANCE

Activity: 11 - FINANCE				2024-25
Detail by Revenue Category and Expenditure Object 1	2022-23	2023-24	2024-25	Adopted by the Board of Supervisors 5
	Actual 2	Actual <input checked="" type="checkbox"/> Estimated <input type="checkbox"/> 3	Recommended 4	
52-SERVICES SUPPLIES (continued)				
520940 - SAFETY EQUIPMENT/EXPENSES	0	0	0	0
521102 - FUEL - VEHICLE	0	0	0	0
521107 - PRE-EMPLOYMENT COSTS	0	0	200	200
521230 - OFFICE FURNITURE/EQUIP	176	8,557	3,000	3,000
521600 - MEMBERSHIPS/ANNUAL DUES	396	444	1,500	1,500
521800 - OFFICE EXPENSE	3,068	1,722	5,000	5,000
521801 - Office Water	0	196	300	300
521900 - PROFESSIONAL SVC	155,100	234,093	180,000	180,000
523710 - ANNUAL PUB/REF MANUALS	1,565	905	2,500	2,500
524400 - SPECIAL DEPARTMENT EXPENSE	1,380	3,021	1,500	1,500
524870 - TEST -EMPLEE MED/IMMUN	0	0	0	0
525000 - OVERHEAD	0	0	0	0
525119 - LIABILITY SELF-FUND INSURANCE	4,910	5,533	5,533	6,144
527000 - TRAINING	0	450	2,500	2,500
527400 - TRAVEL- IN COUNTY	49	0	0	0
527500 - TRAVEL- OUT OF COUNTY	2,219	3,873	7,000	7,000
529500 - COMPUTER	1,943	7,704	2,500	2,500
Total 52 - SERVICES & SUPPLIES	194,534	287,729	240,383	240,994
54-FIXED ASSETS				
540412 - SOFTWARE	0	0	50,000	50,000
Total 54 - FIXED ASSETS	0	0	50,000	50,000
57-TRANSFER OUT				
570000 - TRANSFERS IN/OUT--IT	0	0	0	0
Total 57 - TRANSFER OUT	0	0	0	0
Total Expenditures and Appropriations	798,061	921,809	1,247,879	1,189,237
Net Cost	714,746	865,560	1,176,931	1,118,289

MUNICIPAL COURT

State Controller Schedule
County Budget Act

Plumas County
Financing Sources and Uses by Budget Unit by Object
Governmental Funds
Fiscal Year 2024-25

Schedule 9
Page 9.37

Fund: 0001 GENERAL

Budget Unit: 20290 - MUNICIPAL COURT

Function: 02 - PUBLIC PROTECTION

Activity: 17 - JUDICIAL

2024-25

**Adopted by the
Board of
Supervisors**

Detail by Revenue Category and Expenditure Object 1	2022-23 Actual 2	2023-24 Actual <input checked="" type="checkbox"/> Estimated <input type="checkbox"/> 3	2024-25 Recommended 4	5
42-FINES PENALTIES				
42010 - VEHICLE CODE FINES	955	356	0	0
42011 - COURT COST ADMIN 16028	897	889	0	0
42043 - T.C.REALIGNMENT AB233	157,909	188,950	150,000	150,000
42070 - PROOF OF CORRECTION	2,734	2,624	0	0
Total 42 - FINES & PENALTIES	162,495	192,819	150,000	150,000
45-CHARGES FOR SERVICES				
45100 - CRT FEES/CLERK/RECORDER	0	0	0	0
Total 45 - CHARGES FOR SERVICES	0	0	0	0
Total Revenue	162,495	192,819	150,000	150,000
52-SERVICES SUPPLIES				
525000 - OVERHEAD	0	0	0	0
Total 52 - SERVICES & SUPPLIES	0	0	0	0
53-OTHER CHARGES				
534950 - CONTRIB TRIAL COURTS	0	0	0	0
Total 53 - OTHER CHARGES	0	0	0	0
Total Expenditures and Appropriations	0	0	0	0
Net Cost	(162,495)	(192,819)	(150,000)	(150,000)

AUDITOR-CONTROLLER LOCAL REVENUE 2011

State Controller Schedule
County Budget Act

Plumas County
Financing Sources and Uses by Budget Unit by Object
Governmental Funds
Fiscal Year 2024-25

Schedule 9
Page 9.130

Fund: 0009 AUD- CO LOCAL REV 2011

Budget Unit: 20009 - AUD-CO LOCAL REV 2011

Function: 01 - GENERAL GOVERNMENT

Activity: 10 - LEGISLATIVE & ADMIN

Detail by Revenue Category and Expenditure Object 1	2022-23 Actual 2	2023-24 Actual <input checked="" type="checkbox"/> Estimated <input type="checkbox"/> Recommended <input type="checkbox"/>		2024-25 Adopted by the Board of Supervisors 5
		3	4	
43-USE OF MONEY PROPERTY				
43998 - UNREALIZED GAINS/LOSSES	14,566	0	0	0
Total 43 - USE OF MONEY & PROPERTY	14,566	0	0	0
44-STATE FEDERAL AID				
44700 - ST-SO TRIAL CRT SECURITY	0	0	0	0
44700A - ST-SO TRL CT SEC SUB	573,063	415,551	0	0
44705 - ST-DA 1/2 AB118 SUBACCT	0	0	0	0
44705A - ST-DA 1/2 1020 SUBACCT	20,006	18,021	0	0
44706 - ST-PD 1/2 AB118 SUBACCT	0	0	0	0
44706A - ST-PD 1/2 1020 SUBACCT	21,246	18,020	0	0
44709 - ST-PROB JJA YTH OFFNDR	0	0	0	0
44709A - ST-PROB YTH OFFDR BGSA	137,058	114,140	0	0
44710 - ST-PROB JJA JUV RNTRY	0	0	0	0
44710A - ST-PROB JUV RNTRY GSA	0	0	0	0
44711 - ST MH-BEHAV HLTH SUB	0	0	0	0
44711A - ST MH-BEHAV HLTH SUB	1,576,334	1,625,085	0	0
44712 - ST-MH AB118 SUBACCT	0	0	0	0
44712A - ST-MH AB 118 SUBACCT	880,268	842,709	0	0
44713 - ST-MH BEHAV HLTH SUBACCT	0	0	0	0
44713A - DO NOT USE USE 44711A	0	0	0	0
44714 - ST-DON'T USE	0	0	0	0
44715 - ST-SO SLESA	0	0	0	0
44715A - ST-SO ELEAS SUBACCT	393,899	500,000	0	0
44716 - ST-SO CAL EMA	0	0	0	0
44716A - ST-SO CAL EMA SUBACCT	29,486	29,486	0	0
44718 - ST-PRB/SO/DA COPS, JV JST	0	0	0	0
44718A - ST-PROB/DA/SO JV JST SUB	(24,393)	0	0	0
44720 - ST-SS ADLT PROTCT SVC	0	0	0	0
44720A - ST-SS ADLT PROT SVC SUB	0	0	0	0
44725 - ST-SS FOSTER CARE	0	0	0	0
44725A - ST-SS FOSTER CARE SUB	0	0	0	0
44730 - ST-SS FOSTR CARE ADMIN	0	0	0	0
44730A - ST-SS FOSTER CARE ADM SUB	0	0	0	0
44735 - ST-SS CHLD WELFARE SVC	0	0	0	0
44735A - ST-SS CHLD WELF SVC SUB	0	0	0	0
44740 - ST-SS ADOPT ADMIN	0	0	0	0
44740A - ST-SS ADOPT ADM SUBACCT	0	0	0	0
44745 - ST-SS CHLD ABUSE PRVNTN	0	0	0	0
44745A - ST-SS CHLD AB PRVNT SUB	0	0	0	0
44750 - ST-SS ADOPT ASST PROG	0	0	0	0
44750A - ST-ADOPT ASST SUBACCT	0	0	0	0
44760 - ST-A/D DRUG COURT	0	0	0	0
44760A - ST-A/D DRUG CT SUBACCT	1,318	0	0	0

AUDITOR-CONTROLLER LOCAL REVENUE 2011

State Controller Schedule
County Budget Act

Plumas County
Financing Sources and Uses by Budget Unit by Object
Governmental Funds
Fiscal Year 2024-25

Schedule 9
Page 9.131

Fund: 0009 AUD- CO LOCAL REV 2011

Budget Unit: 20009 - AUD-CO LOCAL REV 2011

Function: 01 - GENERAL GOVERNMENT

Activity: 10 - LEGISLATIVE & ADMIN

Activity: 10 - LEGISLATIVE & ADMIN				2024-25
Detail by Revenue Category and Expenditure Object 1	2022-23 Actual 2	2023-24	2024-25	Adopted by the Board of Supervisors 5
		Actual <input checked="" type="checkbox"/> Estimated <input type="checkbox"/> Recommended		
44-STATE FEDERAL AID (continued)				
44765 - ST-A/D NONDRUG M/CAL	0	0	0	0
44765A - ST-A/D NONDRUG SUBACCT	0	0	0	0
44770 - ST-A/D DRUG M/CAL	0	0	0	0
44770A - ST-A/D DRUG M/CAL SUB	0	0	0	0
44780 - ST-SS CAL WORKS MOE	0	0	0	0
44780A - ST-SS CAL WORKS MOE	484,630	405,988	0	0
44781 - ST-SS PROT SVC SUBACCT	0	0	0	0
44781A - ST-SS PROT SVC SUBACCT	3,224,082	3,307,422	0	0
44782 - ST-FAMILY SPT SUBACT	0	0	0	0
44782A - ST-FAMILY SPT SUBACT	3,519,544	2,921,911	0	0
Total 44 - STATE & FEDERAL AID	10,836,541	10,198,333	0	0
Total Revenue	10,851,107	10,198,333	0	0
58-TRANSFERS				
580700 - TRN-SO TRIAL CRT SEC	498,644	489,970	0	0
580705 - TRN-DA 1/2 AB118	0	0	0	0
580706 - TRN-PD 1/2 AB118	0	0	0	0
580709 - TRN- PROB JJA YTH OFFNDER	138,113	128,086	0	0
580710 - TRN-PROB JJA JUV RNTRY	0	0	0	0
580711 - TRAN-MH BEHAV HEALTH	1,576,334	1,625,085	0	0
580712 - TRN-MH AB118 SUBACCT	796,753	854,801	0	0
580715 - TRN-SO SLESA	500,000	500,000	0	0
580716 - TRN-SO CAL EMA	29,486	29,486	0	0
580718 - TRN-PRB/SO/DA COPS JV JST	0	0	0	0
580720 - TRN-ADULT PROTCT SVC	0	0	0	0
580725 - TRN-SS FOSTER CARE	0	0	0	0
580730 - TRN-SS FOSTER CARE ADMIN	0	0	0	0
580735 - TRN-SS CLD WELFARE SVC	0	0	0	0
580740 - TRN-SS ADOPT ADMIN	0	0	0	0
580745 - TRN-SS CHLD ABUSE PRVNT	0	0	0	0
580750 - TRN-SS ADOPT ASST PROG	0	0	0	0
580760 - TRN-A/D DRUG COURT	0	0	0	0
580765 - TRN-A/D NON DRUG M/CAL	0	0	0	0
580770 - TRN-A/D DRUG M/CAL	0	0	0	0
580780 - TRN-SS CAL WORKS MOE	166,953	405,988	0	0
580781 - TRN-SS PROT SVC SUBACCT	0	0	0	0
580782 - TRN-FAMILY SPT SUBACT	4,379,397	6,525,902	0	0
Total 58 - TRANSFERS	8,085,680	10,559,318	0	0
Total Expenditures and Appropriations	8,085,680	10,559,318	0	0
Net Cost	(2,765,427)	360,985	0	0

BEHAVIORAL HEALTH

Sharon R. Sousa, LMFT, Director

Behavioral Health's mission is to provide respectful, culturally sensitive, and strength-based behavioral health services that promote wellness, self-sufficiency, and recovery from mental illness and/or addiction.

Plumas County Behavioral Health services the residents of Plumas County who are having a large range of problems, including depression and anxiety, bipolar disorder and schizophrenia.

Behavioral Health also provides services for individuals with addiction to drugs and/or alcohol. All services are available on an outpatient basis, which may include therapy, medication services, group, and case management support. Plumas County Behavioral Health provides a full range of services for Medi-Cal recipients or the uninsured.

Behavioral Health conducts crisis assessment and does all the safety evaluations for involuntary hospitalization, known as 5150. Through MHSA funding, Behavioral Health operates Wellness Centers and limited hours in Greenville, Quincy, Portola and Chester. The focus of the Centers is to support a healthy community to provide services that can lead to greater self-sufficiency and stability. Behavioral Health also provides services in the schools and jail.

BEHAVIORAL HEALTH - MENTAL HEALTH

State Controller Schedule
County Budget Act

Plumas County
Financing Sources and Uses by Budget Unit by Object
Governmental Funds
Fiscal Year 2024-25

Schedule 9
Page 9.145

Fund: 0014 MENTAL HEALTH

Budget Unit: 70570 - MNTL HLTH

Function: 04 - HEALTH & SANITATION

Activity: 24 - HEALTH

Activity: 24 - HEALTH				2024-25
Detail by Revenue Category and Expenditure Object 1	2022-23 Actual 2	2023-24	2024-25	Adopted by the Board of Supervisors 5
		Actual <input checked="" type="checkbox"/> Estimated <input type="checkbox"/> Recommended		
43-USE OF MONEY PROPERTY				
43010 - INTEREST-INVESTED FUNDS	100,437	120,334	80,000	80,000
43998 - UNREALIZED GAINS/LOSSES	62,935	0	0	0
Total 43 - USE OF MONEY & PROPERTY	163,372	120,334	80,000	80,000
44-STATE FEDERAL AID				
44044 - STATE-VEH LIC FEES	(38,140)	14,130	125,000	50,000
44142 - ST.-AID HLTH REALIGN. REV	484,223	44,919	41,941	41,941
44290 - STATE-OTHER	867,700	177,050	557,189	937,189
44295 - STATE-MENTAL HEALTH	2,333,144	539,303	2,750,000	2,750,000
44296 - ST-MH EPSDT SV	0	0	0	0
44297 - ST-MH-HFP SV	0	0	0	0
44298 - ST-MH KATIE A SV	0	0	0	0
44515 - FED-MENTAL HEALTH	0	121,182	0	200,000
48296 - ST-MHEPSDTSV TI	0	0	0	0
48297 - ST-MH-HFP SV TI	0	0	0	0
48298 - ST-MH KATIE A SV TI	0	0	0	0
48515 - FED-MENTAL HLTH TI	0	0	0	0
Total 44 - STATE & FEDERAL AID	3,646,927	896,584	3,474,130	3,979,130
45-CHARGES FOR SERVICES				
45083 - COPY/CERT COPY/POSTAGE	0	0	0	0
45143 - MISC HLTH CONTRACTS	0	0	0	0
45150 - MENTAL HEALTH-PATIENT FEE	30,665	37,642	20,000	30,000
45156 - M.H. OUT OF COUNTY MATCH	0	0	0	0
45200 - OTHR SVC OR SVC TO CRTS	0	0	0	0
Total 45 - CHARGES FOR SERVICES	30,665	37,642	20,000	30,000
46-OTHER REVENUE				
46070 - CNTRB FR OTHR AGENCY	0	0	0	0
46251 - REIMBURSEMENTS/REFUNDS	260	0	0	0
46253 - REIMB - CO DISASTR RESPON	33	0	0	0
Total 46 - OTHER REVENUE	293	0	0	0
48-TRANSFER				
48000 - TRANSFER-IN	0	0	0	0
48001 - TRANSFER-IN1	0	202,726	203,700	330,000
48002 - TRANSFER-IN2	0	12,151	25,000	78,800
48003 - TRANSFER-IN3	0	0	0	0
48004 - TRANSFER-IN4	0	0	0	0
48005 - TRANSFER-IN5	0	402	9,322	45,000
48006 - TRANSFER-IN6	11,822	22,013	20,412	20,412
48007 - TSF-IN CRF REIMB	0	0	21,247	33,000
48008 - TRANSFER-IN8	0	0	95,000	95,000
48009 - TRAN IN/OUT	0	0	0	0
48100 - TRF IN DIASTER	0	0	0	0
48143 - TSFR-CARES REALIGN BACKFILL	0	0	0	0

BEHAVIORAL HEALTH - MENTAL HEALTH

State Controller Schedule
County Budget Act

Plumas County
Financing Sources and Uses by Budget Unit by Object
Governmental Funds
Fiscal Year 2024-25

Schedule 9
Page 9.146

Fund: 0014 MENTAL HEALTH

Budget Unit: 70570 - MNTL HLTH

Function: 04 - HEALTH & SANITATION

Activity: 24 - HEALTH

Detail by Revenue Category and Expenditure Object 1	2022-23 Actual 2	2023-24 Actual <input checked="" type="checkbox"/> Estimated <input type="checkbox"/> Recommended 3	2024-25 Adopted by the Board of Supervisors 4	2024-25 Adopted by the Board of Supervisors 5
48-TRANSFER (continued)				
48211 - CONTRI TRANS FR CO GEN	0	0	7,672	7,672
48296 - ST-MHEPSDTSV TI	645,332	728,244	289,045	440,000
48297 - ST-MH-HFP SV TI	77,395	80,916	40,000	45,000
48298 - ST-MH KATIE A SV TI	128,619	80,916	40,000	45,000
48515 - FED-MENTAL HLTH TI	696,555	728,244	407,639	440,000
48712 - TRN-MH AB118 SUBACCT	825,187	861,567	875,000	875,000
Total 48 - TRANSFER	2,384,910	2,717,179	2,034,037	2,454,884
Total Revenue	6,226,167	3,771,739	5,608,167	6,544,014
51-SALARIES BENEFITS				
51000 - REGULAR WAGES	1,371,777	1,439,998	2,129,610	2,196,410
51020 - OTHER WAGES	19,938	23,274	80,000	40,000
51060 - OVERTIME PAY	56,623	41,961	0	60,000
51070 - UNEMPLOYMENT INSURANCE	11,981	11,656	9,858	9,858
51080 - RETIREMENT	429,565	460,159	747,280	770,720
51081 - OPEB LIABILITY	65,399	66,410	65,399	65,399
51090 - GROUP INSURANCE	220,989	283,691	577,424	618,347
51100 - FICA/MEDICARE OASDI	109,698	116,469	162,915	168,025
51110 - COMPENSATION INSURANCE	21,983	43,151	43,151	40,443
51120 - CELL PHONE ALLOW	3,492	3,025	2,880	3,500
51128 - BILINGUAL ALLOWANCE	437	315	315	315
51150 - LIFE INSURANCE	0	251	334	4,085
Total 51 - SALARIES & BENEFITS	2,311,882	2,490,360	3,819,166	3,977,102
52-SERVICES SUPPLIES				
520201 - PHONE - LAND LINE (S)	8,961	7,006	1,000	10,000
520202 - CELL PHONE SERVICE	12,684	12,614	16,200	16,200
520203 - INTERNET SERVICE	5,250	10,250	10,000	10,000
520210 - POSTAGE/SHIP, MAIL COST	991	937	2,500	2,500
520215 - ANSWERING SERVICE	67,164	67,200	67,200	67,200
520230 - COPY CHARGES	0	0	100	100
520234 - PRINTER SUPPLIES	0	0	0	0
520250 - COPY MACHINE LEASE	2,677	4,030	4,000	4,000
520400 - HOUSEHOLD EXPENSE	2	120	1,000	1,000
520415 - COMPUTER UPGRADE	3,591	(19,173)	5,000	7,500
520419 - COVID PPE & CLEANING COST	0	0	0	0
520500 - INSURANCE	40,427	30,586	23,090	30,586
520902 - VEHICLE MAINTENANCE	7,800	16,417	15,000	15,000
521230 - OFFICE FURNITURE/EQUIP	5,325	1,915	5,000	5,000
521231 - COMPUTERS<1500.00	0	111	2,500	2,500
521252 - CELL PHONE/EQUIP	0	0	1,000	1,000
521254 - CELL PHONE - WPC	0	0	0	0
521500 - MEDICAL SUPPLIES	385	460	1,000	1,000
521524 - LAND LINE PHONE/EQUIP	15,161	1,383	5,000	5,000

BEHAVIORAL HEALTH - MENTAL HEALTH

State Controller Schedule
County Budget Act

Plumas County
Financing Sources and Uses by Budget Unit by Object
Governmental Funds
Fiscal Year 2024-25

Schedule 9
Page 9.147

Fund: 0014 MENTAL HEALTH

Budget Unit: 70570 - MNTL HLTH

Function: 04 - HEALTH & SANITATION

Activity: 24 - HEALTH

Detail by Revenue Category and Expenditure Object 1	2022-23 Actual 2	2023-24 Actual <input checked="" type="checkbox"/> Estimated <input type="checkbox"/> Recommended 3	2024-25 Recommended 4	2024-25 Adopted by the Board of Supervisors 5
52-SERVICES SUPPLIES (continued)				
521600 - MEMBERSHIPS/ANNUAL DUES	12,000	17,396	18,000	18,000
521750 - FITNESS & WELLNESS	0	0	0	0
521800 - OFFICE EXPENSE	9,485	5,881	5,000	7,500
521801 - Office Water	0	0	0	0
521900 - PROFESSIONAL SVC	1,384,694	1,759,948	1,500,000	2,000,000
521905 - RESIDENTIAL TREATMENT SVC	568,823	868,183	1,000,000	1,000,000
521912 - PROFESSIONAL SERVICES-WPC	0	0	30,000	0
521960 - QA- OFFICE SUPPLIES	651	3,310	3,000	3,000
521963 - QA- OUT OF CO TRAVEL	2,705	1,324	2,500	2,500
521986 - SECURITY	9,224	9,921	10,458	10,458
523500 - CHILDRENS FAIR EXP	250	0	500	500
523711 - SUBSCRIPTIONS	0	0	150	150
524021 - THERAPEUTIC SUPPLIES	726	(555)	500	500
524090 - INDPNDT LVNG/DAY TRMNT	0	0	500	500
524173 - SP GRANT EXP (SEE FILE)	1,002	21,528	20,000	20,000
524200 - RENTS/LEASES STRUCTURES	1,680	15,586	18,000	35,000
524300 - SMALL TOOLS/INSTRUMENTS	0	0	100	100
524410 - NON-EMPLOYEE INCENTIVE	0	315	500	500
524460 - JUVENILE OUTING/INCENTIVE	0	0	1,000	1,000
524480 - PC MNTL HTLH COMM EXP	450	0	2,000	2,000
524700 - MOUNTAIN VISION EXPENSES	0	0	0	0
525000 - OVERHEAD	269,285	207,799	207,799	207,799
525119 - LIABILITY SELF-FUND INSURANCE	50,761	56,941	56,941	33,027
527000 - TRAINING	3,327	3,197	2,500	2,500
527002 - TRAINING - WPC	0	0	0	0
527400 - TRAVEL- IN COUNTY	12,859	8,229	15,000	15,000
527402 - BUS PASSES-NON EMPLOYEE	200	0	1,500	1,500
527410 - CLIENT SERVICE EXP	106	1,008	2,000	2,000
527412 - IN-COUNTY TRAVEL - WPC	0	0	0	0
527500 - TRAVEL- OUT OF COUNTY	7,836	4,741	10,000	10,000
527511 - PC MNT HLTH COMM TRAVEL	0	0	750	750
527512 - OUT OF COUNTY TRAVEL-WPC	0	0	0	0
527750 - IN CNTY HOSTING	0	524	1,500	1,500
527802 - ELECTRIC CHARGES	0	0	0	0
527803 - PROPANE/OTHR HEATING FUEL	0	0	0	0
528400 - CONTINGENCIES	0	0	0	0
528700 - HOSPITAL SERVICES	544,115	328,418	565,000	565,000
529502 - COMPUTER - WPC	0	0	0	0
529660 - REIMB CLIENT/VENDOR	0	0	0	0
529921 - FINGER PRINTING	0	374	300	500
Total 52 - SERVICES & SUPPLIES	3,050,597	3,447,924	3,635,088	4,119,870

BEHAVIORAL HEALTH - MENTAL HEALTH

State Controller Schedule
County Budget Act

Plumas County
Financing Sources and Uses by Budget Unit by Object
Governmental Funds
Fiscal Year 2024-25

Schedule 9
Page 9.148

Fund: 0014 MENTAL HEALTH

Budget Unit: 70570 - MNTL HLTH

Function: 04 - HEALTH & SANITATION

Activity: 24 - HEALTH

Activity: 24 - HEALTH

Detail by Revenue Category and Expenditure Object 1	2022-23 Actual 2	2023-24 Actual <input checked="" type="checkbox"/> Estimated <input type="checkbox"/> 3		2024-25 Recommended 4	2024-25 Adopted by the Board of Supervisors 5
53-OTHER CHARGES					
532300 - CLIENT TRANSPORT	0	0		0	0
Total 53 - OTHER CHARGES	0	0		0	0
54-FIXED ASSETS					
54050 - OFFICE EQUIPMENT	0	0		0	0
541500 - VEHICLE	96,082	0		0	0
541501 - VEHICLE 4X4	0	0		0	0
543700 - COPY MACHINE	0	0		0	0
Total 54 - FIXED ASSETS	96,082	0		0	0
57-TRANSFER OUT					
570000 - TRANSFERS IN/OUT--IT	0	0		0	0
570001 - TSFR - MUNIS SAAS ANN FEE	0	0		0	0
Total 57 - TRANSFER OUT	0	0		0	0
58-TRANSFERS					
58000 - TRANSFER-OUT	0	0		0	0
580000 - TRANSFER	0	0		0	379,500
580001 - TRANSFER	0	0		13,462	0
580002 - TRANSFER	134,686	93,359		0	0
580003 - INTER FUND TRANSFER	0	0		60,000	0
580004 - INTERFUND TRASNFER	0	0		0	0
580005 - TRANSFER	0	0		50,000	0
58001 - TRANSFER-OUT1	0	0		0	0
Total 58 - TRANSFERS	134,686	93,359		123,462	379,500
Total Expenditures and Appropriations	5,593,247	6,031,643		7,577,716	8,476,472
Net Cost	(632,920)	2,259,904		1,969,549	1,932,458

MENTAL HEALTH SERVICES ACT

State Controller Schedule
County Budget Act

Plumas County
Financing Sources and Uses by Budget Unit by Object
Governmental Funds
Fiscal Year 2024-25

Schedule 9
Page 9.149

Fund: 0014 0014A MENTAL HLTH MHSA

Budget Unit: 70571 - M.H. MHSA

Function: 04 - HEALTH & SANITATION

Activity: 24 - HEALTH

Detail by Revenue Category and Expenditure Object 1	2022-23 Actual 2	2023-24 Actual <input checked="" type="checkbox"/> Estimated <input type="checkbox"/> Recommended 3	2024-25 Adopted by the Board of Supervisors 4	2024-25 Adopted by the Board of Supervisors 5
43-USE OF MONEY PROPERTY				
43010 - INTEREST-INVESTED FUNDS	73,832	111,169	70,000	70,000
Total 43 - USE OF MONEY & PROPERTY	73,832	111,169	70,000	70,000
44-STATE FEDERAL AID				
44027 - STATE GRANT	0	0	0	0
44290 - STATE-OTHER	1,475,219	1,997,456	2,000,000	2,000,000
44295 - STATE-MENTAL HEALTH	0	0	0	0
Total 44 - STATE & FEDERAL AID	1,475,219	1,997,456	2,000,000	2,000,000
46-OTHER REVENUE				
46070 - CNTRB FR OTHR AGENCY	0	0	0	0
46251 - REIMBURSEMENTS/REFUNDS	0	0	0	0
Total 46 - OTHER REVENUE	0	0	0	0
48-TRANSFER				
48000 - TRANSFER-IN	134,686	0	0	0
48001 - TRANSFER-IN1	0	0	0	0
48002 - TRANSFER-IN2	0	0	0	0
48003 - TRANSFER-IN3	0	0	0	0
48007 - TSF-IN CRF REIMB	0	0	0	0
49003 - PROCEEDS FROM LEASES	0	0	0	0
Total 48 - TRANSFER	134,686	0	0	0
Total Revenue	1,683,737	2,108,625	2,070,000	2,070,000
51-SALARIES BENEFITS				
51000 - REGULAR WAGES	507,565	567,004	880,734	761,068
51020 - OTHER WAGES	66,103	27,438	150,000	150,000
51060 - OVERTIME PAY	29,784	21,937	0	30,000
51070 - UNEMPLOYMENT INSURANCE	5,954	5,371	4,584	4,584
51080 - RETIREMENT	171,449	169,520	309,050	267,059
51081 - OPEB LIABILITY	31,986	32,480	31,986	31,986
51090 - GROUP INSURANCE	95,157	140,060	303,830	238,297
51100 - FICA/MEDICARE OASDI	44,871	46,644	67,376	58,222
51110 - COMPENSATION INSURANCE	3,098	11,382	11,382	12,844
51120 - CELL PHONE ALLOW	1,375	1,925	1,950	1,950
51128 - BILINGUAL ALLOWANCE	105	105	105	105
51150 - LIFE INSURANCE	0	0	0	1,895
Total 51 - SALARIES & BENEFITS	957,447	1,023,866	1,760,997	1,558,010
52-SERVICES SUPPLIES				
520201 - PHONE - LAND LINE (S)	9,347	8,453	2,000	2,000
520202 - CELL PHONE SERVICE	2,809	1,836	4,500	4,500
520203 - INTERNET SERVICE	15,404	21,924	30,000	30,000
520205 - PAGER SERVICE	0	0	0	0
520210 - POSTAGE/SHIP, MAIL COST	0	0	500	500
520215 - ANSWERING SERVICE	0	0	0	0
520234 - PRINTER SUPPLIES	0	0	0	0

MENTAL HEALTH SERVICES ACT

State Controller Schedule
County Budget Act

Plumas County
Financing Sources and Uses by Budget Unit by Object
Governmental Funds
Fiscal Year 2024-25

Schedule 9
Page 9.150

Fund: 0014 0014A MENTAL HLTH MHSA

Budget Unit: 70571 - M.H. MHSA

Function: 04 - HEALTH & SANITATION

Activity: 24 - HEALTH

Detail by Revenue Category and Expenditure Object 1	2022-23 Actual 2	2023-24 Actual <input checked="" type="checkbox"/> Estimated <input type="checkbox"/> Recommended 3	2024-25 Recommended 4	2024-25 Adopted by the Board of Supervisors 5
52-SERVICES SUPPLIES (continued)				
520250 - COPY MACHINE LEASE	4,011	9,146	8,000	10,000
520300 - FOOD	0	0	500	500
520400 - HOUSEHOLD EXPENSE	107	8	500	500
520407 - REFUSE DISPOSAL	2,370	2,639	3,500	3,500
520415 - COMPUTER UPGRADE	655	0	2,500	2,500
520500 - INSURANCE	0	0	0	10,000
520900 - EQUIPMENT MAINTENANCE	0	0	1,000	1,000
520902 - VEHICLE MAINTENANCE	7,579	8,231	15,000	15,000
521230 - OFFICE FURNITURE/EQUIP	2,478	0	2,500	2,500
521231 - COMPUTERS<1500.00	0	0	1,500	1,500
521500 - MEDICAL SUPPLIES	487	226	500	500
521524 - LAND LINE PHONE/EQUIP	16,629	1,233	2,000	2,000
521600 - MEMBERSHIPS/ANNUAL DUES	4,669	5,900	6,000	6,000
521800 - OFFICE EXPENSE	13,345	3,570	7,000	7,000
521900 - PROFESSIONAL SVC	873,656	753,947	950,000	950,000
521902 - PROFESSIONAL SVC - GRANT	0	0	0	0
521980 - MEDICAL SERVICE - PROF SV	0	0	0	0
523702 - PUB - RECRUITMENT ADS	0	0	3,000	3,000
523711 - SUBSCRIPTIONS	0	0	0	0
524021 - THERAPEUTIC SUPPLIES	566	124	1,500	1,500
524090 - INDPNDT LVNG/DAY TRMNT	0	0	0	0
524173 - SP GRANT EXP (SEE FILE)	0	0	0	0
524200 - RENTS/LEASES STRUCTURES	77,282	75,583	85,000	85,000
524410 - NON-EMPLOYEE INCENTIVE	25	0	1,000	1,000
524460 - JUVENILE OUTING/INCENTIVE	210	120	1,000	1,000
524480 - PC MNTL HTLH COMM EXP	1,195	1,958	5,000	5,000
524700 - MOUNTAIN VISION EXPENSES	0	0	0	0
525000 - OVERHEAD	71,116	61,846	61,846	61,846
525119 - LIABILITY SELF-FUND INSURANCE	9,823	9,991	9,991	10,831
527380 - NON EMPLOYEE TRAVEL	0	0	0	0
527400 - TRAVEL- IN COUNTY	8,808	9,128	12,500	12,500
527402 - BUS PASSES-NON EMPLOYEE	212	0	2,500	2,500
527410 - CLIENT SERVICE EXP	1,498	1,737	10,000	10,000
527500 - TRAVEL- OUT OF COUNTY	4,279	2,538	5,000	5,000
527502 - TRAVEL--SP PROGRM	0	0	0	0
527750 - IN CNTY HOSTING	448	0	1,000	1,000
527802 - ELECTRIC CHARGES	11,564	12,891	15,000	15,000
527803 - PROPANE/OTHR HEATING FUEL	15,567	7,421	16,000	16,000
527804 - HEATING FUEL/OIL	0	0	0	0
527807 - WATER/SEWER CHARGES	1,022	1,014	2,600	2,600
528400 - CONTINGENCIES	0	0	0	0
529370 - INTEREST EXPENSE LEASE	0	0	0	0

MENTAL HEALTH SERVICES ACT

State Controller Schedule
County Budget Act

Plumas County
Financing Sources and Uses by Budget Unit by Object
Governmental Funds
Fiscal Year 2024-25

Schedule 9
Page 9.151

Fund: 0014 0014A MENTAL HLTH MHSA

Budget Unit: 70571 - M.H. MHSA

Function: 04 - HEALTH & SANITATION

Activity: 24 - HEALTH

Detail by Revenue Category and Expenditure Object 1	2022-23 Actual 2	2023-24 Actual <input checked="" type="checkbox"/> Estimated <input type="checkbox"/> Recommended <input type="checkbox"/>		2024-25 Adopted by the Board of Supervisors 5
		3	4	
52-SERVICES SUPPLIES (continued)				
529660 - REIMB CLIENT/VENDOR	0	0	0	0
52970 - PRINCIPAL LEASE	0	0	0	0
Total 52 - SERVICES & SUPPLIES	1,157,161	1,001,464	1,270,437	1,283,277
54-FIXED ASSETS				
541500 - VEHICLE	9,066	0	250,000	250,000
542600 - EQUIPMENT	0	0	0	0
549950 - LEASE EXPENDITURE CAP OUTLAY	0	0	0	0
Total 54 - FIXED ASSETS	9,066	0	250,000	250,000
58-TRANSFERS				
580000 - TRANSFER	0	0	0	0
580001 - TRANSFER	0	0	0	0
580002 - TRANSFER	0	0	0	0
580004 - INTERFUND TRASNFER	0	0	0	0
580005 - TRANSFER	0	0	150,000	150,000
58003 - TRANSFER ADMIN (70570)	0	202,726	203,700	330,000
Total 58 - TRANSFERS	0	202,726	353,700	480,000
Total Expenditures and Appropriations	2,123,674	2,228,056	3,635,134	3,571,287
Net Cost	439,937	119,431	1,565,134	1,501,287

ALCOHOL & DRUG

State Controller Schedule
County Budget Act

Plumas County
Financing Sources and Uses by Budget Unit by Object
Governmental Funds
Fiscal Year 2024-25

Schedule 9
Page 9.180

Fund: 0016 ALCOHOL & DRUG

Budget Unit: 70580 - ALCOHOL & DRUG

Function: 04 - HEALTH & SANITATION

Activity: 24 - HEALTH

Detail by Revenue Category and Expenditure Object 1	2022-23 Actual 2	2023-24 Actual <input checked="" type="checkbox"/> Estimated <input type="checkbox"/> 3	2024-25 Recommended 4	2024-25 Adopted by the Board of Supervisors 5
42-FINES PENALTIES				
42060 - CO ALC ABUSE/PREV.1463.25	2,998	2,771	3,105	0
Total 42 - FINES & PENALTIES	2,998	2,771	3,105	0
43-USE OF MONEY PROPERTY				
43010 - INTEREST-INVESTED FUNDS	0	0	0	0
43998 - UNREALIZED GAINS/LOSSES	5,511	0	0	0
Total 43 - USE OF MONEY & PROPERTY	5,511	0	0	0
44-STATE FEDERAL AID				
44101 - STATE-AID FOR ALCOHOL	0	0	0	0
44144 - STATE-AID PERINATAL D&A	0	0	0	0
44516 - FED-BLOCK GRANT ALCOHOL	602,269	341,795	440,000	440,000
44516P - FED-BLOCK GRANT ALCOHOL	0	0	0	0
Total 44 - STATE & FEDERAL AID	602,269	341,795	440,000	440,000
45-CHARGES FOR SERVICES				
45143 - MISC HLTH CONTRACTS	0	0	0	0
45272 - CLIENT FEES DRUG/ALCOHOL	237	0	0	0
45305 - DRUG COURT FEE	0	0	0	0
45330 - DRUG PROG. FEE/DIVERSION	2,814	3,119	3,291	0
45331 - ASSMT VC 23649 \$100	6,312	5,801	7,075	0
Total 45 - CHARGES FOR SERVICES	9,363	8,920	10,366	0
46-OTHER REVENUE				
46607 - OTHER MISCELLANEOUS	0	0	0	0
Total 46 - OTHER REVENUE	0	0	0	0
48-TRANSFER				
48000 - TRANSFER-IN	0	0	0	0
48001 - TRANSFER-IN1	0	0	0	0
48765 - TRN-A/D NON DRUG M/CAL	0	0	0	0
48765P - TRN-S/D NON DRUG M/CAL	0	0	0	0
Total 48 - TRANSFER	0	0	0	0
Total Revenue	620,141	353,486	453,471	440,000
51-SALARIES BENEFITS				
51000 - REGULAR WAGES	170,806	205,119	401,504	383,332
51020 - OTHER WAGES	0	0	0	0
51060 - OVERTIME PAY	12,343	10,000	0	10,000
51070 - UNEMPLOYMENT INSURANCE	1,409	116	110	110
51080 - RETIREMENT	56,982	58,084	140,888	134,511
51081 - OPEB LIABILITY	6,540	6,641	6,540	6,540
51090 - GROUP INSURANCE	29,459	35,185	101,502	88,230
51100 - FICA/MEDICARE OASDI	13,878	16,572	30,715	29,325
51110 - COMPENSATION INSURANCE	(3,382)	1,392	1,392	1,701
51120 - CELL PHONE ALLOW	38	300	0	0
51150 - LIFE INSURANCE	0	0	0	740
Total 51 - SALARIES & BENEFITS	288,073	333,409	682,651	654,489

ALCOHOL & DRUG

State Controller Schedule
County Budget Act

Plumas County
Financing Sources and Uses by Budget Unit by Object
Governmental Funds
Fiscal Year 2024-25

Schedule 9
Page 9.181

Fund: 0016 ALCOHOL & DRUG

Budget Unit: 70580 - ALCOHOL & DRUG

Function: 04 - HEALTH & SANITATION

Activity: 24 - HEALTH

Detail by Revenue Category and Expenditure Object 1	2022-23 Actual 2	2023-24 Actual <input checked="" type="checkbox"/> Estimated <input type="checkbox"/> Recommended <input type="checkbox"/> 3	2024-25 Recommended 4	2024-25 Adopted by the Board of Supervisors 5
52-SERVICES SUPPLIES				
520201 - PHONE - LAND LINE (S)	1,279	556	1,800	0
520202 - CELL PHONE SERVICE	0	0	0	0
520210 - POSTAGE/SHIP, MAIL COST	0	36	130	130
520250 - COPY MACHINE LEASE	0	0	0	0
520419 - COVID PPE & CLEANING COST	0	0	0	0
520902 - VEHICLE MAINTENANCE	2,044	0	5,000	0
521230 - OFFICE FURNITURE/EQUIP	0	0	0	0
521500 - MEDICAL SUPPLIES	344	317	500	0
521600 - MEMBERSHIPS/ANNUAL DUES	700	700	700	0
521800 - OFFICE EXPENSE	0	811	1,950	450
521900 - PROFESSIONAL SVC	128,841	65,376	110,000	40,000
521905 - RESIDENTIAL TREATMENT SVC	22,546	43,448	25,000	150,000
523000 - PROMOTIONAL MATERIAL	0	0	1,500	1,500
523300 - EDUCATE MATERIAL/INCENT	3,046	0	12,000	12,000
524000 - RENT - OFFICE/SPACE	0	0	0	0
524400 - SPECIAL DEPARTMENT EXPENSE	0	0	0	0
525000 - OVERHEAD	38,074	15,812	15,812	15,812
525119 - LIABILITY SELF-FUND INSURANCE	1,138	1,062	1,062	1,482
527000 - TRAINING	1,270	2,438	10,000	10,000
527400 - TRAVEL- IN COUNTY	45	30	750	750
527402 - BUS PASSES-NON EMPLOYEE	0	0	1,500	1,500
527500 - TRAVEL- OUT OF COUNTY	2,284	4,771	500	500
527750 - IN CNTY HOSTING	0	0	250	250
528400 - CONTINGENCIES	0	0	0	0
529500 - COMPUTER	0	0	0	0
529921 - FINGER PRINTING	0	0	0	0
Total 52 - SERVICES & SUPPLIES	201,611	135,357	188,454	234,374
57-TRANSFER OUT				
570000 - TRANSFERS IN/OUT--IT	0	0	0	0
570001 - TSFR - MUNIS SAAS ANN FEE	0	0	0	0
Total 57 - TRANSFER OUT	0	0	0	0
58-TRANSFERS				
58000 - TRANSFER-OUT	0	0	0	0
580000 - TRANSFER	86,682	105,362	110,000	110,000
580001 - TRANSFER	0	0	0	0
580002 - TRANSFER	0	0	0	0
580005 - TRANSFER	0	0	0	0
Total 58 - TRANSFERS	86,682	105,362	110,000	110,000
Total Expenditures and Appropriations	576,366	574,128	981,105	998,863
Net Cost	(43,775)	220,642	527,634	558,863

M.H. SERVICES ACT PREV. & EARLY INTERVENTION

State Controller Schedule
County Budget Act

Plumas County
Financing Sources and Uses by Budget Unit by Object
Governmental Funds
Fiscal Year 2024-25

Schedule 9
Page 9.153

Fund: 0014 0014A MENTAL HLTH MHSA

Budget Unit: 70573 - MSHA PEI

Function: 04 - HEALTH & SANITATION

Activity: 24 - HEALTH

Detail by Revenue Category and Expenditure Object 1	2022-23 Actual 2	2023-24 Actual <input checked="" type="checkbox"/> Estimated <input type="checkbox"/> 3	2024-25 Recommended 4	2024-25 Adopted by the Board of Supervisors 5
44-STATE FEDERAL AID				
44290 - STATE-OTHER	368,805	740,901	450,000	450,000
44295 - STATE-MENTAL HEALTH	0	0	0	0
Total 44 - STATE & FEDERAL AID	368,805	740,901	450,000	450,000
48-TRANSFER				
48009 - TRAN IN/OUT	0	0	0	0
Total 48 - TRANSFER	0	0	0	0
Total Revenue	368,805	740,901	450,000	450,000
51-SALARIES BENEFITS				
51000 - REGULAR WAGES	0	0	0	0
51060 - OVERTIME PAY	0	0	0	0
51070 - UNEMPLOYMENT INSURANCE	0	0	0	0
51080 - RETIREMENT	0	0	0	0
51081 - OPEB LIABILITY	0	0	0	0
51090 - GROUP INSURANCE	0	0	0	0
51100 - FICA/MEDICARE OASDI	0	0	0	0
51110 - COMPENSATION INSURANCE	(163)	5	5	0
51150 - LIFE INSURANCE	0	0	0	0
Total 51 - SALARIES & BENEFITS	(163)	5	5	0
52-SERVICES SUPPLIES				
520201 - PHONE - LAND LINE (S)	0	0	0	0
520202 - CELL PHONE SERVICE	0	0	0	0
520215 - ANSWERING SERVICE	0	0	0	0
520250 - COPY MACHINE LEASE	0	0	0	0
520400 - HOUSEHOLD EXPENSE	0	0	0	0
520500 - INSURANCE	0	0	0	0
520902 - VEHICLE MAINTENANCE	0	0	0	0
521230 - OFFICE FURNITURE/EQUIP	0	0	0	0
521600 - MEMBERSHIPS/ANNUAL DUES	0	0	0	0
521800 - OFFICE EXPENSE	0	162	0	0
521900 - PROFESSIONAL SVC	286,664	246,186	595,000	595,000
524021 - THERAPEUTIC SUPPLIES	0	7,155	0	0
524173 - SP GRANT EXP (SEE FILE)	0	0	0	0
525000 - OVERHEAD	718	3,165	3,165	3,165
525119 - LIABILITY SELF-FUND INSURANCE	802	102	102	118
527400 - TRAVEL- IN COUNTY	0	0	0	0
527402 - BUS PASSES-NON EMPLOYEE	0	0	0	0
527500 - TRAVEL- OUT OF COUNTY	0	0	0	0
Total 52 - SERVICES & SUPPLIES	288,184	256,770	598,267	598,283
58-TRANSFERS				
580000 - TRANSFER	109,725	110,922	190,000	190,000
58001 - TRANSFER-OUT1	0	0	0	0
58002 - TRANSFER SR SERVICES	0	0	0	0

Fund: 0014 0014A MENTAL HLTH MHSA

Budget Unit: 70573 - MSHA PEI

Function: 04 - HEALTH & SANITATION

Activity: 24 - HEALTH

Detail by Revenue Category and Expenditure Object 1	2023-24		2024-25	
	2022-23 Actual 2	Actual <input checked="" type="checkbox"/> 3	2024-25 Recommended 4	Adopted by the Board of Supervisors 5
		Estimated <input type="checkbox"/>		
58-TRANSFERS (continued)				
58003 - TRANSFER ADMIN (70570)	0	12,151	25,000	78,800
Total 58 - TRANSFERS	109,725	123,073	215,000	268,800
Total Expenditures and Appropriations	397,746	379,848	813,272	867,083
Net Cost	28,941	(361,053)	363,272	417,083

DRUG COURT (ALCOHOL & DRUG)

State Controller Schedule
County Budget Act

Plumas County
Financing Sources and Uses by Budget Unit by Object
Governmental Funds
Fiscal Year 2024-25

Schedule 9
Page 9.184

Fund: 0016 ALCOHOL & DRUG

Budget Unit: 70630 - DRUG COURT (A&D)

Function: 04 - HEALTH & SANITATION

Activity: 24 - HEALTH

Detail by Revenue Category and Expenditure Object 1	2022-23 Actual 2	2023-24 Actual <input checked="" type="checkbox"/> Estimated <input type="checkbox"/> 3	2024-25 Recommended 4	2024-25 Adopted by the Board of Supervisors 5
42-FINES PENALTIES				
42060 - CO ALC ABUSE/PREV.1463.25	0	0	0	3,105
Total 42 - FINES & PENALTIES	0	0	0	3,105
44-STATE FEDERAL AID				
44027 - STATE GRANT	0	0	0	0
44226 - STATE - DRUG COURT	0	0	0	0
44290 - STATE-OTHER	0	0	500,000	0
44295 - STATE-MENTAL HEALTH	0	0	0	250,000
44408 - FEDERAL STIMULUS (ARRA)	0	0	0	0
Total 44 - STATE & FEDERAL AID	0	0	500,000	250,000
45-CHARGES FOR SERVICES				
45330 - DRUG PROG. FEE/DIVERSION	0	0	0	3,291
45331 - ASSMT VC 23649 \$100	0	0	0	7,075
Total 45 - CHARGES FOR SERVICES	0	0	0	10,366
48-TRANSFER				
48001 - TRANSFER-IN1	0	0	0	0
48002 - TRANSFER-IN2	0	0	0	0
48003 - TRANSFER-IN3	0	0	0	0
48004 - TRANSFER-IN4	0	0	0	0
48760 - TRN-A/D DRUG COURT	0	0	0	250,000
48770 - TRN-A/D DRUG M/CAL	0	0	0	0
Total 48 - TRANSFER	0	0	0	250,000
Total Revenue	0	0	500,000	513,471
51-SALARIES BENEFITS				
51000 - REGULAR WAGES	0	0	0	0
51020 - OTHER WAGES	0	0	0	0
51070 - UNEMPLOYMENT INSURANCE	3	2	2	2
51080 - RETIREMENT	0	0	0	0
51090 - GROUP INSURANCE	0	0	0	0
51100 - FICA/MEDICARE OASDI	0	0	0	0
51110 - COMPENSATION INSURANCE	(65)	26	26	33
51120 - CELL PHONE ALLOW	0	0	0	0
51128 - BILINGUAL ALLOWANCE	0	0	0	0
521800 - OFFICE EXPENSE	0	0	0	0
Total 51 - SALARIES & BENEFITS	(62)	28	28	35
52-SERVICES SUPPLIES				
520201 - PHONE - LAND LINE (S)	0	0	500	500
520202 - CELL PHONE SERVICE	0	0	0	1,200
520419 - COVID PPE & CLEANING COST	0	0	0	0
520902 - VEHICLE MAINTENANCE	0	0	5,000	5,000
521500 - MEDICAL SUPPLIES	0	0	500	500
521600 - MEMBERSHIPS/ANNUAL DUES	3,000	3,000	700	4,000
521800 - OFFICE EXPENSE	0	0	0	1,500

DRUG COURT (ALCOHOL & DRUG)

State Controller Schedule
County Budget Act

Plumas County
Financing Sources and Uses by Budget Unit by Object
Governmental Funds
Fiscal Year 2024-25

Schedule 9
Page 9.185

Fund: 0016 ALCOHOL & DRUG

Budget Unit: 70630 - DRUG COURT (A&D)

Function: 04 - HEALTH & SANITATION

Activity: 24 - HEALTH

		Activity: 24 - HEALTH		2024-25
Detail by Revenue Category and Expenditure Object 1	2022-23 Actual 2	2023-24	2024-25	Adopted by the Board of Supervisors 5
		Actual <input checked="" type="checkbox"/> Estimated <input type="checkbox"/> Recommended <input type="checkbox"/> 3		
52-SERVICES SUPPLIES (continued)				
521900 - PROFESSIONAL SVC	5,900	0	200,000	50,000
521905 - RESIDENTIAL TREATMENT SVC	0	0	75,000	25,000
523000 - PROMOTIONAL MATERIAL	0	0	1,000	1,000
524000 - RENT - OFFICE/SPACE	0	0	0	0
524400 - SPECIAL DEPARTMENT EXPENSE	0	0	55,000	0
525000 - OVERHEAD	0	965	0	1,000
525119 - LIABILITY SELF-FUND INSURANCE	22	24	24	28
527400 - TRAVEL- IN COUNTY	0	0	750	750
527500 - TRAVEL- OUT OF COUNTY	0	0	5,000	5,000
528700 - HOSPITAL SERVICES	0	0	160,000	160,000
529500 - COMPUTER	0	0	0	0
Total 52 - SERVICES & SUPPLIES	8,922	3,989	503,474	255,478
54-FIXED ASSETS				
540412 - SOFTWARE	0	0	0	0
541500 - VEHICLE	0	0	0	0
Total 54 - FIXED ASSETS	0	0	0	0
58-TRANSFERS				
580000 - TRANSFER	0	402	50,000	45,000
580001 - TRANSFER	0	0	0	0
580002 - TRANSFER	0	0	0	0
580003 - INTER FUND TRANSFER	0	0	0	0
580004 - INTERFUND TRASNFER	0	0	0	0
58001 - TRANSFER-OUT1	0	0	0	0
Total 58 - TRANSFERS	0	402	50,000	45,000
Total Expenditures and Appropriations	8,860	4,419	553,502	300,513
Net Cost	8,860	4,419	53,502	(212,958)

SUBSTANCE ABUSE AND M.H. SERVICES ADMIN.

State Controller Schedule
County Budget Act

Plumas County
Financing Sources and Uses by Budget Unit by Object
Governmental Funds
Fiscal Year 2024-25

Schedule 9
Page 9.157

Fund: 0014 0014S SAMHSA

Budget Unit: 70575 - SAMHSA M.H.

Function: 04 - HEALTH & SANITATION

Activity: 24 - HEALTH

Detail by Revenue Category and Expenditure Object 1	2022-23 Actual 2	2023-24 Actual <input checked="" type="checkbox"/> Estimated <input type="checkbox"/> 3	2024-25 Recommended 4	2024-25 Adopted by the Board of Supervisors 5
43-USE OF MONEY PROPERTY				
43010 - INTEREST-INVESTED FUNDS	(1,995)	(2,243)	0	0
Total 43 - USE OF MONEY & PROPERTY	(1,995)	(2,243)	0	0
44-STATE FEDERAL AID				
44295 - STATE-MENTAL HEALTH	0	0	0	0
44295P - STATE- MENTAL HLTH	0	0	0	0
44431 - FEDERAL - SAMHSA	182,155	178,018	311,097	311,097
44431P - FEDERAL -SAMHSA	0	0	0	0
Total 44 - STATE & FEDERAL AID	182,155	178,018	311,097	311,097
45-CHARGES FOR SERVICES				
45150P - MNLT HTLH PATIENT -PRIOR	0	0	0	0
45152 - DROP IN CENTER - SAMHSA	0	0	0	0
Total 45 - CHARGES FOR SERVICES	0	0	0	0
48-TRANSFER				
48000 - TRANSFER-IN	0	0	0	0
48001 - TRANSFER-IN1	0	0	0	0
48004 - TRANSFER-IN4	0	0	0	0
48005 - TRANSFER-IN5	0	0	0	0
Total 48 - TRANSFER	0	0	0	0
Total Revenue	180,160	175,775	311,097	311,097
51-SALARIES BENEFITS				
51000 - REGULAR WAGES	108,078	105,817	158,845	157,909
51020 - OTHER WAGES	0	0	0	0
51060 - OVERTIME PAY	15,652	16,697	0	18,000
51070 - UNEMPLOYMENT INSURANCE	191	179	160	160
51080 - RETIREMENT	35,678	29,133	55,739	55,410
51081 - OPEB LIABILITY	5,470	5,554	5,470	5,470
51090 - GROUP INSURANCE	19,601	24,919	40,250	40,750
51100 - FICA/MEDICARE OASDI	9,282	9,279	12,152	12,080
51110 - COMPENSATION INSURANCE	643	1,738	1,738	2,337
51119 - LIABILITY INSURANCE	0	0	0	0
51120 - CELL PHONE ALLOW	450	450	450	450
51128 - BILINGUAL ALLOWANCE	0	0	0	0
51150 - LIFE INSURANCE	0	0	0	324
Total 51 - SALARIES & BENEFITS	195,045	193,766	274,804	292,890
52-SERVICES SUPPLIES				
520201 - PHONE - LAND LINE (S)	0	0	0	0
520202 - CELL PHONE SERVICE	0	0	0	0
520203 - INTERNET SERVICE	0	0	0	0
520210 - POSTAGE/SHIP, MAIL COST	0	0	0	0
520234 - PRINTER SUPPLIES	0	0	0	0
520250 - COPY MACHINE LEASE	0	0	0	0
520300 - FOOD	0	0	0	0

SUBSTANCE ABUSE AND M.H. SERVICES ADMIN.

State Controller Schedule
County Budget Act

Plumas County
Financing Sources and Uses by Budget Unit by Object
Governmental Funds
Fiscal Year 2024-25

Schedule 9
Page 9.158

Fund: 0014 0014S SAMHSA

Budget Unit: 70575 - SAMHSA M.H.

Function: 04 - HEALTH & SANITATION

Activity: 24 - HEALTH

Detail by Revenue Category and Expenditure Object 1	2022-23 Actual 2	2023-24 Actual <input checked="" type="checkbox"/> Estimated <input type="checkbox"/> Recommended <input type="checkbox"/>		2024-25 Adopted by the Board of Supervisors 5
		3	4	
52-SERVICES SUPPLIES (continued)				
520400 - HOUSEHOLD EXPENSE	0	0	0	0
520407 - REFUSE DISPOSAL	0	0	0	0
520500 - INSURANCE	0	0	0	0
520902 - VEHICLE MAINTENANCE	0	0	0	0
521230 - OFFICE FURNITURE/EQUIP	0	0	0	0
521500 - MEDICAL SUPPLIES	0	0	0	0
521524 - LAND LINE PHONE/EQUIP	0	0	0	0
521600 - MEMBERSHIPS/ANNUAL DUES	0	0	0	0
521800 - OFFICE EXPENSE	0	0	0	0
521900 - PROFESSIONAL SVC	0	0	17,500	17,500
521903 - SECURITY SYSTEM SVC	0	0	0	0
523300 - EDUCATE MATERIAL/INCENT	0	0	3,000	3,000
523711 - SUBSCRIPTIONS	0	0	0	0
524021 - THERAPEUTIC SUPPLIES	0	0	0	0
524090 - INDPNDT LVNG/DAY TRMNT	0	0	0	0
525000 - OVERHEAD	12,992	9,350	9,350	9,350
525119 - LIABILITY SELF-FUND INSURANCE	971	1,678	1,441	1,671
527400 - TRAVEL- IN COUNTY	0	49	1,000	1,000
527402 - BUS PASSES-NON EMPLOYEE	0	0	1,500	1,500
527410 - CLIENT SERVICE EXP	0	0	4,400	4,400
527500 - TRAVEL- OUT OF COUNTY	3,127	2,270	0	0
527802 - ELECTRIC CHARGES	0	0	0	0
527804 - HEATING FUEL/OIL	0	0	0	0
527807 - WATER/SEWER CHARGES	0	0	0	0
Total 52 - SERVICES & SUPPLIES	17,090	13,347	38,191	38,421
58-TRANSFERS				
580000 - TRANSFER	0	0	27,152	33,000
Total 58 - TRANSFERS	0	0	27,152	33,000
Total Expenditures and Appropriations	212,135	207,113	340,147	364,311
Net Cost	31,975	31,338	29,050	53,214

MENTAL HEALTH SERVICES ACT EDUCATION & TRNG.

State Controller Schedule
County Budget Act

Plumas County
Financing Sources and Uses by Budget Unit by Object
Governmental Funds
Fiscal Year 2024-25

Schedule 9
Page 9.163

Fund: 0014 0014A MENTAL HLTH MHSA

Budget Unit: 70579 - MHSA-WRKFRM ED TRN

Function: 04 - HEALTH & SANITATION

Activity: 24 - HEALTH

Detail by Revenue Category and Expenditure Object 1	2022-23 Actual 2	2023-24 Actual <input checked="" type="checkbox"/> Estimated <input type="checkbox"/> Recommended <input type="checkbox"/>		2024-25 Adopted by the Board of Supervisors 5
		3	4	
44-STATE FEDERAL AID				
44290 - STATE-OTHER	0	0	0	0
Total 44 - STATE & FEDERAL AID	0	0	0	0
48-TRANSFER				
480001 - TRANSFER FR OTHER AGENCY	0	0	150,000	150,000
Total 48 - TRANSFER	0	0	150,000	150,000
Total Revenue	0	0	150,000	150,000
51-SALARIES BENEFITS				
51000 - REGULAR WAGES	0	0	0	0
51020 - OTHER WAGES	0	0	0	0
51060 - OVERTIME PAY	0	0	0	0
51070 - UNEMPLOYMENT INSURANCE	3	2	1	1
51080 - RETIREMENT	0	0	0	0
51081 - OPEB LIABILITY	0	0	0	0
51090 - GROUP INSURANCE	0	0	0	0
51100 - FICA/MEDICARE OASDI	0	0	0	0
51110 - COMPENSATION INSURANCE	(19)	25	25	26
51150 - LIFE INSURANCE	0	0	0	0
Total 51 - SALARIES & BENEFITS	(16)	27	26	27
52-SERVICES SUPPLIES				
520201 - PHONE - LAND LINE (S)	0	0	0	0
520215 - ANSWERING SERVICE	0	0	0	0
520250 - COPY MACHINE LEASE	0	0	0	0
520400 - HOUSEHOLD EXPENSE	0	0	0	0
520500 - INSURANCE	0	0	0	0
521600 - MEMBERSHIPS/ANNUAL DUES	0	0	0	0
521800 - OFFICE EXPENSE	0	0	0	0
521900 - PROFESSIONAL SVC	0	12,163	42,000	42,000
524173 - SP GRANT EXP (SEE FILE)	40,000	50,000	50,000	50,000
525000 - OVERHEAD	(167)	417	417	417
525119 - LIABILITY SELF-FUND INSURANCE	22	20	20	12
527000 - TRAINING	0	0	50,000	50,000
527400 - TRAVEL- IN COUNTY	0	0	0	0
527500 - TRAVEL- OUT OF COUNTY	0	0	0	0
Total 52 - SERVICES & SUPPLIES	39,855	62,600	142,437	142,429
Total Expenditures and Appropriations	39,839	62,627	142,463	142,456
Net Cost	39,839	62,627	(7,537)	(7,544)

MENTAL HEALTH BEHAVIORAL

State Controller Schedule
County Budget Act

Plumas County
Financing Sources and Uses by Budget Unit by Object
Governmental Funds
Fiscal Year 2024-25

Schedule 9
Page 9.143

Fund: 0014 0014B MENTAL HLTH BEHAVIORAL HL

Budget Unit: 70569 - MENTAL HEALTH BEHAVIORAL

Function: 04 - HEALTH & SANITATION

Activity: 24 - HEALTH

Detail by Revenue Category and Expenditure Object 1	2022-23 Actual 2	2023-24 Actual <input checked="" type="checkbox"/> Estimated <input type="checkbox"/> Recommended 3	2024-25 Adopted by the Board of Supervisors 4	2024-25 Adopted by the Board of Supervisors 5
43-USE OF MONEY PROPERTY				
43010 - INTEREST-INVESTED FUNDS	(370)	(852)	300	300
Total 43 - USE OF MONEY & PROPERTY	(370)	(852)	300	300
44-STATE FEDERAL AID				
44079 - STATE- CORR AB109	0	0	0	0
44290 - STATE-OTHER	0	0	0	0
Total 44 - STATE & FEDERAL AID	0	0	0	0
46-OTHER REVENUE				
46253 - REIMB - CO DISASTR RESPON	1,203	0	0	0
Total 46 - OTHER REVENUE	1,203	0	0	0
48-TRANSFER				
48000 - TRANSFER-IN	0	0	78,058	81,456
480000 - TRANSFER	0	0	0	0
480001 - TRANSFER FR OTHER AGENCY	0	0	0	0
480002 - TRANSFER FR OTHER AGENCY	0	0	0	0
48079 - TRN-CCPIF AB109	0	0	0	0
Total 48 - TRANSFER	0	0	78,058	81,456
Total Revenue	833	(852)	78,358	81,756
51-SALARIES BENEFITS				
51000 - REGULAR WAGES	0	0	0	0
51020 - OTHER WAGES	0	0	0	0
51060 - OVERTIME PAY	0	0	0	0
51070 - UNEMPLOYMENT INSURANCE	3	0	0	0
51080 - RETIREMENT	0	0	0	0
51081 - OPEB LIABILITY	0	0	0	0
51090 - GROUP INSURANCE	0	0	0	0
51100 - FICA/MEDICARE OASDI	0	0	0	0
51110 - COMPENSATION INSURANCE	(345)	28	28	0
51150 - LIFE INSURANCE	0	0	0	0
Total 51 - SALARIES & BENEFITS	(342)	28	28	0
52-SERVICES SUPPLIES				
520201 - PHONE - LAND LINE (S)	0	0	0	0
520202 - CELL PHONE SERVICE	0	0	0	0
520215 - ANSWERING SERVICE	0	0	0	0
520234 - PRINTER SUPPLIES	0	0	0	0
520250 - COPY MACHINE LEASE	0	0	0	0
520400 - HOUSEHOLD EXPENSE	0	0	0	0
520500 - INSURANCE	0	0	0	0
520902 - VEHICLE MAINTENANCE	0	0	0	0
521230 - OFFICE FURNITURE/EQUIP	0	0	0	0
521231 - COMPUTERS<1500.00	0	0	0	0
521252 - CELL PHONE/EQUIP	0	0	0	0
521600 - MEMBERSHIPS/ANNUAL DUES	0	0	0	0

MENTAL HEALTH BEHAVIORAL

State Controller Schedule
County Budget Act

Plumas County
Financing Sources and Uses by Budget Unit by Object
Governmental Funds
Fiscal Year 2024-25

Schedule 9
Page 9.144

Fund: 0014 0014B MENTAL HLTH BEHAVIORAL HL

Budget Unit: 70569 - MENTAL HEALTH BEHAVIORAL

Function: 04 - HEALTH & SANITATION

Activity: 24 - HEALTH

Activity: 24 - HEALTH

Detail by Revenue Category and Expenditure Object 1	2022-23 Actual 2	2023-24		2024-25
		Actual <input checked="" type="checkbox"/>	Estimated <input type="checkbox"/>	Adopted by the
		3	Recommended	Board of Supervisors 5
4				
52-SERVICES SUPPLIES (continued)				
521800 - OFFICE EXPENSE	0	0	0	0
521900 - PROFESSIONAL SVC	4,860	50,350	52,000	36,400
524021 - THERAPEUTIC SUPPLIES	0	0	0	0
524200 - RENTS/LEASES STRUCTURES	0	0	0	0
525000 - OVERHEAD	163	31,213	31,213	31,213
525119 - LIABILITY SELF-FUND INSURANCE	23	0	0	0
527400 - TRAVEL- IN COUNTY	0	0	0	0
527500 - TRAVEL- OUT OF COUNTY	0	0	0	0
527800 - UTILITIES	0	0	0	0
52840 - CONTINGENCIES	0	0	0	0
Total 52 - SERVICES & SUPPLIES	5,046	81,563	83,213	67,613
58-TRANSFERS				
580006 - TRF TO AOD	11,822	22,013	26,058	45,056
Total 58 - TRANSFERS	11,822	22,013	26,058	45,056
Total Expenditures and Appropriations	16,526	103,604	109,299	112,669
Net Cost	15,693	104,456	30,941	30,913

MENTAL HEALTH SERVICES ACT INNOVATION

State Controller Schedule
County Budget Act

Plumas County
Financing Sources and Uses by Budget Unit by Object
Governmental Funds
Fiscal Year 2024-25

Schedule 9
Page 9.152

Fund: 0014 0014A MENTAL HLTH MHSA

Budget Unit: 70572 - M.H. MHSA INN

Function: 04 - HEALTH & SANITATION

Activity: 24 - HEALTH

Detail by Revenue Category and Expenditure Object 1	2022-23 Actual 2	2023-24 Actual <input checked="" type="checkbox"/> Estimated <input type="checkbox"/> Recommended <input type="checkbox"/>		2024-25 Adopted by the Board of Supervisors 5
		3	4	
44-STATE FEDERAL AID				
44290 - STATE-OTHER	97,054	131,412	150,000	150,000
Total 44 - STATE & FEDERAL AID	97,054	131,412	150,000	150,000
Total Revenue	97,054	131,412	150,000	150,000
52-SERVICES SUPPLIES				
521900 - PROFESSIONAL SVC	0	0	0	0
Total 52 - SERVICES & SUPPLIES	0	0	0	0
58-TRANSFERS				
580004 - INTERFUND TRASNFER	0	0	0	0
58003 - TRANSFER ADMIN (70570)	0	0	0	0
Total 58 - TRANSFERS	0	0	0	0
Total Expenditures and Appropriations	0	0	0	0
Net Cost	(97,054)	(131,412)	(150,000)	(150,000)

MENTAL HEALTH COURT CARE

State Controller Schedule
County Budget Act

Plumas County
Financing Sources and Uses by Budget Unit by Object
Governmental Funds
Fiscal Year 2024-25

Schedule 9
Page 9.164

Fund: 0014 MENTAL HEALTH

Budget Unit: 70581 - CARE COURT

Function: 01 - GENERAL GOVERNMENT

Activity: 00 - UNDEFINED

Detail by Revenue Category and Expenditure Object 1	2022-23 Actual 2	2023-24 Actual <input checked="" type="checkbox"/> Estimated <input type="checkbox"/> Recommended <input type="checkbox"/>		2024-25 Adopted by the Board of Supervisors 5
		3	4	
43-USE OF MONEY PROPERTY				
43010 - INTEREST-INVESTED FUNDS	0	0	0	300
Total 43 - USE OF MONEY & PROPERTY	0	0	0	300
Total Revenue	0	0	0	300
51-SALARIES BENEFITS				
51110 - COMPENSATION INSURANCE	0	0	0	0
Total 51 - SALARIES & BENEFITS	0	0	0	0
52-SERVICES SUPPLIES				
521900 - PROFESSIONAL SVC	0	0	0	50,000
525000 - OVERHEAD	0	0	0	272
Total 52 - SERVICES & SUPPLIES	0	0	0	50,272
Total Expenditures and Appropriations	0	0	0	50,272
Net Cost	0	0	0	49,972

BOARD OF SUPERVISORS

Allen Hiskey, Clerk of the Board

The mission of the Board of Supervisors is to oversee County departments and programs, review and approve their budgets, supervise the official conduct of County officers and employees, control all County property, and appropriate funds on programs that meet County residents' needs.

The Plumas County Board of Supervisors oversees the management of county government and many special districts including Flood Control, the Community Development Commission, Lighting Districts, County Service Areas, and the Sewer Maintenance Districts. The five supervisors are elected by constituencies of each district, serving all citizens of Plumas County over a four-year term.

TITLE III

State Controller Schedule
County Budget Act

Plumas County
Financing Sources and Uses by Budget Unit by Object
Governmental Funds
Fiscal Year 2024-25

Schedule 9
Page 9.133

Fund: 0011 TITLE III

Budget Unit: 20027 - TITLE III

Function: 01 - GENERAL GOVERNMENT

Activity: 10 - LEGISLATIVE & ADMIN

Activity: 10 - LEGISLATIVE & ADMIN				2024-25
Detail by Revenue Category and Expenditure Object 1	2022-23 Actual 2	2023-24	2024-25	Adopted by the Board of Supervisors 5
		Actual <input checked="" type="checkbox"/> Estimated <input type="checkbox"/> Recommended		
		3	4	
43-USE OF MONEY PROPERTY				
43010 - INTEREST-INVESTED FUNDS	0	0	0	0
43998 - UNREALIZED GAINS/LOSSES	10,907	0	0	0
Total 43 - USE OF MONEY & PROPERTY	10,907	0	0	0
44-STATE FEDERAL AID				
44512 - HR 2389	237,364	258,980	251,721	251,721
Total 44 - STATE & FEDERAL AID	237,364	258,980	251,721	251,721
48-TRANSFER				
48000 - TRANSFER-IN	0	0	0	0
48211 - CONTRI TRANS FR CO GEN	0	0	0	0
Total 48 - TRANSFER	0	0	0	0
Total Revenue	248,271	258,980	251,721	251,721
52-SERVICES SUPPLIES				
525000 - OVERHEAD	0	0	0	0
525740 - FIRE PREVENT -TITLE III	0	0	0	0
525742 - FIRE PREVENTION CONTRIB	0	0	186	186
525764 - CONSRVTN PROJ--SRR BUTTES	0	0	0	0
525768 - FOREST ED--NATIVE PLNT	0	0	280	280
525774 - FIRE PREVN--MAIDU STEWARD	0	0	12,750	12,750
525830 - QLG FOREST TITLE III	0	0	1	1
525880 - ALMANOR WTRSHD ADVIS	0	0	0	0
528400 - CONTINGENCIES	0	0	0	0
528463 - PL CORP FRCRM-ED/PLNN	0	0	0	0
Total 52 - SERVICES & SUPPLIES	0	0	13,217	13,217
53-OTHER CHARGES				
532000 - CONTRIB TO OTHER AGENCY	0	0	11,302	11,302
535570 - CONTRIB TITLE III	0	0	0	0
538800 - FIRE PREVENTION SPLST	0	0	0	0
538990 - OFFICE OF EMERGENCY SVC	0	0	0	0
Total 53 - OTHER CHARGES	0	0	11,302	11,302
58-TRANSFERS				
580156 - TRNS-OES FIRE PREVENTION	12,296	0	103,303	103,303
580157 - TRNS - S/O-OES 2012 APP#1	712	0	0	0
585160 - CONTRIB TRANS SHERIFF	43,712	245,111	229,058	229,058
58516A - CONTRIB TRANS OES/SHERIFF	0	0	782,225	782,225
585574 - CONTRIB GIS, PLNN OR BLDG	0	0	0	0
585577 - CONTRIB COORDINATING CO	0	0	0	0
588990 - TRNS-TITLE III O.E.S.	0	0	0	0
Total 58 - TRANSFERS	56,720	245,111	1,114,586	1,114,586
Total Expenditures and Appropriations	56,720	245,111	1,139,105	1,139,105
Net Cost	(191,551)	(13,869)	887,384	887,384

BOARD OF SUPERVISORS

State Controller Schedule
County Budget Act

Plumas County
Financing Sources and Uses by Budget Unit by Object
Governmental Funds
Fiscal Year 2024-25

Schedule 9
Page 9.1

Fund: 0001 GENERAL

Budget Unit: 20010 - BOARD OF SUPERVISORS

Function: 01 - GENERAL GOVERNMENT

Activity: 10 - LEGISLATIVE & ADMIN

2024-25

Adopted by the
Board of
Supervisors

Detail by Revenue Category and Expenditure Object 1	2022-23 Actual 2	2023-24 Actual <input checked="" type="checkbox"/> Estimated <input type="checkbox"/> 3	2024-25 Recommended 4	5
43-USE OF MONEY PROPERTY				
43020 - RENTS & CONCESSIONS	0	300	0	0
Total 43 - USE OF MONEY & PROPERTY	0	300	0	0
45-CHARGES FOR SERVICES				
45074 - MISC FEES	0	0	0	0
45395 - FILING FEE	70	875	0	0
Total 45 - CHARGES FOR SERVICES	70	875	0	0
46-OTHER REVENUE				
46251 - REIMBURSEMENTS/REFUNDS	0	0	0	0
Total 46 - OTHER REVENUE	0	0	0	0
48-TRANSFER				
48000 - TRANSFER-IN	4,550	0	0	0
48005 - TRANSFER-IN5	0	0	14,348	14,348
48021 - TRF IN - ARPA FUNDS	0	0	0	0
Total 48 - TRANSFER	4,550	0	14,348	14,348
Total Revenue	4,620	1,175	14,348	14,348
51-SALARIES BENEFITS				
51000 - REGULAR WAGES	387,974	383,307	394,166	387,236
51020 - OTHER WAGES	202	14	0	0
51060 - OVERTIME PAY	0	330	0	0
51070 - UNEMPLOYMENT INSURANCE	500	416	379	379
51080 - RETIREMENT	78,658	87,692	138,313	135,881
51081 - OPEB LIABILITY	14,269	14,487	14,269	14,269
51090 - GROUP INSURANCE	59,535	70,918	106,847	154,656
51100 - FICA/MEDICARE OASDI	30,409	29,827	30,154	29,624
51110 - COMPENSATION INSURANCE	1,220	18,436	18,436	4,303
51120 - CELL PHONE ALLOW	5,360	5,250	5,400	5,400
51150 - LIFE INSURANCE	1,793	1,673	1,839	845
Total 51 - SALARIES & BENEFITS	579,920	612,350	709,803	732,593
52-SERVICES SUPPLIES				
520201 - PHONE - LAND LINE (S)	267	652	800	800
520202 - CELL PHONE SERVICE	0	0	1,200	1,200
520210 - POSTAGE/SHIP, MAIL COST	62	62	66	66
520220 - PAPER/PAPER SUPPLIES	0	0	1,000	1,000
520230 - COPY CHARGES	0	254	200	200
520250 - COPY MACHINE LEASE	0	3,151	11,000	8,000
520400 - HOUSEHOLD EXPENSE	201	0	250	250
520419 - COVID PPE & CLEANING COST	0	0	0	0
521600 - MEMBERSHIPS/ANNUAL DUES	17,365	21,584	40,000	40,000
521750 - FITNESS & WELLNESS	0	0	0	0
521800 - OFFICE EXPENSE	1,190	3,168	1,800	1,800
521801 - Office Water	0	0	1,200	1,200
523700 - PUBLICATIONS-LEGAL NOTICE	2,904	0	5,000	5,000

BOARD OF SUPERVISORS

State Controller Schedule
County Budget Act

Plumas County
Financing Sources and Uses by Budget Unit by Object
Governmental Funds
Fiscal Year 2024-25

Schedule 9
Page 9.2

Fund: 0001 GENERAL

Budget Unit: 20010 - BOARD OF SUPERVISORS

Function: 01 - GENERAL GOVERNMENT

Activity: 10 - LEGISLATIVE & ADMIN

Detail by Revenue Category and Expenditure Object 1	2022-23 Actual 2	2023-24		2024-25 Recommended 4	2024-25 Adopted by the Board of Supervisors 5
		Actual <input checked="" type="checkbox"/>	Estimated <input type="checkbox"/>		
52-SERVICES SUPPLIES (continued)					
525000 - OVERHEAD	0	0		0	0
525119 - LIABILITY SELF-FUND INSURANCE	8,734	5,267		5,267	6,234
527380 - NON EMPLOYEE TRAVEL	0	0		0	0
527400 - TRAVEL- IN COUNTY	6,426	2,524		7,000	7,000
527500 - TRAVEL- OUT OF COUNTY	13,650	6,781		16,000	16,000
527750 - IN CNTY HOSTING	0	0		0	0
Total 52 - SERVICES & SUPPLIES	50,799	43,443		90,783	88,750
58-TRANSFERS					
580021 - TRANSFER-OUT ARPA	0	0		0	0
Total 58 - TRANSFERS	0	0		0	0
Total Expenditures and Appropriations	630,719	655,793		800,586	821,343
Net Cost	626,099	654,618		786,238	806,995

PG&E DIXIE FIRE SETTLEMENT

State Controller Schedule
County Budget Act

Plumas County
Financing Sources and Uses by Budget Unit by Object
Governmental Funds
Fiscal Year 2024-25

Schedule 9
Page 9.255

Fund: 0055 PG&E SETTLEMENT

Budget Unit: 20155 - PG&E DIXIE

Function: 01 - GENERAL GOVERNMENT

Activity: 00 - UNDEFINED

Detail by Revenue Category and Expenditure Object 1	2022-23 Actual 2	2023-24 Actual <input checked="" type="checkbox"/> Estimated <input type="checkbox"/> 3	2024-25 Recommended 4	2024-25 Adopted by the Board of Supervisors 5
43-USE OF MONEY PROPERTY				
43010 - INTEREST-INVESTED FUNDS	0	314,324	0	0
Total 43 - USE OF MONEY & PROPERTY	0	314,324	0	0
44-STATE FEDERAL AID				
44054 - ST-OPIOID SETTLEMENT	0	82,704	0	0
Total 44 - STATE & FEDERAL AID	0	82,704	0	0
46-OTHER REVENUE				
46612 - PGE SETTLEMENT-REVENUE	10,302,851	0	0	0
Total 46 - OTHER REVENUE	10,302,851	0	0	0
48-TRANSFER				
48000 - TRANSFER-IN	0	0	0	0
Total 48 - TRANSFER	0	0	0	0
Total Revenue	10,302,851	397,028	0	0
52-SERVICES SUPPLIES				
521900 - PROFESSIONAL SVC	0	0	0	0
Total 52 - SERVICES & SUPPLIES	0	0	0	0
58-TRANSFERS				
58000 - TRANSFER-OUT	0	10,000	133,000	133,000
Total 58 - TRANSFERS	0	10,000	133,000	133,000
Total Expenditures and Appropriations	0	10,000	133,000	133,000
Net Cost	(10,302,851)	(387,028)	133,000	133,000

State Controller Schedule
County Budget Act

Plumas County
Financing Sources and Uses by Budget Unit by Object
Governmental Funds
Fiscal Year 2024-25

Schedule 9
Page 9.36

Fund: 0001 GENERAL

Budget Unit: 20270 - GRAND JURY

Function: 02 - PUBLIC PROTECTION

Activity: 17 - JUDICIAL

2024-25

**Adopted by the
Board of
Supervisors**

**Detail by Revenue Category and
Expenditure Object**

**2022-23
Actual
2**

**2023-24
Actual ☒
Estimated ☐ Recommended
3**

**2024-25
Recommended
4**

5

52-SERVICES SUPPLIES

520210 - POSTAGE/SHIP, MAIL COST	0	0	70	70
520230 - COPY CHARGES	64	0	100	100
520419 - COVID PPE & CLEANING COST	0	0	0	0
520800 - GRAND JURY	12,469	13,662	17,000	17,000
521800 - OFFICE EXPENSE	76	97	400	400
523700 - PUBLICATIONS-LEGAL NOTICE	0	160	2,500	5,000
524400 - SPECIAL DEPARTMENT EXPENSE	0	0	0	0
525000 - OVERHEAD	0	0	0	0
527500 - TRAVEL- OUT OF COUNTY	2,700	400	5,000	5,000
Total 52 - SERVICES & SUPPLIES	15,309	14,319	25,070	27,570
Total Expenditures and Appropriations	15,309	14,319	25,070	27,570
Net Cost	15,309	14,319	25,070	27,570

DIXIE FIRE INSURANCE

State Controller Schedule
County Budget Act

Plumas County
Financing Sources and Uses by Budget Unit by Object
Governmental Funds
Fiscal Year 2024-25

Schedule 9
Page 9.256

Fund: 0056 DIXIE FIRE INSURANCE

Budget Unit: 20156 - DIXIE FIRE INSURANCE

Function: 01 - GENERAL GOVERNMENT

Activity: 16 - OTHER GENERAL

Detail by Revenue Category and Expenditure Object 1	2022-23 Actual 2	2023-24		2024-25 Recommended 4	2024-25 Adopted by the Board of Supervisors 5
		Actual <input checked="" type="checkbox"/>	Estimated <input type="checkbox"/>		
43-USE OF MONEY PROPERTY					
43010 - INTEREST-INVESTED FUNDS	0	4,646		0	0
Total 43 - USE OF MONEY & PROPERTY	0	4,646		0	0
Total Revenue	0	4,646		0	0
Net Cost	0	(4,646)		0	0

DIXIE FIRE INSURANCE

Fund: 0056 00561 DIXIE-TRIDENL

Budget Unit: 20156 - DIXIE FIRE INSURANCE

Function: 01 - GENERAL GOVERNMENT

Activity: 16 - OTHER GENERAL

2024-25

Detail by Revenue Category and Expenditure Object 1	2022-23 Actual 2	2023-24		2024-25 Recommended 4	Adopted by the Board of Supervisors 5
		Actual <input checked="" type="checkbox"/>	Estimated <input type="checkbox"/>		
46-OTHER REVENUE					
46613 - DIXIE FIRE INSURANCE	0	1,761,763		0	0
Total 46 - OTHER REVENUE	0	1,761,763		0	0
Total Revenue	0	1,761,763		0	0
Net Cost	0	(1,761,763)		0	0

Michael Coelho, Director

Building - Plumas County Building department is committed to ensuring the safety, quality, and sustainability of our community's environment. This department strives to facilitate responsible development, enforce building codes, and promote efficient construction practices. Through collaboration, transparency, and professionalism, this team enhances the well-being and prosperity of our residents while preserving the unique character of our county.

This department is dedicated to ensuring that all buildings in the county are safe and comply with the building codes and regulations. Experts on this team review building plans, issue permits for construction, demolition, and occupancy, and conduct building inspections to ensure that construction is done correctly. Commitment to improving performance and developing procedures that are streamlined, transparent, and easy to understand is paramount for this department. The goal is to protect the public's health, safety, and welfare by enforcing building codes and standards.

Code Enforcement - The mission of Plumas County Code Enforcement which is under the Building Department, is to promote and maintain a safe and desirable living and working environment. This team helps maintain and improve the quality of our community by administering a fair and unbiased enforcement program to correct violations of county codes, state codes, health and safety codes, and land use requirements. It also works with residents, public service agencies, and other county departments to facilitate voluntary compliance with applicable laws and codes.

Code Enforcement is responsible for enforcing the county's codes and ordinances related to land use, building standards, zoning, health and safety, environmental protection, and more. The primary goal is to ensure compliance with these regulations to protect the health, safety, and welfare of all residents and visitors. It achieves this through a combination of education, inspection, and enforcement activities. The team is committed to responsive customer service and strives to address complaints and concerns in a timely and efficient manner. Dedication to protecting the health, safety, and welfare of all residents, workers, and visitors in our county, ensures that everyone can enjoy the benefits of a clean, safe, and attractive community.

Vehicle Abatement - The mission of the Abandoned Vehicle Abatement program, also under the Building Department, is to promote the health, safety, and aesthetic quality of our community by enforcing regulations related to abandoned, wrecked, dismantled, or inoperative vehicles. It is committed to responding promptly and efficiently to complaints and proactively identifying violations to ensure neighborhoods are free from such nuisances. The goal is to educate the public about the importance of proper vehicle storage and disposal, and to work collaboratively with residents, businesses, and other county departments to resolve issues. Through these efforts, the quality of life and environmental beauty of our county is enhanced.

Fund: 0001 GENERAL

Budget Unit: 20426 - BUILDING

Function: 02 - PUBLIC PROTECTION

Activity: 20 - PROTECTION INSPECTION

2024-25

Adopted by the
Board of
Supervisors

Detail by Revenue Category and Expenditure Object 1	2022-23 Actual 2	2023-24 Actual <input checked="" type="checkbox"/> Estimated <input type="checkbox"/> 3	2024-25 Recommended 4	5
41-LICENSES PERMITS				
41020 - CONSTRUCTION PERMITS	985,192	682,133	600,000	600,000
Total 41 - LICENSES & PERMITS	985,192	682,133	600,000	600,000
42-FINES PENALTIES				
42010 - VEHICLE CODE FINES	0	0	0	0
Total 42 - FINES & PENALTIES	0	0	0	0
44-STATE FEDERAL AID				
44225 - STATE-SMIP/EDUCATION	214	112	100	100
44671 - STATE- VEH ABATE	0	0	0	0
44671P - ST- VEH ABATE PRIOR	0	0	0	0
Total 44 - STATE & FEDERAL AID	214	112	100	100
45-CHARGES FOR SERVICES				
45123 - CO 10% BLG STNDRDS FEE	114	73	100	100
45138 - RESTITUTION	0	0	0	0
Total 45 - CHARGES FOR SERVICES	114	73	100	100
46-OTHER REVENUE				
46251 - REIMBURSEMENTS/REFUNDS	40	0	0	0
46253 - REIMB - CO DISASTR RESPNS	3,199	0	0	0
Total 46 - OTHER REVENUE	3,239	0	0	0
48-TRANSFER				
48000 - TRANSFER-IN	14,136	1,490	0	0
48005 - TRANSFER-IN5	0	0	57,976	57,976
48007 - TSF-IN CRF REIMB	0	0	0	0
48100 - TRF IN DIASTER	0	0	0	0
Total 48 - TRANSFER	14,136	1,490	57,976	57,976
Total Revenue	1,002,895	683,808	658,176	658,176
51-SALARIES BENEFITS				
51000 - REGULAR WAGES	378,748	420,659	443,813	461,671
51020 - OTHER WAGES	0	18,424	0	0
51060 - OVERTIME PAY	1,354	2,799	0	0
51070 - UNEMPLOYMENT INSURANCE	523	422	380	380
51080 - RETIREMENT	109,507	116,484	155,734	162,000
51081 - OPEB LIABILITY	17,836	18,112	17,836	17,836
51090 - GROUP INSURANCE	77,447	64,028	93,109	197,980
51100 - FICA/MEDICARE OASDI	28,365	34,149	33,952	35,318
51110 - COMPENSATION INSURANCE	210	2,050	2,050	3,772
51120 - CELL PHONE ALLOW	2,135	2,350	2,760	2,760
51150 - LIFE INSURANCE	334	251	334	1,035
Total 51 - SALARIES & BENEFITS	616,459	679,728	749,968	882,752
52-SERVICES SUPPLIES				
520200 - COMMUNICATIONS	0	0	0	0
520201 - PHONE - LAND LINE (S)	143	152	160	160
520210 - POSTAGE/SHIP, MAIL COST	5	13	405	405

Fund: 0001 GENERAL

Budget Unit: 20426 - BUILDING

Function: 02 - PUBLIC PROTECTION

Activity: 20 - PROTECTION INSPECTION

2024-25

Adopted by the
Board of
SupervisorsDetail by Revenue Category and
Expenditure Object2022-23
Actual
22023-24
Actual ☒
Estimated ☐ Recommended
32024-25
Recommended
4

5

52-SERVICES SUPPLIES (continued)

520220 - PAPER/PAPER SUPPLIES	0	0	0	0
520221 - ENVELOPES	0	0	0	0
520227 - FOLDERS/FILES/BINDERS	0	0	0	0
520234 - PRINTER SUPPLIES	0	0	0	0
520250 - COPY MACHINE LEASE	2,495	1,509	2,000	2,000
520402 - CLEANING SUPPLIES	0	0	0	0
520410 - SOFTWARE LICENSE	0	0	0	0
520419 - COVID PPE & CLEANING COST	0	0	0	0
520902 - VEHICLE MAINTENANCE	5,187	4,819	8,000	8,000
521103 - BATTERIES	0	0	0	0
521600 - MEMBERSHIPS/ANNUAL DUES	385	405	645	645
521750 - FITNESS & WELLNESS	0	0	0	0
521800 - OFFICE EXPENSE	3,178	2,710	2,000	2,000
521801 - Office Water	0	0	0	400
521804 - DVD'S/DISKETTES	0	0	0	0
521846 - LABELS	0	0	0	0
521900 - PROFESSIONAL SVC	0	0	5,000	5,000
521909 - ABATE- PROF SVC	0	0	0	0
523700 - PUBLICATIONS-LEGAL NOTICE	0	0	500	500
523710 - ANNUAL PUB/REF MANUALS	2,802	424	1,208	1,208
524300 - SMALL TOOLS/INSTRUMENTS	189	183	800	800
524520 - PERMIT REFUNDS	2,932	5,961	3,000	3,000
524642 - CERTIFICATION/LICENSES	125	0	2,000	2,000
525000 - OVERHEAD	0	0	0	0
525119 - LIABILITY SELF-FUND INSURANCE	3,965	4,390	4,390	5,116
527400 - TRAVEL- IN COUNTY	12,761	8,761	12,000	12,000
527500 - TRAVEL- OUT OF COUNTY	0	2,183	3,000	3,000
527750 - IN CNTY HOSTING	0	0	0	0
529851 - COMPUTER HARDWARE/SUPPL	3,853	0	0	0
Total 52 - SERVICES & SUPPLIES	38,020	31,510	45,108	46,234

53-OTHER CHARGES

532000 - CONTRIB TO OTHER AGENCY	0	0	0	0
Total 53 - OTHER CHARGES	0	0	0	0

54-FIXED ASSETS

540412 - SOFTWARE	0	0	0	0
541501 - VEHICLE 4X4	0	71,406	0	0
Total 54 - FIXED ASSETS	0	71,406	0	0

Total Expenditures and Appropriations	654,479	782,644	795,076	928,986
--	----------------	----------------	----------------	----------------

Net Cost	(348,416)	98,836	136,900	270,810
-----------------	------------------	---------------	----------------	----------------

CODE COMPLIANCE/ABATEMENT

State Controller Schedule
County Budget Act

Plumas County
Financing Sources and Uses by Budget Unit by Object
Governmental Funds
Fiscal Year 2024-25

Schedule 9
Page 9.58

Fund: 0001 GENERAL

Budget Unit: 20450 - CODE COMPLIANCE/ABATE

Function: 02 - PUBLIC PROTECTION

Activity: 20 - PROTECTION INSPECTION

2024-25

**Adopted by the
Board of
Supervisors**

Detail by Revenue Category and Expenditure Object	2022-23 Actual	2023-24 Actual <input checked="" type="checkbox"/> Estimated <input type="checkbox"/>	2024-25 Recommended	Adopted by the Board of Supervisors
1	2	3	4	5
42-FINES PENALTIES				
42010 - VEHICLE CODE FINES	0	0	0	0
Total 42 - FINES & PENALTIES	0	0	0	0
44-STATE FEDERAL AID				
44671 - STATE- VEH ABATE	0	0	0	0
44671P - ST- VEH ABATE PRIOR	0	0	0	0
Total 44 - STATE & FEDERAL AID	0	0	0	0
46-OTHER REVENUE				
46024 - OTHER - SERVICE PROVIDED	0	0	0	0
46116 - ABATEMENT-NON VEH	1,235	4,790	0	0
Total 46 - OTHER REVENUE	1,235	4,790	0	0
48-TRANSFER				
48000 - TRANSFER-IN	5,331	1,958	5,000	14,135
48005 - TRANSFER-IN5	0	0	6,001	6,001
48007 - TSF-IN CRF REIMB	0	0	0	0
48100 - TRF IN DIASTER	0	0	0	0
Total 48 - TRANSFER	5,331	1,958	11,001	20,136
Total Revenue	6,566	6,748	11,001	20,136
51-SALARIES BENEFITS				
51000 - REGULAR WAGES	139,338	165,740	179,745	184,936
51060 - OVERTIME PAY	0	206	0	0
51070 - UNEMPLOYMENT INSURANCE	1,039	738	646	646
51080 - RETIREMENT	35,306	40,387	63,073	64,894
51081 - OPEB LIABILITY	4,757	4,830	4,757	4,757
51090 - GROUP INSURANCE	17,868	20,286	40,250	30,197
51100 - FICA/MEDICARE OASDI	11,029	13,257	13,751	14,148
51110 - COMPENSATION INSURANCE	548	2,195	2,195	2,476
51120 - CELL PHONE ALLOW	725	1,650	1,200	1,200
51150 - LIFE INSURANCE	0	0	0	296
Total 51 - SALARIES & BENEFITS	210,610	249,289	305,617	303,550
52-SERVICES SUPPLIES				
520100 - CLOTHING-EMPLOYEE	145	833	1,193	1,193
520200 - COMMUNICATIONS	0	0	0	0
520201 - PHONE - LAND LINE (\$)	25	31	50	50
520210 - POSTAGE/SHIP, MAIL COST	127	1,651	3,000	3,000
520220 - PAPER/PAPER SUPPLIES	0	0	0	0
520221 - ENVELOPES	0	0	0	0
520250 - COPY MACHINE LEASE	434	613	1,000	1,000
520410 - SOFTWARE LICENSE	0	0	0	0
520419 - COVID PPE & CLEANING COST	0	0	0	0
520902 - VEHICLE MAINTENANCE	1,314	4,158	3,000	3,000
521600 - MEMBERSHIPS/ANNUAL DUES	200	200	300	300
521800 - OFFICE EXPENSE	1,560	451	300	300

CODE COMPLIANCE/ABATEMENT

State Controller Schedule
County Budget Act

Plumas County
Financing Sources and Uses by Budget Unit by Object
Governmental Funds
Fiscal Year 2024-25

Schedule 9
Page 9.59

Fund: 0001 GENERAL

Budget Unit: 20450 - CODE COMPLIANCE/ABATE

Function: 02 - PUBLIC PROTECTION

Activity: 20 - PROTECTION INSPECTION

2024-25

**Adopted by the
Board of
Supervisors**

**Detail by Revenue Category and
Expenditure Object**

**2022-23
Actual
2**

**2023-24
Actual ☒
Estimated ☐ Recommended
3**

**2024-25
4**

52-SERVICES SUPPLIES (continued)

521801 - Office Water	0	0	0	0
521803 - ABATE-OFFICE EXP	0	0	0	0
521846 - LABELS	0	0	0	0
521900 - PROFESSIONAL SVC	0	0	0	0
521909 - ABATE- PROF SVC	0	0	0	0
521911 - VEH ABATE-PROF SVC	0	0	0	0
523670 - REF MANUAL/LAW, CODE BOOKS	0	0	0	0
523700 - PUBLICATIONS-LEGAL NOTICE	0	0	100	100
523704 - PUBLICATION-ABATE/OTHR	0	0	0	0
523710 - ANNUAL PUB/REF MANUALS	0	0	0	0
524300 - SMALL TOOLS/INSTRUMENTS	220	141	850	850
524303 - ABTE SM TOOLS/INSTRMNTS	0	540	15,000	15,000
524642 - CERTIFICATION/LICENSES	200	210	210	210
525000 - OVERHEAD	0	0	0	0
525119 - LIABILITY SELF-FUND INSURANCE	577	773	773	1,291
527400 - TRAVEL- IN COUNTY	5,641	4,298	10,000	10,000
527500 - TRAVEL- OUT OF COUNTY	4,898	3,503	7,000	7,000
529851 - COMPUTER HARDWARE/SUPPL	0	0	0	0

Total 52 - SERVICES & SUPPLIES

15,341

17,402

42,776

43,294

53-OTHER CHARGES

532000 - CONTRIB TO OTHER AGENCY	0	0	0	0
----------------------------------	---	---	---	---

Total 53 - OTHER CHARGES

0

0

0

0

Total Expenditures and Appropriations

225,951

266,691

348,393

346,844

Net Cost

219,385

259,943

337,392

326,708

ABANDONED VEHICLE ABATEMENT

State Controller Schedule
County Budget Act

Plumas County
Financing Sources and Uses by Budget Unit by Object
Governmental Funds
Fiscal Year 2024-25

Schedule 9
Page 9.57

Fund: 0001 0001V ABAND VEH ABATEMT FUND

Budget Unit: 20447 - ABANDND VEHICLE ABATEMENT

Function: 02 - PUBLIC PROTECTION

Activity: 20 - PROTECTION INSPECTION

Detail by Revenue Category and Expenditure Object 1	2022-23 Actual 2	2023-24 Actual <input checked="" type="checkbox"/> Estimated <input type="checkbox"/> 3	2024-25 Recommended 4	2024-25 Adopted by the Board of Supervisors 5
43-USE OF MONEY PROPERTY				
43010 - INTEREST-INVESTED FUNDS	129	195	0	0
Total 43 - USE OF MONEY & PROPERTY	129	195	0	0
44-STATE FEDERAL AID				
44671 - STATE- VEH ABATE	4,032	26,842	28,000	28,000
Total 44 - STATE & FEDERAL AID	4,032	26,842	28,000	28,000
46-OTHER REVENUE				
46251 - REIMBURSEMENTS/REFUNDS	0	0	0	0
Total 46 - OTHER REVENUE	0	0	0	0
48-TRANSFER				
48000 - TRANSFER-IN	0	0	0	0
Total 48 - TRANSFER	0	0	0	0
Total Revenue	4,161	27,037	28,000	28,000
52-SERVICES SUPPLIES				
520210 - POSTAGE/SHIP, MAIL COST	0	66	500	500
520419 - COVID PPE & CLEANING COST	0	0	0	0
521800 - OFFICE EXPENSE	88	257	100	100
521911 - VEH ABATE-PROF SVC	4,750	7,100	11,377	13,265
527400 - TRAVEL- IN COUNTY	0	0	0	0
527500 - TRAVEL- OUT OF COUNTY	0	0	0	0
Total 52 - SERVICES & SUPPLIES	4,838	7,423	11,977	13,865
58-TRANSFERS				
58000 - TRANSFER-OUT	3,037	7,111	0	14,135
Total 58 - TRANSFERS	3,037	7,111	0	14,135
Total Expenditures and Appropriations	7,875	14,534	11,977	28,000
Net Cost	3,714	(12,503)	(16,023)	0

CHILD SUPPORT SERVICES

Michelle Blackford, Director

Child Support Services mission is to promote the well-being of children and the self-sufficiency of families.

The goal of Child Support Services is to help parents meet the financial, medical, and emotional needs of their children. The services provided are Paternity Establishment, Child and Medical Support Order Establishment, Enforcement of Support Orders, Location of Non-Custodial Parents, and Collection & Distribution of Child Support Payments.

CHILD SUPPORT SERVICES

State Controller Schedule
County Budget Act

Plumas County
Financing Sources and Uses by Budget Unit by Object
Governmental Funds
Fiscal Year 2024-25

Schedule 9
Page 9.225

Fund: 0035 CHILD SUPPORT

Budget Unit: 70280 - CHILD SUPP

Function: 02 - PUBLIC PROTECTION

Activity: 17 - JUDICIAL

Detail by Revenue Category and Expenditure Object 1	2022-23 Actual 2	2023-24 Actual <input checked="" type="checkbox"/> Estimated <input type="checkbox"/> Recommended 3	2024-25 Adopted by the Board of Supervisors 4	2024-25 Adopted by the Board of Supervisors 5
43-USE OF MONEY PROPERTY				
43010 - INTEREST-INVESTED FUNDS	10,785	13,705	0	0
43998 - UNREALIZED GAINS/LOSSES	3,936	0	0	0
Total 43 - USE OF MONEY & PROPERTY	14,721	13,705	0	0
44-STATE FEDERAL AID				
44170 - STATE-CHILD SUPPORT	199,037	273,296	323,640	290,072
44411 - FED-CHILD SUPPORT	350,550	495,574	628,242	563,083
Total 44 - STATE & FEDERAL AID	549,587	768,870	951,882	853,155
48-TRANSFER				
48000 - TRANSFER-IN	9,894	0	0	0
48005 - TRANSFER-IN5	0	0	16,342	16,342
Total 48 - TRANSFER	9,894	0	16,342	16,342
Total Revenue	574,202	782,575	968,224	869,497
51-SALARIES BENEFITS				
51000 - REGULAR WAGES	398,978	403,562	458,594	424,823
51020 - OTHER WAGES	1,440	4,480	20,000	10,000
51060 - OVERTIME PAY	0	942	0	0
51070 - UNEMPLOYMENT INSURANCE	1,517	1,634	1,518	1,634
51080 - RETIREMENT	114,630	113,628	160,921	123,199
51081 - OPEB LIABILITY	14,269	14,490	14,269	14,269
51090 - GROUP INSURANCE	40,136	44,847	86,703	82,719
51100 - FICA/MEDICARE OASDI	30,331	31,250	35,082	34,786
51110 - COMPENSATION INSURANCE	(13,568)	5,103	5,103	6,721
51128 - BILINGUAL ALLOWANCE	0	0	0	420
51150 - LIFE INSURANCE	334	334	334	334
Total 51 - SALARIES & BENEFITS	588,067	620,270	782,524	698,905
52-SERVICES SUPPLIES				
520201 - PHONE - LAND LINE (S)	4,327	4,724	5,100	5,100
520210 - POSTAGE/SHIP, MAIL COST	1,868	1,464	2,000	2,000
520220 - PAPER/PAPER SUPPLIES	964	579	1,000	1,000
520221 - ENVELOPES	0	0	0	0
520226 - TONER/COPY MACH SUPPL	0	0	2,892	2,892
520250 - COPY MACHINE LEASE	324	384	1,000	1,000
520404 - CUSTODIAL SERVICE	6,625	6,600	7,500	7,500
520407 - REFUSE DISPOSAL	723	756	900	900
520419 - COVID PPE & CLEANING COST	0	0	0	0
520901 - OFFICE EQUIP MAINTENANCE	0	0	0	0
520902 - VEHICLE MAINTENANCE	249	(52)	2,000	1,000
521230 - OFFICE FURNITURE/EQUIP	0	0	5,000	2,500
521300 - MAINT. BUILDINGS & GROUND	700	717	20,000	12,875
521600 - MEMBERSHIPS/ANNUAL DUES	632	632	1,500	635
521750 - FITNESS & WELLNESS	0	0	0	0
521800 - OFFICE EXPENSE	698	440	5,000	4,000

CHILD SUPPORT SERVICES

State Controller Schedule
County Budget Act

Plumas County
Financing Sources and Uses by Budget Unit by Object
Governmental Funds
Fiscal Year 2024-25

Schedule 9
Page 9.226

Fund: 0035 CHILD SUPPORT

Budget Unit: 70280 - CHILD SUPP

Function: 02 - PUBLIC PROTECTION

Activity: 17 - JUDICIAL

Detail by Revenue Category and Expenditure Object 1	2022-23 Actual 2	2023-24 Actual <input checked="" type="checkbox"/> Estimated <input type="checkbox"/> Recommended <input type="checkbox"/>		2024-25 Adopted by the Board of Supervisors 5
		3	4	
52-SERVICES SUPPLIES (continued)				
521801 - Office Water	0	0	0	0
521867 - NOTARY PUBLIC SUPPLIES	0	0	700	700
521900 - PROFESSIONAL SVC	960	1,015	10,000	10,000
521903 - SECURITY SYSTEM SVC	204	204	500	500
521980 - MEDICAL SERVICE - PROF SV	0	0	0	0
523711 - SUBSCRIPTIONS	479	232	1,000	1,000
524400 - SPECIAL DEPARTMENT EXPENSE	10	0	0	0
524871 - GENETIC TESTING	0	0	0	0
524901 - PROCESS SVC	1,305	1,715	5,000	4,000
525000 - OVERHEAD	33,586	52,083	52,083	52,083
525119 - LIABILITY SELF-FUND INSURANCE	3,831	4,183	4,183	4,969
525250 - OUTREACH & OTHER PROG EXP	387	425	1,000	1,000
52700 - SPEC.DEPT.-TRAINING	0	0	0	0
527000 - TRAINING	1,685	2,310	3,000	3,000
527400 - TRAVEL- IN COUNTY	66	0	2,000	2,000
527500 - TRAVEL- OUT OF COUNTY	6,237	5,329	15,000	15,000
527802 - ELECTRIC CHARGES	5,215	6,278	6,500	6,500
527803 - PROPANE/OTHR HEATING FUEL	10,453	8,304	12,000	12,000
527807 - WATER/SEWER CHARGES	1,929	2,016	2,500	2,500
528400 - CONTINGENCIES	0	0	0	0
Total 52 - SERVICES & SUPPLIES	83,457	100,338	169,358	156,654
54-FIXED ASSETS				
54150 - VEHICLE	0	0	0	0
Total 54 - FIXED ASSETS	0	0	0	0
Total Expenditures and Appropriations	671,524	720,608	951,882	855,559
Net Cost	97,322	(61,967)	(16,342)	(13,938)

Marcy DeMartile, Clerk-Recorder-Registrar of Voters

Clerk-Recorder – The mission of the Clerk-Recorder office is to maintain and preserve the public's records in a secure yet accessible environment.

The department processes, records, and maintains all land title transactions; mining claims; marriage, birth, and death records; fictitious business name statements; notary publics; process servers; environmental document postings; and other public notices.

The Recorder's Department is also charged with the collection and reporting of Documentary Transfer Tax and Affordable Housing and Jobs Act (SB2) fees, as well as other funds collected and distributed to the State of California.

Elections – The mission of the Elections department is to uphold the integrity of election processes and ensure laws and regulations are adhered to during the process.

The responsibilities of this department include the administration of all federal, state and local elections, including County offices, school districts, and special districts board of directors and special tax measure elections. This includes filing all campaign documents including Declarations of Candidacy, Nominations, and financial documents, as related to candidates and committees and maintaining current and up to date voter registration rolls. The Elections department also processes statewide and local petitions and signature verification and reporting requirements.

The Clerk-Recorder is an elected position by the voters of Plumas County and serves a four-year term.

COUNTY CLERK-RECORDER

State Controller Schedule
County Budget Act

Plumas County
Financing Sources and Uses by Budget Unit by Object
Governmental Funds
Fiscal Year 2024-25

Schedule 9
Page 9.61

Fund: 0001 GENERAL

Budget Unit: 20460 - CO CLERK-RECORDER

Function: 02 - PUBLIC PROTECTION

Activity: 21 - OTHER PROTECTION

2024-25

Adopted by the
Board of
Supervisors

Detail by Revenue Category and Expenditure Object 1	2022-23 Actual 2	2023-24 Actual <input checked="" type="checkbox"/> Estimated <input type="checkbox"/> 3	2024-25 Recommended 4	5
40-TAX REVENUE				
40100 - DOCUMENTARY STAMP TAX	301,064	292,330	225,000	225,000
Total 40 - TAX REVENUE	301,064	292,330	225,000	225,000
44-STATE FEDERAL AID				
44290 - STATE-OTHER	0	0	0	0
Total 44 - STATE & FEDERAL AID	0	0	0	0
45-CHARGES FOR SERVICES				
45025 - INFORMATION ACCESS	1,200	2,600	2,400	2,400
45100 - CRT FEES/CLERK/RECORDER	24,063	20,683	20,000	20,000
45112 - HOUSNG & JBSTAX GC27388.1	20,000	20,143	25,000	25,000
45118 - FEE- ADD'L PAGE GC27361	559	10	20,000	20,000
45130 - RECORDING FEES	125,030	129,621	100,000	100,000
Total 45 - CHARGES FOR SERVICES	170,852	173,057	167,400	167,400
46-OTHER REVENUE				
46253 - REIMB - CO DISASTR RESPON	564	0	0	0
Total 46 - OTHER REVENUE	564	0	0	0
48-TRANSFER				
48000 - TRANSFER-IN	4,068	0	0	0
48005 - TRANSFER-IN5	0	0	13,236	13,236
Total 48 - TRANSFER	4,068	0	13,236	13,236
Total Revenue	476,548	465,387	405,636	405,636
51-SALARIES BENEFITS				
51000 - REGULAR WAGES	149,506	175,988	189,823	242,923
51020 - OTHER WAGES	0	0	0	0
51060 - OVERTIME PAY	137	0	0	0
51070 - UNEMPLOYMENT INSURANCE	242	205	179	179
51080 - RETIREMENT	46,921	51,961	66,609	85,242
51081 - OPEB LIABILITY	7,387	7,501	7,387	7,387
51090 - GROUP INSURANCE	31,249	25,946	42,636	51,657
51100 - FICA/MEDICARE OASDI	11,524	13,453	14,521	18,584
51110 - COMPENSATION INSURANCE	383	7,580	7,580	7,828
51128 - BILINGUAL ALLOWANCE	350	0	420	420
51150 - LIFE INSURANCE	143	143	143	438
Total 51 - SALARIES & BENEFITS	247,842	282,777	329,298	414,658
52-SERVICES SUPPLIES				
520201 - PHONE - LAND LINE (S)	372	385	700	700
520210 - POSTAGE/SHIP, MAIL COST	1,167	832	3,000	3,000
520220 - PAPER/PAPER SUPPLIES	0	0	1,000	1,000
520221 - ENVELOPES	2,904	2,144	5,000	5,000
520230 - COPY CHARGES	0	0	0	0
520234 - PRINTER SUPPLIES	0	0	0	0
520250 - COPY MACHINE LEASE	542	360	1,000	1,000
520419 - COVID PPE & CLEANING COST	0	0	0	0

COUNTY CLERK-RECORDER

State Controller Schedule
County Budget Act

Plumas County
Financing Sources and Uses by Budget Unit by Object
Governmental Funds
Fiscal Year 2024-25

Schedule 9
Page 9.62

Fund: 0001 GENERAL

Budget Unit: 20460 - CO CLERK-RECORDER

Function: 02 - PUBLIC PROTECTION

Activity: 21 - OTHER PROTECTION

2024-25

**Adopted by the
Board of
Supervisors**

**Detail by Revenue Category and
Expenditure Object**
1

**2022-23
Actual**
2

**2023-24
Actual ☒
Estimated ☐**
3

**2024-25
Recommended**
4

52-SERVICES SUPPLIES (continued)

520907 - EQUIP. MAINT.CONTRACT	782	760	1,100	1,100
521600 - MEMBERSHIPS/ANNUAL DUES	425	475	850	850
521750 - FITNESS & WELNESS	0	0	0	0
521800 - OFFICE EXPENSE	5,206	3,098	5,000	5,000
523600 - DIGITIZATION	0	0	0	0
523670 - REF MANUAL/LAW,CODE BOOKS	0	0	200	200
524207 - STORAGE SPACE RENT	72	462	1,200	1,200
525000 - OVERHEAD	0	0	0	0
525119 - LIABILITY SELF-FUND INSURANCE	1,833	2,130	2,130	2,417
527500 - TRAVEL- OUT OF COUNTY	430	3,022	4,000	4,000
529851 - COMPUTER HARDWARE/SUPPL	0	0	0	0
Total 52 - SERVICES & SUPPLIES	13,733	13,668	25,180	25,467
Total Expenditures and Appropriations	261,575	296,445	354,478	440,125
Net Cost	(214,973)	(168,942)	(51,158)	34,489

ELECTIONS

State Controller Schedule
County Budget Act

Plumas County
Financing Sources and Uses by Budget Unit by Object
Governmental Funds
Fiscal Year 2024-25

Schedule 9
Page 9.26

Fund: 0001 GENERAL

Budget Unit: 20100 - ELECTIONS

Function: 01 - GENERAL GOVERNMENT

Activity: 13 - ELECTIONS

Detail by Revenue Category and Expenditure Object 1	2022-23 Actual 2	2023-24 Actual <input checked="" type="checkbox"/> Estimated <input type="checkbox"/> 3	2024-25 Recommended 4	2024-25 Adopted by the Board of Supervisors 5
44-STATE FEDERAL AID				
44019 - COVID19 REIMB TO DEPT	0	0	0	0
44290 - STATE-OTHER	0	0	0	0
Total 44 - STATE & FEDERAL AID	0	0	0	0
45-CHARGES FOR SERVICES				
45030 - ELECTION SERVICES	35,733	25,666	40,000	40,000
Total 45 - CHARGES FOR SERVICES	35,733	25,666	40,000	40,000
46-OTHER REVENUE				
46251 - REIMBURSEMENTS/REFUNDS	0	0	0	0
Total 46 - OTHER REVENUE	0	0	0	0
48-TRANSFER				
48000 - TRANSFER-IN	4,001	3,297	0	0
48005 - TRANSFER-IN5	0	0	6,522	6,522
48007 - TSF-IN CRF REIMB	0	0	0	0
Total 48 - TRANSFER	4,001	3,297	6,522	6,522
Total Revenue	39,734	28,963	46,522	46,522
51-SALARIES BENEFITS				
51000 - REGULAR WAGES	149,986	190,800	210,121	205,805
51020 - OTHER WAGES	4,038	5,036	6,000	6,000
51060 - OVERTIME PAY	1,242	1,969	1,000	1,000
51070 - UNEMPLOYMENT INSURANCE	1,198	1,171	1,079	1,079
51080 - RETIREMENT	44,867	49,878	73,731	72,217
51081 - OPEB LIABILITY	6,292	6,389	6,292	6,292
51090 - GROUP INSURANCE	29,755	30,151	45,570	64,356
51100 - FICA/MEDICARE OASDI	11,776	15,431	16,074	15,744
51110 - COMPENSATION INSURANCE	130	2,830	2,830	3,388
51150 - LIFE INSURANCE	150	150	150	373
Total 51 - SALARIES & BENEFITS	249,434	303,805	362,847	376,254
52-SERVICES SUPPLIES				
520201 - PHONE - LAND LINE (S)	(39)	0	1,000	1,000
520210 - POSTAGE/SHIP, MAIL COST	(16,872)	31,182	31,000	31,000
520220 - PAPER/PAPER SUPPLIES	0	0	1,000	1,000
520221 - ENVELOPES	7,066	(330)	8,000	8,000
520225 - PO BOX RENT/ANNUAL FEES	0	0	1,000	1,000
520227 - FOLDERS/FILES/BINDERS	0	0	0	0
520230 - COPY CHARGES	0	0	0	0
520233 - PRINTING SVC/CHRGs	55,412	55,929	70,000	70,000
520234 - PRINTER SUPPLIES	0	0	0	0
520250 - COPY MACHINE LEASE	0	0	1,500	1,500
520419 - COVID PPE & CLEANING COST	0	0	0	0
520900 - EQUIPMENT MAINTENANCE	0	0	0	0
520907 - EQUIP. MAINT.CONTRACT	0	0	0	0
521103 - BATTERIES	0	0	0	0

State Controller Schedule
County Budget Act

Plumas County
Financing Sources and Uses by Budget Unit by Object
Governmental Funds
Fiscal Year 2024-25

Schedule 9
Page 9.27

Fund: 0001 GENERAL

Budget Unit: 20100 - ELECTIONS

Function: 01 - GENERAL GOVERNMENT

Activity: 13 - ELECTIONS

2024-25

**Adopted by the
Board of
Supervisors**

**Detail by Revenue Category and
Expenditure Object**

**2022-23
Actual
2**

**2023-24
Actual ☒
Estimated ☐ Recommended**

**2024-25
4**

52-SERVICES SUPPLIES (continued)

521600 - MEMBERSHIPS/ANNUAL DUES	100	450	800	800
521750 - FITNESS & WELLNESS	0	0	0	0
521800 - OFFICE EXPENSE	1,619	2,210	5,000	5,000
521847 - BACK UP MEDIA/COMP	0	0	0	0
521896 - STORAGE BOXES/SUPPLIES	0	0	0	0
521900 - PROFESSIONAL SVC	0	0	1,000	1,000
524007 - ELECTION COSTS-OTHER	1,415	(7,192)	8,000	8,000
524012 - ELECTION DATA BASE SPRT	0	0	0	0
524200 - RENTS/LEASES STRUCTURES	0	0	0	0
525000 - OVERHEAD	0	0	0	0
525119 - LIABILITY SELF-FUND INSURANCE	1,646	1,918	1,918	2,227
527400 - TRAVEL- IN COUNTY	0	0	300	300
527500 - TRAVEL- OUT OF COUNTY	99	574	4,000	4,000

Total 52 - SERVICES & SUPPLIES

50,446

84,741

134,518

134,827

54-FIXED ASSETS

540450 - ELECTION EQUIPMENT	0	1,541	130,816	130,816
-----------------------------	---	-------	---------	---------

Total 54 - FIXED ASSETS

0

1,541

130,816

130,816

Total Expenditures and Appropriations

299,880

390,087

628,181

641,897

Net Cost

260,146

361,124

581,659

595,375

RECORDER MODERNIZATION

State Controller Schedule
County Budget Act

Plumas County
Financing Sources and Uses by Budget Unit by Object
Governmental Funds
Fiscal Year 2024-25

Schedule 9
Page 9.265

Fund: 0062 00620 RECORDER'S OFFICE MODERN

Budget Unit: 22411 - RECORDER MODERNIZATION

Function: 02 - PUBLIC PROTECTION

Activity: 21 - OTHER PROTECTION

Detail by Revenue Category and Expenditure Object 1	2022-23 Actual 2	2023-24 Actual <input checked="" type="checkbox"/> Estimated <input type="checkbox"/> 3	2024-25 Recommended 4	2024-25 Adopted by the Board of Supervisors 5
43-USE OF MONEY PROPERTY				
43010 - INTEREST-INVESTED FUNDS	4,987	6,888	2,500	2,500
Total 43 - USE OF MONEY & PROPERTY	4,987	6,888	2,500	2,500
45-CHARGES FOR SERVICES				
45130 - RECORDING FEES	6,032	6,461	25,000	25,000
Total 45 - CHARGES FOR SERVICES	6,032	6,461	25,000	25,000
46-OTHER REVENUE				
46251 - REIMBURSEMENTS/REFUNDS	0	0	0	0
Total 46 - OTHER REVENUE	0	0	0	0
48-TRANSFER				
48000 - TRANSFER-IN	0	0	0	0
48007 - TSF-IN CRF REIMB	0	0	0	0
Total 48 - TRANSFER	0	0	0	0
Total Revenue	11,019	13,349	27,500	27,500
51-SALARIES BENEFITS				
51000 - REGULAR WAGES	3,936	4,191	4,431	4,367
51020 - OTHER WAGES	0	0	0	0
51060 - OVERTIME PAY	0	0	0	0
51070 - UNEMPLOYMENT INSURANCE	18	11	7	7
51080 - RETIREMENT	1,095	1,145	1,555	1,532
51081 - OPEB LIABILITY	96	97	96	96
51090 - GROUP INSURANCE	671	713	805	688
51100 - FICA/MEDICARE OASDI	308	331	339	334
51110 - COMPENSATION INSURANCE	(71)	17,923	17,923	14,918
51119 - LIABILITY INSURANCE	0	0	0	0
51150 - LIFE INSURANCE	7	7	7	6
Total 51 - SALARIES & BENEFITS	6,060	24,418	25,163	21,948
52-SERVICES SUPPLIES				
521800 - OFFICE EXPENSE	0	0	5,000	5,000
521801 - Office Water	0	0	500	500
521900 - PROFESSIONAL SVC	0	0	85,000	85,000
525000 - OVERHEAD	(948)	5,591	5,591	5,591
525119 - LIABILITY SELF-FUND INSURANCE	139	118	118	94
528400 - CONTINGENCIES	0	0	60,000	60,000
529851 - COMPUTER HARDWARE/SUPPL	0	4,406	5,000	5,000
Total 52 - SERVICES & SUPPLIES	(809)	10,115	161,209	161,185
54-FIXED ASSETS				
542600 - EQUIPMENT	0	0	20,000	20,000
549500 - COMPUTER HARDWARE	0	0	20,000	20,000
Total 54 - FIXED ASSETS	0	0	40,000	40,000
58-TRANSFERS				
580000 - TRANSFER	0	0	0	0
Total 58 - TRANSFERS	0	0	0	0

RECORDER MODERNIZATION

Fund: 0062 00620 RECORDER'S OFFICE MODERN				
Budget Unit: 22411 - RECORDER MODERNIZATION				
Function: 02 - PUBLIC PROTECTION				
Activity: 21 - OTHER PROTECTION				
Detail by Revenue Category and Expenditure Object 1	2023-24		2024-25	
	2022-23	Actual <input checked="" type="checkbox"/> Estimated <input type="checkbox"/>	2024-25	Adopted by the Board of Supervisors
	Actual		Recommended	
	2	3	4	5
Total Expenditures and Appropriations	5,251	34,533	226,372	223,133
Net Cost	(5,768)	21,184	198,872	195,633

RECORDS MANAGEMENT

State Controller Schedule
County Budget Act

Plumas County
Financing Sources and Uses by Budget Unit by Object
Governmental Funds
Fiscal Year 2024-25

Schedule 9
Page 9.63

Fund: 0001 GENERAL

Budget Unit: 20469 - RECORDS MANAGEMENT

Function: 02 - PUBLIC PROTECTION

Activity: 21 - OTHER PROTECTION

2024-25

**Adopted by the
Board of
Supervisors**

Detail by Revenue Category and Expenditure Object 1	2022-23 Actual 2	2023-24 Actual <input checked="" type="checkbox"/> Estimated <input type="checkbox"/> 3	2024-25 Recommended 4	5
45-CHARGES FOR SERVICES				
45083 - COPY/CERT COPY/POSTAGE	26,676	35,949	65,000	65,000
Total 45 - CHARGES FOR SERVICES	26,676	35,949	65,000	65,000
46-OTHER REVENUE				
45083 - COPY/CERT COPY/POSTAGE	0	0	0	0
Total 46 - OTHER REVENUE	0	0	0	0
48-TRANSFER				
48000 - TRANSFER-IN	0	0	0	0
48999 - TRANSFER FROM STR SUPPS	0	0	0	0
Total 48 - TRANSFER	0	0	0	0
Total Revenue	26,676	35,949	65,000	65,000
51-SALARIES BENEFITS				
51000 - REGULAR WAGES	20,506	21,835	23,084	22,750
51060 - OVERTIME PAY	0	0	0	0
51070 - UNEMPLOYMENT INSURANCE	36	26	26	26
51080 - RETIREMENT	5,704	5,967	8,100	7,983
51081 - OPEB LIABILITY	495	503	495	495
51090 - GROUP INSURANCE	3,498	3,711	4,925	3,585
51100 - FICA/MEDICARE OASDI	1,604	1,726	1,766	1,740
51110 - COMPENSATION INSURANCE	(99)	109	109	214
51150 - LIFE INSURANCE	35	35	35	29
Total 51 - SALARIES & BENEFITS	31,779	33,912	38,540	36,822
52-SERVICES SUPPLIES				
520201 - PHONE - LAND LINE (S)	0	0	0	0
520210 - POSTAGE/SHIP, MAIL COST	20,038	16,878	65,000	65,000
520220 - PAPER/PAPER SUPPLIES	0	0	0	0
520221 - ENVELOPES	0	0	0	0
520227 - FOLDERS/FILES/BINDERS	0	0	0	0
520230 - COPY CHARGES	0	0	0	0
520290 - POSTAGE MACHINE RENT/LEAS	2,020	2,497	6,300	6,300
520419 - COVID PPE & CLEANING COST	0	0	0	0
520907 - EQUIP. MAINT.CONTRACT	445	1,622	2,500	2,500
521600 - MEMBERSHIPS/ANNUAL DUES	0	0	0	0
521750 - FITNESS & WELLNESS	0	0	0	0
521800 - OFFICE EXPENSE	358	442	500	500
521847 - BACK UP MEDIA/COMP	0	0	0	0
525000 - OVERHEAD	0	0	0	0
525119 - LIABILITY SELF-FUND INSURANCE	275	269	269	274
527500 - TRAVEL- OUT OF COUNTY	0	0	0	0
529851 - COMPUTER HARDWARE/SUPPL	0	0	0	0
Total 52 - SERVICES & SUPPLIES	23,136	21,708	74,569	74,574
Total Expenditures and Appropriations	54,915	55,620	113,109	111,396
Net Cost	28,239	19,671	48,109	46,396

RECORDER MICROGRAPHIC

State Controller Schedule
County Budget Act

Plumas County
Financing Sources and Uses by Budget Unit by Object
Governmental Funds
Fiscal Year 2024-25

Schedule 9
Page 9.264

Fund: 0062 0062M RECORDER MICROGRAPHICS

Budget Unit: 22281 - RECORDER MICROGRAPHIC

Function: 02 - PUBLIC PROTECTION

Activity: 21 - OTHER PROTECTION

Detail by Revenue Category and Expenditure Object 1	2022-23 Actual 2	2023-24 Actual <input checked="" type="checkbox"/> Estimated <input type="checkbox"/> Recommended <input type="checkbox"/>		2024-25 Adopted by the Board of Supervisors 5
		3	4	
43-USE OF MONEY PROPERTY				
43010 - INTEREST-INVESTED FUNDS	3,316	4,695	1,000	1,000
Total 43 - USE OF MONEY & PROPERTY	3,316	4,695	1,000	1,000
45-CHARGES FOR SERVICES				
45130 - RECORDING FEES	5,871	6,002	7,000	7,000
Total 45 - CHARGES FOR SERVICES	5,871	6,002	7,000	7,000
Total Revenue	9,187	10,697	8,000	8,000
52-SERVICES SUPPLIES				
521900 - PROFESSIONAL SVC	0	0	10,000	1,000
525000 - OVERHEAD	411	7,125	7,125	7,125
528400 - CONTINGENCIES	0	0	90,814	90,814
529851 - COMPUTER HARDWARE/SUPPL	0	0	5,000	5,000
Total 52 - SERVICES & SUPPLIES	411	7,125	112,939	103,939
54-FIXED ASSETS				
542600 - EQUIPMENT	0	0	20,000	4,000
549500 - COMPUTER HARDWARE	0	0	0	0
Total 54 - FIXED ASSETS	0	0	20,000	4,000
Total Expenditures and Appropriations	411	7,125	132,939	107,939
Net Cost	(8,776)	(3,572)	124,939	99,939

SOCIAL SECURITY TRUNCATION PROGRAM

State Controller Schedule
County Budget Act

Plumas County
Financing Sources and Uses by Budget Unit by Object
Governmental Funds
Fiscal Year 2024-25

Schedule 9
Page 9.263

Fund: 0062 RECORDERS FUND

Budget Unit: 20489 - SS TRUNCATION PROGRAM

Function: 01 - GENERAL GOVERNMENT

Activity: 26 - ADMINISTRATION

Activity: 26 - ADMINISTRATION

Detail by Revenue Category and Expenditure Object 1	2022-23 Actual 2	2023-24	2024-25	Adopted by the Board of Supervisors 5
		Actual <input checked="" type="checkbox"/> Estimated <input type="checkbox"/> Recommended		
		3	4	
43-USE OF MONEY PROPERTY				
43010 - INTEREST-INVESTED FUNDS	1,891	2,616	650	650
Total 43 - USE OF MONEY & PROPERTY	1,891	2,616	650	650
45-CHARGES FOR SERVICES				
45166 - SS TRUNCATION FEE	71	132	0	0
Total 45 - CHARGES FOR SERVICES	71	132	0	0
Total Revenue	1,962	2,748	650	650
51-SALARIES BENEFITS				
51020 - OTHER WAGES	8,038	8,059	20,000	20,000
51070 - UNEMPLOYMENT INSURANCE	6	6	7	7
51100 - FICA/MEDICARE OASDI	615	616	0	0
51110 - COMPENSATION INSURANCE	59	2,833	2,833	2,467
Total 51 - SALARIES & BENEFITS	8,718	11,514	22,840	22,474
52-SERVICES SUPPLIES				
521800 - OFFICE EXPENSE	0	0	5,000	5,000
521900 - PROFESSIONAL SVC	0	0	25,000	25,000
525000 - OVERHEAD	637	353	353	353
525119 - LIABILITY SELF-FUND INSURANCE	44	65	65	99
528400 - CONTINGENCIES	0	0	30,000	30,000
Total 52 - SERVICES & SUPPLIES	681	418	60,418	60,452
Total Expenditures and Appropriations	9,399	11,932	83,258	82,926
Net Cost	7,437	9,184	82,608	82,276

HAVA - ELECTIONS

State Controller Schedule
County Budget Act

Plumas County
Financing Sources and Uses by Budget Unit by Object
Governmental Funds
Fiscal Year 2024-25

Schedule 9
Page 9.270

Fund: 0067 HAVA - ELECTIONS

Budget Unit: 20559 - HAVA - ELECTIONS

Function: 01 - GENERAL GOVERNMENT

Activity: 13 - ELECTIONS

Detail by Revenue Category and Expenditure Object 1	2022-23 Actual 2	2023-24 Actual <input checked="" type="checkbox"/> Estimated <input type="checkbox"/> Recommended		2024-25 Adopted by the Board of Supervisors 5
		3	4	
43-USE OF MONEY PROPERTY				
43010 - INTEREST-INVESTED FUNDS	1,097	1,402	1,000	1,000
43998 - UNREALIZED GAINS/LOSSES	427	0	0	0
Total 43 - USE OF MONEY & PROPERTY	1,524	1,402	1,000	1,000
Total Revenue	1,524	1,402	1,000	1,000
52-SERVICES SUPPLIES				
521800 - OFFICE EXPENSE	0	0	4,000	4,000
525000 - OVERHEAD	3,894	(38)	(38)	(38)
528400 - CONTINGENCIES	0	0	6,000	6,000
529851 - COMPUTER HARDWARE/SUPPL	0	0	3,000	3,000
Total 52 - SERVICES & SUPPLIES	3,894	(38)	12,962	12,962
54-FIXED ASSETS				
540450 - ELECTION EQUIPMENT	0	0	30,000	30,000
Total 54 - FIXED ASSETS	0	0	30,000	30,000
Total Expenditures and Appropriations	3,894	(38)	42,962	42,962
Net Cost	2,370	(1,440)	41,962	41,962

ELECTRONIC RECORDING DELIVERY SYSTEM

State Controller Schedule
County Budget Act

Plumas County
Financing Sources and Uses by Budget Unit by Object
Governmental Funds
Fiscal Year 2024-25

Schedule 9
Page 9.269

Fund: 0065 ERDS

Budget Unit: 20465 - ELECTR RCDG RCVRY SYS

Function: 01 - GENERAL GOVERNMENT

Activity: 26 - ADMINISTRATION

Detail by Revenue Category and Expenditure Object 1	2022-23 Actual 2	2023-24 Actual <input checked="" type="checkbox"/> Estimated <input type="checkbox"/> Recommended <input type="checkbox"/>		2024-25 Adopted by the Board of Supervisors 5
		3	4	
43-USE OF MONEY PROPERTY				
43010 - INTEREST-INVESTED FUNDS	868	1,323	0	0
43998 - UNREALIZED GAINS/LOSSES	305	0	0	0
Total 43 - USE OF MONEY & PROPERTY	1,173	1,323	0	0
45-CHARGES FOR SERVICES				
45165 - ERDS RECORDING FEE	5,517	5,605	12,000	12,000
Total 45 - CHARGES FOR SERVICES	5,517	5,605	12,000	12,000
46-OTHER REVENUE				
46060 - OTHER-MISCELLANEOUS	0	0	0	0
Total 46 - OTHER REVENUE	0	0	0	0
Total Revenue	6,690	6,928	12,000	12,000
52-SERVICES SUPPLIES				
520419 - COVID PPE & CLEANING COST	0	0	0	0
521800 - OFFICE EXPENSE	0	0	3,000	3,000
521900 - PROFESSIONAL SVC	0	0	3,000	3,000
525000 - OVERHEAD	0	0	0	0
527500 - TRAVEL- OUT OF COUNTY	0	0	2,000	2,000
528400 - CONTINGENCIES	0	0	16,517	16,517
529851 - COMPUTER HARDWARE/SUPPL	0	0	3,000	3,000
Total 52 - SERVICES & SUPPLIES	0	0	27,517	27,517
Total Expenditures and Appropriations	0	0	27,517	27,517
Net Cost	(6,690)	(6,928)	15,517	15,517

VITAL RECORDS ISSUANCE AND PRESERVATION

State Controller Schedule
County Budget Act

Plumas County
Financing Sources and Uses by Budget Unit by Object
Governmental Funds
Fiscal Year 2024-25

Schedule 9
Page 9.262

Fund: 0062 RECORDERS FUND

Budget Unit: 20488 - VRIP-VITAL STATS

Function: 01 - GENERAL GOVERNMENT

Activity: 26 - ADMINISTRATION

Activity: 26 - ADMINISTRATION				2024-25
Detail by Revenue Category and Expenditure Object 1	2022-23 Actual 2	2023-24	2024-25	Adopted by the Board of Supervisors 5
		Actual <input checked="" type="checkbox"/> Estimated <input type="checkbox"/> 3		
43-USE OF MONEY PROPERTY				
43010 - INTEREST-INVESTED FUNDS	(36)	(259)	0	0
43998 - UNREALIZED GAINS/LOSSES	3,943	0	0	0
Total 43 - USE OF MONEY & PROPERTY	3,907	(259)	0	0
45-CHARGES FOR SERVICES				
45132 - HLTH. VRIP H & S 10605.3	685	718	1,700	1,700
Total 45 - CHARGES FOR SERVICES	685	718	1,700	1,700
Total Revenue	4,592	459	1,700	1,700
52-SERVICES SUPPLIES				
521800 - OFFICE EXPENSE	0	0	1,000	1,000
521900 - PROFESSIONAL SVC	0	0	5,000	5,000
525000 - OVERHEAD	317	4,831	4,831	4,831
528400 - CONTINGENCIES	0	0	13,000	13,000
529851 - COMPUTER HARDWARE/SUPPL	0	0	4,000	4,000
Total 52 - SERVICES & SUPPLIES	317	4,831	27,831	27,831
Total Expenditures and Appropriations	317	4,831	27,831	27,831
Net Cost	(4,275)	4,372	26,131	26,131

David Lile, Director

Established in 1914, cooperative extension (UCCE) is the informal, off-campus educational and outreach arm of the University of California Division of Agriculture and Natural Resources. County-based advisers and program representatives use workshops, public meetings, newsletters and other communication tools to bring relative and timely information to the counties. UCCE acts as the link to university resources for assistance with local agricultural and natural resource issues and youth and community development.

UCCE has been serving Plumas County since 1946 and Sierra since 1947. The department functions through a Memorandum of Understanding between the UC and County. Plumas/Sierra County provides office space, supplies, transportation and one full time employee for clerical support. UC provides 6 full-time employees for advisors, community education specialist and post-fire resilience staff research associate. Research and outreach activities are funded by grants and gifts obtained by UC advisors. UCCE Plumas Sierra advisors offer research and outreach programs in livestock, forestry, post-fire resilience, weed ecology and cropping systems. Plumas Sierra 4-H provides meaningful, learn-by-doing education activities to children in clubs and/or to children participating in school enrichment. We currently have 7 clubs with ~200 members and ~80 volunteers.

FARM ADVISOR

State Controller Schedule
County Budget Act

Plumas County
Financing Sources and Uses by Budget Unit by Object
Governmental Funds
Fiscal Year 2024-25

Schedule 9
Page 9.80

Fund: 0001 GENERAL

Budget Unit: 20680 - FARM ADVISOR

Function: 06 - EDUCATION

Activity: 33 - AGRICULTURAL EDUCATION

2024-25

Adopted by the
Board of
Supervisors

Detail by Revenue Category and Expenditure Object 1	2022-23 Actual 2	2023-24 Actual <input checked="" type="checkbox"/> Estimated <input type="checkbox"/> 3	2024-25 Recommended 4	5
45-CHARGES FOR SERVICES				
45070 - AGRICULTURAL SERVICES	0	0	0	0
Total 45 - CHARGES FOR SERVICES	0	0	0	0
46-OTHER REVENUE				
46070 - CNTRB FR OTHR AGENCY	21,820	19,036	21,820	21,820
Total 46 - OTHER REVENUE	21,820	19,036	21,820	21,820
48-TRANSFER				
48000 - TRANSFER-IN	0	0	0	0
48100 - TRF IN DIASTER	0	0	0	0
Total 48 - TRANSFER	0	0	0	0
Total Revenue	21,820	19,036	21,820	21,820
51-SALARIES BENEFITS				
51000 - REGULAR WAGES	42,054	45,822	50,405	48,114
51020 - OTHER WAGES	0	0	0	0
51060 - OVERTIME PAY	0	0	0	0
51070 - UNEMPLOYMENT INSURANCE	48	40	38	38
51080 - RETIREMENT	10,546	11,167	17,687	16,883
51081 - OPEB LIABILITY	2,378	2,415	2,378	2,378
51090 - GROUP INSURANCE	2,750	3,600	20,125	30,087
51100 - FICA/MEDICARE OASDI	3,432	3,857	3,856	3,681
51110 - COMPENSATION INSURANCE	(102)	200	200	408
51120 - CELL PHONE ALLOW	0	0	0	0
51150 - LIFE INSURANCE	0	0	0	141
Total 51 - SALARIES & BENEFITS	61,106	67,101	94,689	101,730
52-SERVICES SUPPLIES				
520000 - AGRICULTURE	0	0	0	0
520200 - COMMUNICATIONS	679	733	1,000	1,000
520201 - PHONE - LAND LINE (S)	0	0	0	0
520202 - CELL PHONE SERVICE	0	0	0	0
520203 - INTERNET SERVICE	0	0	0	0
520220 - PAPER/PAPER SUPPLIES	0	0	1,000	1,000
520226 - TONER/COPY MACH SUPPL	0	0	0	0
520227 - FOLDERS/FILES/BINDERS	0	0	0	0
520230 - COPY CHARGES	534	561	1,600	1,600
520250 - COPY MACHINE LEASE	0	0	0	0
520400 - HOUSEHOLD EXPENSE	0	0	0	0
520402 - CLEANING SUPPLIES	0	0	0	0
520407 - REFUSE DISPOSAL	0	0	0	0
520419 - COVID PPE & CLEANING COST	0	0	0	0
520902 - VEHICLE MAINTENANCE	0	2,810	1,500	1,500
521600 - MEMBERSHIPS/ANNUAL DUES	0	150	500	500
521800 - OFFICE EXPENSE	6,235	2,752	2,000	2,000
521801 - Office Water	0	0	420	420

State Controller Schedule
County Budget Act

Plumas County
Financing Sources and Uses by Budget Unit by Object
Governmental Funds
Fiscal Year 2024-25

Schedule 9
Page 9.81

Fund: 0001 GENERAL

Budget Unit: 20680 - FARM ADVISOR

Function: 06 - EDUCATION

Activity: 33 - AGRICULTURAL EDUCATION

2024-25

**Adopted by the
Board of
Supervisors**

Detail by Revenue Category and Expenditure Object 1	2022-23 Actual 2	2023-24 Actual <input checked="" type="checkbox"/> Estimated <input type="checkbox"/> 3	2024-25 Recommended 4	5
52-SERVICES SUPPLIES (continued)				
521900 - PROFESSIONAL SVC	17,830	19,585	20,545	20,545
524000 - RENT - OFFICE/SPACE	0	0	0	0
524300 - SMALL TOOLS/INSTRUMENTS	260	413	300	300
524870 - TEST -EMPLEE MED/IMMUN	0	0	0	0
525000 - OVERHEAD	0	0	0	0
525119 - LIABILITY SELF-FUND INSURANCE	367	416	416	515
527400 - TRAVEL- IN COUNTY	1,413	1,921	3,500	3,500
527500 - TRAVEL- OUT OF COUNTY	344	14	1,000	1,000
527750 - IN CNTY HOSTING	164	616	700	700
527802 - ELECTRIC CHARGES	2,400	2,200	7,200	7,200
527803 - PROPANE/OTHR HEATING FUEL	3,075	1,690	3,000	3,000
Total 52 - SERVICES & SUPPLIES	33,301	33,861	44,681	44,780
54-FIXED ASSETS				
541500 - VEHICLE	0	0	48,500	48,500
Total 54 - FIXED ASSETS	0	0	48,500	48,500
Total Expenditures and Appropriations	94,407	100,962	187,870	195,010
Net Cost	72,587	81,926	166,050	173,190

COUNTY ADMINISTRATIVE OFFICER

Debra Lucero

The mission of County Administration is to provide leadership and guidance to the County organization in implementing the policies of the Board of Supervisors while maintaining and improving the effective operations and fiscal integrity of the County.

The County Administrative Officer (CAO) provides policy guidance and program evaluation to the Board of Supervisors and management staff while encouraging and facilitating services to County residents and businesses. County Administration fosters cooperative working relationships with State and local intergovernmental and regulatory agencies, nonprofits and private groups and pursues appropriate avenues of economic and community development.

The CAO serves and is accountable to the Board of Supervisors. The primary function of the CAO is to oversee the preparation, adoption, and administration of the county budget. This position works closely with the elected offices of Auditor-Controller, Treasurer-Tax Collector and Assessor to coordinate the efforts of those finance-related offices in the preparation and administration of the county budget. The County Administrative Officer is responsible for enforcement of all County codes, ordinances, and regulations, the conduct of all financial activities, and the efficient and economical performance of the County's operations.

Overall, this position is accountable for establishing and accomplishing County goals and objectives, and developing general policy guidelines. The position is vested with the authority and titles of County Budgetary Officer and County Purchasing Agent.

GENERAL SERVICES

State Controller Schedule
County Budget Act

Plumas County
Financing Sources and Uses by Budget Unit by Object
Governmental Funds
Fiscal Year 2024-25

Schedule 9
Page 9.4

Fund: 0001 GENERAL

Budget Unit: 20020 - GENERAL SERVICES

Function: 01 - GENERAL GOVERNMENT

Activity: 10 - LEGISLATIVE & ADMIN

Detail by Revenue Category and Expenditure Object 1	2022-23 Actual 2	2023-24 Actual <input checked="" type="checkbox"/> Estimated <input type="checkbox"/> Recommended 3	2024-25 4	2024-25 Adopted by the Board of Supervisors 5
40-TAX REVENUE				
40010 - CURRENT SECURED TAXES	10,910,023	11,384,680	10,900,000	10,900,000
40020 - CURRENT UNSECURED TAXES	267,669	323,668	227,358	227,358
40040 - PRIOR UNSECURED TAXES	5,935	4,576	4,000	4,000
40050 - PENALTIES	314,832	290,036	200,000	200,000
40051 - TEETER PENALTIES	(104)	0	25,000	25,000
40060 - USE TAX	3,122,526	2,941,553	2,500,000	2,500,000
40064 - VLF SWAP IN-LIEU	2,854,993	3,043,182	2,700,000	2,700,000
40066 - IN-LIEU SALES TX TRPL FLP	0	0	0	0
40070 - TIMBER YIELD TAX	168,025	113,743	150,000	150,000
40080 - AIRCRAFT TAX	16,202	18,229	15,000	15,000
40090 - HOTEL TAX	2,107,058	2,383,988	2,000,000	2,000,000
40110 - TAX SALE	0	0	0	0
40130 - SUPPLEMENTAL TAXES	218,662	204,237	160,000	160,000
40131 - SUPPL TAXES-SB 854	0	0	0	0
40170 - CDC PILT	26,246	7,153	12,000	12,000
Total 40 - TAX REVENUE	20,012,067	20,715,045	18,893,358	18,893,358
41-LICENSES PERMITS				
41050 - FRANCHISES	104,697	113,787	78,000	78,000
Total 41 - LICENSES & PERMITS	104,697	113,787	78,000	78,000
43-USE OF MONEY PROPERTY				
43000 - INTEREST INCOME LEASE	0	0	0	0
43010 - INTEREST-INVESTED FUNDS	556,290	730,729	500,000	500,000
43011 - INTEREST HEALTH	(1,140)	1,927	500	500
43012 - INTEREST SOCIAL SERVICES	(239,267)	60,037	38,000	38,000
43014 - INTEREST - SEN TRANS	(622)	(3,883)	260	260
43015 - INTEREST A&D	14,125	19,960	4,000	4,000
43016 - INTEREST INCOME	945	0	0	0
43017 - INTEREST -SHERIFF	79,441	79,044	8,500	8,500
43018 - INTEREST - DA	24,683	54,174	2,400	2,400
43019 - INTEREST -SEN NUTRI	(10,827)	(22,844)	970	970
43020 - RENTS & CONCESSIONS	0	0	0	0
43026 - RENTS & CONC.-COURTHOUSE	3,635	3,300	25,000	25,000
43700 - LEASE REVENUE	0	0	0	0
43998 - UNREALIZED GAINS/LOSSES	155,596	0	0	0
Total 43 - USE OF MONEY & PROPERTY	582,859	922,444	579,630	579,630
44-STATE FEDERAL AID				
44010 - STATE - SB90 MANDATES	10,786	94,182	0	0
44040 - STATE-MOTOR VEH. IN-LIEU	0	0	0	0
44044 - STATE-VEH LIC FEES	16,955	20,450	15,000	15,000
44230 - STATE-HOMEOWNERS PROP.TAX	60,996	59,773	60,000	60,000
44231 - CFP--COURTS REIMB	10,307	10,307	13,750	13,750
44440 - FEDERAL-IN LIEU TAXES	819,645	733,808	675,225	675,225

GENERAL SERVICES

State Controller Schedule
County Budget Act

Plumas County
Financing Sources and Uses by Budget Unit by Object
Governmental Funds
Fiscal Year 2024-25

Schedule 9
Page 9.5

Fund: 0001 GENERAL

Budget Unit: 20020 - GENERAL SERVICES

Function: 01 - GENERAL GOVERNMENT

Activity: 10 - LEGISLATIVE & ADMIN

2024-25

Adopted by the
Board of
Supervisors

Detail by Revenue Category and Expenditure Object 1	2022-23 Actual 2	2023-24 Actual <input checked="" type="checkbox"/> Estimated <input type="checkbox"/> 3	2024-25 Recommended 4	5
44-STATE FEDERAL AID (continued)				
Total 44 - STATE & FEDERAL AID	918,689	918,520	763,975	763,975
45-CHARGES FOR SERVICES				
45040 - LEASE PAYMENT	22,836	21,538	20,000	20,000
45083 - COPY/CERT COPY/POSTAGE	0	0	0	0
45290 - OTHER-C. S. RECOUP 2 1/2%	13,436	11,392	16,000	16,000
45428 - COST PLAN REIM.	1,854,938	2,211,956	1,854,938	1,854,938
Total 45 - CHARGES FOR SERVICES	1,891,210	2,244,886	1,890,938	1,890,938
46-OTHER REVENUE				
45083 - COPY/CERT COPY/POSTAGE	0	0	0	0
46016 - CREDIT CARD/OTHER REBATE	6,715	6,983	3,000	3,000
46026 - SALE OF PROPERTY	0	0	50,000	50,000
46055 - UNCLAIMED FUNDS	0	828	0	0
46239 - DONATIONS	0	0	50,021	50,021
46251 - REIMBURSEMENTS/REFUNDS	10,000	0	0	0
46252 - FLEX BENEFIT REBATE	0	0	0	0
46257 - 4850 REIMBURSEMENT	65,039	199,490	5,000	5,000
46611 - REVENUE FROM SETTLEMENTS	0	0	0	0
Total 46 - OTHER REVENUE	81,754	207,301	108,021	108,021
48-TRANSFER				
48000 - TRANSFER-IN	0	0	1,300,000	1,300,000
48001 - TRANSFER-IN1	0	0	0	0
48021 - TRF IN - ARPA FUNDS	0	0	0	0
48999 - TRANSFER FROM STR SUPPS	0	0	0	0
Total 48 - TRANSFER	0	0	1,300,000	1,300,000
Total Revenue	23,591,276	25,121,983	23,613,922	23,613,922
51-SALARIES BENEFITS				
51090 - GROUP INSURANCE	2,225	3,110	0	0
51100 - FICA/MEDICARE OASDI	0	0	0	0
Total 51 - SALARIES & BENEFITS	2,225	3,110	0	0
52-SERVICES SUPPLIES				
521811 - MARKETING	4,752	2,582	9,000	9,000
521900 - PROFESSIONAL SVC	656,545	496,290	400,000	400,000
521901 - LITIGATION	63,896	330,371	200,000	200,000
522600 - PROPERTY INSURANCE	180,048	508,182	500,000	500,000
523700 - PUBLICATIONS-LEGAL NOTICE	0	0	0	0
524400 - SPECIAL DEPARTMENT EXPENSE	0	16,025	0	0
52444 - SPECIAL EXP - FEMA	0	0	0	0
525000 - OVERHEAD	0	0	0	0
525119 - LIABILITY SELF-FUND INSURANCE	0	0	0	0
Total 52 - SERVICES & SUPPLIES	905,241	1,353,450	1,109,000	1,109,000
54-FIXED ASSETS				
546320 - ROOF PROJ	0	0	0	0

GENERAL SERVICES

State Controller Schedule
County Budget Act

Plumas County
Financing Sources and Uses by Budget Unit by Object
Governmental Funds
Fiscal Year 2024-25

Schedule 9
Page 9.6

Fund: 0001 GENERAL

Budget Unit: 20020 - GENERAL SERVICES

Function: 01 - GENERAL GOVERNMENT

Activity: 10 - LEGISLATIVE & ADMIN

2024-25

Adopted by the
Board of
Supervisors

Detail by Revenue Category and Expenditure Object 1	2022-23 Actual 2	2023-24 Actual <input checked="" type="checkbox"/> Estimated <input type="checkbox"/> 3	2024-25 Recommended 4	5
54-FIXED ASSETS (continued)				
54844 - PCJP-SB844 GF MATCH	0	0	0	0
Total 54 - FIXED ASSETS	0	0	0	0
58-TRANSFERS				
58000 - TRANSFER-OUT	0	0	0	0
58001 - TRANSFER-OUT1	0	0	0	0
58999 - TRSFR OUT STR SUPPS	0	0	0	0
Total 58 - TRANSFERS	0	0	0	0
Total Expenditures and Appropriations	907,466	1,356,560	1,109,000	1,109,000
Net Cost	(22,683,810)	(23,765,423)	(22,504,922)	(22,504,922)

CONTRIBUTIONS

State Controller Schedule
County Budget Act

Plumas County
Financing Sources and Uses by Budget Unit by Object
Governmental Funds
Fiscal Year 2024-25

Schedule 9
Page 9.11

Fund: 0001 GENERAL

Budget Unit: 20031 - CONTRIBUTIONS

Function: 01 - GENERAL GOVERNMENT

Activity: 10 - LEGISLATIVE & ADMIN

Activity: 10 - LEGISLATIVE & ADMIN				2024-25
Detail by Revenue Category and Expenditure Object 1	2022-23 Actual 2	2023-24	2024-25	Adopted by the Board of Supervisors 5
		Actual <input checked="" type="checkbox"/> Estimated <input type="checkbox"/> Recommended		
43-USE OF MONEY PROPERTY				
43015 - INTEREST A&D	91	122	0	0
Total 43 - USE OF MONEY & PROPERTY	91	122	0	0
48-TRANSFER				
48000 - TRANSFER-IN	0	0	0	0
Total 48 - TRANSFER	0	0	0	0
Total Revenue	91	122	0	0
52-SERVICES SUPPLIES				
525000 - OVERHEAD	0	0	0	0
Total 52 - SERVICES & SUPPLIES	0	0	0	0
53-OTHER CHARGES				
531100 - CONTRIB CFP PYMNTS	44,591	55,739	44,591	44,591
532040 - CONTIRB-PCCDC PILOT	0	0	0	0
533090 - CONTRIB ARTS COUNSEL	0	0	0	0
533096 - CONTRIB--RAILROADS DAYS	0	0	0	0
533100 - CONTRIB CHAMBER COMMRC	0	0	0	0
533120 - CONTRIB LAFCO	49,464	67,347	50,021	50,021
533161 - ECON DEV & TOURISM	0	0	0	0
533210 - PAY BACK STATE-A&D GRNT	0	0	0	0
533600 - CONTRIB MEDICAL SVC	27,964	27,964	28,000	28,000
534360 - CONTRIB TO SENIOR TRANS	39,661	48,513	500	500
534362 - CONTRIB REC CNTR-TO HLTH	0	0	0	0
534950 - CONTRIB TRIAL COURTS	154,384	154,384	154,384	154,384
535500 - CONTRIB -IV PARK&REC	0	0	0	0
535510 - CONTRIB- E.PL.PARK&REC	0	0	0	0
535520 - CONTRIB-CNTRL PRK&REC	6,500	6,500	6,500	6,500
535530 - CONTRIB- ALMNR PRK&REC	0	0	0	0
535532 - CONTRIB-SIERRA VALLEY GMD	0	0	0	0
Total 53 - OTHER CHARGES	322,564	360,447	283,996	283,996
58-TRANSFERS				
58000 - TRANSFER-OUT	0	0	0	0
580000 - TRANSFER	0	0	0	0
580001 - TRANSFER	0	0	0	0
583110 - CONTRIB QLG LITIGATION	0	0	0	0
583180 - CONTRIB TRANS DEBT SVC	966,197	966,197	965,166	1,692,975
583500 - CONTRIB TRANS AIR POLL CN	22,000	11,000	10,820	10,820
583524 - CONTRIB TRANS FLOOD CNTRL	0	0	0	0
584320 - CONTRIB EXCESS TRIAL CST	0	0	0	0
584362 - CONTRIB TRANS REC CNRT-HL	0	0	0	0
584960 - CONTRIB TRANS FAIR	0	0	0	0
584980 - CONTRIB TRANS MNTL HLTH	0	0	7,672	7,672
585010 - CONTRIB TRANS PUB HLTH	66,296	66,295	66,295	66,295
585150 - CONTRIB TRANS DIST ATTRNY	1,864,591	1,885,774	2,127,829	2,138,356

CONTRIBUTIONS

State Controller Schedule
County Budget Act

Plumas County
Financing Sources and Uses by Budget Unit by Object
Governmental Funds
Fiscal Year 2024-25

Schedule 9
Page 9.12

Fund: 0001 GENERAL

Budget Unit: 20031 - CONTRIBUTIONS

Function: 01 - GENERAL GOVERNMENT

Activity: 10 - LEGISLATIVE & ADMIN

2024-25

**Adopted by the
Board of
Supervisors**

**Detail by Revenue Category and
Expenditure Object**
1

**2022-23
Actual**
2

**2023-24
Actual ☒
Estimated ☐**
3

**2024-25
Recommended**
4

58-TRANSFERS (continued)

585160 - CONTRIB TRANS SHERIFF	4,479,471	5,141,460	6,615,276	6,579,684
585161 - CONTRIB TRANS JAIL	2,751,456	3,295,799	3,940,178	3,950,178
585162 - CONTRIB TRANS S/O 15 MIN	0	0	0	0
585370 - CONTRIB TRANS SENIOR NUTR	229,865	234,120	278,141	278,141
585572 - CONTRIB TRANS CRSNT LIGHT	0	0	0	0
585573 - CONTRIB PROP 40 PROJ	0	0	0	0
585577 - CONTRIB COORDINATING CO	0	0	0	0
585578 - CONTRIB RISK MANAGEMENT	0	0	0	0
585579 - CONTRIB SOCIAL SERVICES	0	0	0	0
Total 58 - TRANSFERS	10,379,876	11,600,645	14,011,377	14,724,121
Total Expenditures and Appropriations	10,702,440	11,961,092	14,295,373	15,008,117
Net Cost	10,702,349	11,960,970	14,295,373	15,008,117

COUNTY ADMINISTRATIVE OFFICER

State Controller Schedule
County Budget Act

Plumas County
Financing Sources and Uses by Budget Unit by Object
Governmental Funds
Fiscal Year 2024-25

Schedule 9
Page 9.9

Fund: 0001 GENERAL

Budget Unit: 20030 - CAO

Function: 01 - GENERAL GOVERNMENT

Activity: 10 - LEGISLATIVE & ADMIN

2024-25

Adopted by the
Board of
Supervisors

Detail by Revenue Category and Expenditure Object 1	2022-23 Actual 2	2023-24 Actual <input checked="" type="checkbox"/> Estimated <input type="checkbox"/> 3	2024-25 Recommended 4	5
44-STATE FEDERAL AID				
44034 - STATE-OHV TRAIL GRANT	0	0	0	670,000
Total 44 - STATE & FEDERAL AID	0	0	0	670,000
46-OTHER REVENUE				
46059 - SAFETY INCENTIVE	0	0	60,000	60,000
46060 - OTHER-MISCELLANEOUS	49,312	378,688	0	0
46251 - REIMBURSEMENTS/REFUNDS	0	0	0	0
Total 46 - OTHER REVENUE	49,312	378,688	60,000	60,000
48-TRANSFER				
48000 - TRANSFER-IN	4,078	310,000	160,333	160,333
48005 - TRANSFER-IN5	0	0	7,623	7,623
48007 - TSF-IN CRF REIMB	0	0	0	0
48021 - TRF IN - ARPA FUNDS	706,000	0	764,045	764,045
Total 48 - TRANSFER	710,078	310,000	932,001	932,001
Total Revenue	759,390	688,688	992,001	1,662,001
51-SALARIES BENEFITS				
51000 - REGULAR WAGES	163,998	249,766	329,891	334,108
51020 - OTHER WAGES	6,712	0	21,883	21,883
51070 - UNEMPLOYMENT INSURANCE	122	325	1,308	1,308
51080 - RETIREMENT	55,801	63,102	115,759	95,849
51081 - OPEB LIABILITY	4,757	4,830	4,757	4,757
51090 - GROUP INSURANCE	14,707	18,611	55,064	62,752
51100 - FICA/MEDICARE OASDI	12,963	18,999	25,237	25,559
51110 - COMPENSATION INSURANCE	1,131	1,116	1,116	1,936
51120 - CELL PHONE ALLOW	600	960	1,360	1,360
51122 - CAR ALLOWANCE	0	0	0	0
51150 - LIFE INSURANCE	418	669	669	423
Total 51 - SALARIES & BENEFITS	261,209	358,378	557,044	549,935
52-SERVICES SUPPLIES				
520201 - PHONE - LAND LINE (S)	471	169	500	500
520210 - POSTAGE/SHIP, MAIL COST	0	0	100	100
520220 - PAPER/PAPER SUPPLIES	0	0	500	500
520233 - PRINTING SVC/CHRGs	0	0	250	250
520250 - COPY MACHINE LEASE	0	0	15	3,015
520419 - COVID PPE & CLEANING COST	0	0	0	0
520902 - VEHICLE MAINTENANCE	0	0	500	500
520940 - SAFETY EQUIPMENT/EXPENSES	0	0	0	0
521102 - FUEL - VEHICLE	0	0	0	0
521334 - OHV TRAIL GRANT	0	0	0	670,000
521600 - MEMBERSHIPS/ANNUAL DUES	2,313	896	2,500	2,500
521750 - FITNESS & WELLNESS	0	1,500	0	0
521800 - OFFICE EXPENSE	3,656	2,310	9,000	9,000
521811 - MARKETING	0	0	2,500	2,500

COUNTY ADMINISTRATIVE OFFICER

State Controller Schedule
County Budget Act

Plumas County
Financing Sources and Uses by Budget Unit by Object
Governmental Funds
Fiscal Year 2024-25

Schedule 9
Page 9.10

Fund: 0001 GENERAL

Budget Unit: 20030 - CAO

Function: 01 - GENERAL GOVERNMENT

Activity: 10 - LEGISLATIVE & ADMIN

2024-25

**Adopted by the
Board of
Supervisors**

**Detail by Revenue Category and
Expenditure Object**

**2022-23
Actual
2**

**2023-24
Actual ☒
Estimated ☐
3**

**2024-25
Recommended
4**

52-SERVICES SUPPLIES (continued)

521900 - PROFESSIONAL SVC	399,359	1,173,690	1,085,000	585,000
523700 - PUBLICATIONS-LEGAL NOTICE	0	0	0	0
524400 - SPECIAL DEPARTMENT EXPENSE	12,639	9,104	14,000	14,000
525000 - OVERHEAD	0	0	0	0
525119 - LIABILITY SELF-FUND INSURANCE	922	1,405	1,405	62,990
527000 - TRAINING	0	550	1,500	1,500
527400 - TRAVEL- IN COUNTY	111	195	2,000	2,000
527500 - TRAVEL- OUT OF COUNTY	6,869	4,645	14,000	14,000

Total 52 - SERVICES & SUPPLIES	426,340	1,194,464	1,133,770	1,368,355
---	----------------	------------------	------------------	------------------

58-TRANSFERS

58000 - TRANSFER-OUT	0	0	0	0
580021 - TRANSFER-OUT ARPA	0	0	0	0

Total 58 - TRANSFERS	0	0	0	0
-----------------------------	----------	----------	----------	----------

Total Expenditures and Appropriations	687,549	1,552,842	1,690,814	1,918,290
--	----------------	------------------	------------------	------------------

Net Cost	(71,841)	864,154	698,813	256,289
-----------------	-----------------	----------------	----------------	----------------

LOCAL ASSISTANCE & TRIBAL CONSISTENCY FUND

State Controller Schedule
County Budget Act

Plumas County
Financing Sources and Uses by Budget Unit by Object
Governmental Funds
Fiscal Year 2024-25

Schedule 9
Page 9.224

Fund: 0026 LOCAL ASSISTANCE & TCF

Budget Unit: 80026 - LOCAL ASSISTANCE & TCF

Function: 01 - GENERAL GOVERNMENT

Activity: 10 - LEGISLATIVE & ADMIN

Detail by Revenue Category and Expenditure Object 1	2022-23 Actual 2	2023-24 Actual <input checked="" type="checkbox"/> Estimated <input type="checkbox"/> Recommended 3	2024-25 Recommended 4	2024-25 Adopted by the Board of Supervisors 5
43-USE OF MONEY PROPERTY				
43010 - INTEREST-INVESTED FUNDS	53,665	198,860	0	0
Total 43 - USE OF MONEY & PROPERTY	53,665	198,860	0	0
44-STATE FEDERAL AID				
44027 - STATE GRANT	0	0	0	0
44415 - FEDERAL - OTHER	3,762,368	3,756,468	149,596	149,596
Total 44 - STATE & FEDERAL AID	3,762,368	3,756,468	149,596	149,596
48-TRANSFER				
48000 - TRANSFER-IN	0	0	0	0
Total 48 - TRANSFER	0	0	0	0
Total Revenue	3,816,033	3,955,328	149,596	149,596
52-SERVICES SUPPLIES				
521700 - MISC EXPENSES	49,312	378,688	0	0
Total 52 - SERVICES & SUPPLIES	49,312	378,688	0	0
58-TRANSFERS				
58000 - TRANSFER-OUT	350,616	1,173,492	727,785	727,785
Total 58 - TRANSFERS	350,616	1,173,492	727,785	727,785
Total Expenditures and Appropriations	399,928	1,552,180	727,785	727,785
Net Cost	(3,416,105)	(2,403,148)	578,189	578,189

OPIOID SETTLEMENT FUND

State Controller Schedule
County Budget Act

Plumas County
Financing Sources and Uses by Budget Unit by Object
Governmental Funds
Fiscal Year 2024-25

Schedule 9
Page 9.249

Fund: 0054 OPIOID SETTLEMENT FUND

Budget Unit: 20054 - OPIOID SETTLEMENT FUND

Function: 04 - HEALTH & SANITATION

Activity: 24 - HEALTH

Detail by Revenue Category and Expenditure Object 1	2022-23 Actual 2	2023-24 Actual <input checked="" type="checkbox"/> Estimated <input type="checkbox"/> Recommended <input type="checkbox"/>		2024-25 Adopted by the Board of Supervisors 5
		3	4	
43-USE OF MONEY PROPERTY				
43010 - INTEREST-INVESTED FUNDS	6,410	19,896	0	0
Total 43 - USE OF MONEY & PROPERTY	6,410	19,896	0	0
44-STATE FEDERAL AID				
44054 - ST-OPIOID SETTLEMENT	465,336	208,480	313,535	313,535
Total 44 - STATE & FEDERAL AID	465,336	208,480	313,535	313,535
48-TRANSFER				
48000 - TRANSFER-IN	0	0	0	0
Total 48 - TRANSFER	0	0	0	0
Total Revenue	471,746	228,376	313,535	313,535
52-SERVICES SUPPLIES				
521900 - PROFESSIONAL SVC	0	0	0	0
524400 - SPECIAL DEPARTMENT EXPENSE	0	0	313,535	313,535
Total 52 - SERVICES & SUPPLIES	0	0	313,535	313,535
58-TRANSFERS				
58000 - TRANSFER-OUT	0	0	0	0
Total 58 - TRANSFERS	0	0	0	0
Total Expenditures and Appropriations	0	0	313,535	313,535
Net Cost	(471,746)	(228,376)	0	0

State Controller Schedule
County Budget Act

Plumas County
Financing Sources and Uses by Budget Unit by Object
Governmental Funds
Fiscal Year 2024-25

Schedule 9
Page 9.220

Fund: 0021 ARPA 2021

Budget Unit: 20003 - ARPA 2021

Function: 01 - GENERAL GOVERNMENT

Activity: 10 - LEGISLATIVE & ADMIN

Detail by Revenue Category and Expenditure Object 1	2022-23 Actual 2	2023-24 Actual <input checked="" type="checkbox"/> Estimated <input type="checkbox"/> Recommended <input type="checkbox"/>		2024-25 Adopted by the Board of Supervisors 5
		3	4	
43-USE OF MONEY PROPERTY				
43010 - INTEREST-INVESTED FUNDS	50,471	46,825	0	0
43998 - UNREALIZED GAINS/LOSSES	10,965	0	0	0
Total 43 - USE OF MONEY & PROPERTY	61,436	46,825	0	0
44-STATE FEDERAL AID				
44027 - STATE GRANT	1,826,520	0	0	0
Total 44 - STATE & FEDERAL AID	1,826,520	0	0	0
Total Revenue	1,887,956	46,825	0	0
52-SERVICES SUPPLIES				
52170 - MISCELLANEOUS EXPENSE	88,585	0	0	0
Total 52 - SERVICES & SUPPLIES	88,585	0	0	0
58-TRANSFERS				
58000 - TRANSFER-OUT	1,494,950	341,297	351,274	426,274
Total 58 - TRANSFERS	1,494,950	341,297	351,274	426,274
Total Expenditures and Appropriations	1,583,535	341,297	351,274	426,274
Net Cost	(304,421)	294,472	351,274	426,274

CONTINGENCY-GENERAL

Fund: 0001 GENERAL

Budget Unit: 20980 - CONTINGENCY-GENERAL

Function: 09 - DISTRICT FUNCTION

Activity: 99 - DISTRICT ACTIVITY

Detail by Revenue Category and Expenditure Object 1	2022-23 Actual 2	2023-24		2024-25 Recommended 4	2024-25 Adopted by the Board of Supervisors 5
		Actual <input checked="" type="checkbox"/>	Estimated <input type="checkbox"/>		
52-SERVICES SUPPLIES					
525000 - OVERHEAD	0	0		0	0
528400 - CONTINGENCIES	0	40,000		250,000	250,000
Total 52 - SERVICES & SUPPLIES	0	40,000		250,000	250,000
Total Expenditures and Appropriations	0	40,000		250,000	250,000
Net Cost	0	40,000		250,000	250,000

BUILDING DEVELOPMENT/IMPACT

State Controller Schedule
County Budget Act

Plumas County
Financing Sources and Uses by Budget Unit by Object
Governmental Funds
Fiscal Year 2024-25

Schedule 9
Page 9.56

Fund: 0001 0001I GEN FUND DEV/IMPACT

Budget Unit: 20446 - BUILDING DEVELOPMENT/IMPACT

Function: 02 - PUBLIC PROTECTION

Activity: 20 - PROTECTION INSPECTION

Detail by Revenue Category and Expenditure Object 1	2022-23 Actual 2	2023-24 Actual <input checked="" type="checkbox"/> Estimated <input type="checkbox"/> Recommended		2024-25 Adopted by the Board of Supervisors 5
		3	4	
43-USE OF MONEY PROPERTY				
43010 - INTEREST-INVESTED FUNDS	237	327	0	0
Total 43 - USE OF MONEY & PROPERTY	237	327	0	0
45-CHARGES FOR SERVICES				
45396 - DEVELOPMENT/IMPACT FEES	0	0	0	0
Total 45 - CHARGES FOR SERVICES	0	0	0	0
Total Revenue	237	327	0	0
52-SERVICES SUPPLIES				
525000 - OVERHEAD	0	0	0	0
528400 - CONTINGENCIES	0	0	0	0
Total 52 - SERVICES & SUPPLIES	0	0	0	0
Total Expenditures and Appropriations	0	0	0	0
Net Cost	(237)	(327)	0	0

NATIONAL OPIOID ABATEMENT TRUST

State Controller Schedule
County Budget Act

Plumas County
Financing Sources and Uses by Budget Unit by Object
Governmental Funds
Fiscal Year 2024-25

Schedule 9
Page 9.250

Fund: 0054 00541 NATIONAL OPIOID ABATEMENT TRUS

Budget Unit: 20541 - NATIONAL OPIOID ABATEMENT TRUS

Function: 04 - HEALTH & SANITATION

Activity: 24 - HEALTH

Detail by Revenue Category and Expenditure Object 1	2022-23 Actual 2	2023-24 Actual <input checked="" type="checkbox"/> Estimated <input type="checkbox"/> Recommended <input type="checkbox"/>		2024-25 Adopted by the Board of Supervisors 5
		3	4	
43-USE OF MONEY PROPERTY				
43010 - INTEREST-INVESTED FUNDS	0	0	0	0
Total 43 - USE OF MONEY & PROPERTY	0	0	0	0
44-STATE FEDERAL AID				
44054 - ST-OPIOID SETTLEMENT	0	0	0	0
Total 44 - STATE & FEDERAL AID	0	0	0	0
48-TRANSFER				
48000 - TRANSFER-IN	0	0	0	0
Total 48 - TRANSFER	0	0	0	0
Total Revenue	0	0	0	0
52-SERVICES SUPPLIES				
521900 - PROFESSIONAL SVC	0	0	0	0
Total 52 - SERVICES & SUPPLIES	0	0	0	0
58-TRANSFERS				
58000 - TRANSFER-OUT	0	0	0	0
Total 58 - TRANSFERS	0	0	0	0
Total Expenditures and Appropriations	0	0	0	0
Net Cost	0	0	0	0

DISTRIBUTOR-SUBDIVISION

State Controller Schedule
County Budget Act

Plumas County
Financing Sources and Uses by Budget Unit by Object
Governmental Funds
Fiscal Year 2024-25

Schedule 9
Page 9.251

Fund: 0054 00542 DISTRIBUTOR-SUBDIVISION

Budget Unit: 20542 - DISTRIBUTOR-SUBDIVISION

Function: 04 - HEALTH & SANITATION

Activity: 24 - HEALTH

Detail by Revenue Category and Expenditure Object 1	2022-23 Actual 2	2023-24 Actual <input checked="" type="checkbox"/> Estimated <input type="checkbox"/> Recommended <input type="checkbox"/>		2024-25 Adopted by the Board of Supervisors 5
		3	4	
43-USE OF MONEY PROPERTY				
43010 - INTEREST-INVESTED FUNDS	0	0	0	0
Total 43 - USE OF MONEY & PROPERTY	0	0	0	0
44-STATE FEDERAL AID				
44054 - ST-OPIOID SETTLEMENT	0	0	0	0
Total 44 - STATE & FEDERAL AID	0	0	0	0
48-TRANSFER				
48000 - TRANSFER-IN	0	0	0	0
Total 48 - TRANSFER	0	0	0	0
Total Revenue	0	0	0	0
52-SERVICES SUPPLIES				
521900 - PROFESSIONAL SVC	0	0	0	0
Total 52 - SERVICES & SUPPLIES	0	0	0	0
58-TRANSFERS				
58000 - TRANSFER-OUT	0	0	0	0
Total 58 - TRANSFERS	0	0	0	0
Total Expenditures and Appropriations	0	0	0	0
Net Cost	0	0	0	0

DISTRIBUTOR-ABATEMENT

State Controller Schedule
County Budget Act

Plumas County
Financing Sources and Uses by Budget Unit by Object
Governmental Funds
Fiscal Year 2024-25

Schedule 9
Page 9.252

Fund: 0054 00543 DISTRIBUTOR-ABATEMENT

Budget Unit: 20543 - DISTRIBUTOR-ABATEMENT

Function: 04 - HEALTH & SANITATION

Activity: 24 - HEALTH

Detail by Revenue Category and Expenditure Object 1	2022-23 Actual 2	2023-24 Actual <input checked="" type="checkbox"/> Estimated <input type="checkbox"/> Recommended		2024-25 Adopted by the Board of Supervisors 5
		3	4	
43-USE OF MONEY PROPERTY				
43010 - INTEREST-INVESTED FUNDS	0	0	0	0
Total 43 - USE OF MONEY & PROPERTY	0	0	0	0
44-STATE FEDERAL AID				
44054 - ST-OPIOID SETTLEMENT	0	68,667	0	0
Total 44 - STATE & FEDERAL AID	0	68,667	0	0
48-TRANSFER				
48000 - TRANSFER-IN	0	0	0	0
Total 48 - TRANSFER	0	0	0	0
Total Revenue	0	68,667	0	0
52-SERVICES SUPPLIES				
521900 - PROFESSIONAL SVC	0	0	0	0
Total 52 - SERVICES & SUPPLIES	0	0	0	0
58-TRANSFERS				
58000 - TRANSFER-OUT	0	0	0	0
Total 58 - TRANSFERS	0	0	0	0
Total Expenditures and Appropriations	0	0	0	0
Net Cost	0	(68,667)	0	0

JANSSEN-SUBDIVISION

State Controller Schedule
County Budget Act

Plumas County
Financing Sources and Uses by Budget Unit by Object
Governmental Funds
Fiscal Year 2024-25

Schedule 9
Page 9.253

Fund: 0054 00544 JANSSEN-SUBDIVISION

Budget Unit: 20544 - JANSSEN-SUBDIVISION

Function: 04 - HEALTH & SANITATION

Activity: 24 - HEALTH

Detail by Revenue Category and Expenditure Object 1	2022-23 Actual 2	2023-24 Actual <input checked="" type="checkbox"/> Estimated <input type="checkbox"/> Recommended <input type="checkbox"/>		2024-25 Adopted by the Board of Supervisors 5
		3	4	
43-USE OF MONEY PROPERTY				
43010 - INTEREST-INVESTED FUNDS	0	0	0	0
Total 43 - USE OF MONEY & PROPERTY	0	0	0	0
44-STATE FEDERAL AID				
44054 - ST-OPIOID SETTLEMENT	0	0	0	0
Total 44 - STATE & FEDERAL AID	0	0	0	0
48-TRANSFER				
48000 - TRANSFER-IN	0	0	0	0
Total 48 - TRANSFER	0	0	0	0
Total Revenue	0	0	0	0
52-SERVICES SUPPLIES				
521900 - PROFESSIONAL SVC	0	0	0	0
Total 52 - SERVICES & SUPPLIES	0	0	0	0
58-TRANSFERS				
58000 - TRANSFER-OUT	0	0	0	0
Total 58 - TRANSFERS	0	0	0	0
Total Expenditures and Appropriations	0	0	0	0
Net Cost	0	0	0	0

JANSSEN-ABATEMENT

State Controller Schedule
County Budget Act

Plumas County
Financing Sources and Uses by Budget Unit by Object
Governmental Funds
Fiscal Year 2024-25

Schedule 9
Page 9.254

Fund: 0054 00545 JANSSEN-ABATEMENT

Budget Unit: 20545 - JANSSEN-ABATEMENT

Function: 04 - HEALTH & SANITATION

Activity: 24 - HEALTH

Detail by Revenue Category and Expenditure Object 1	2022-23 Actual 2	2023-24 Actual <input checked="" type="checkbox"/> Estimated <input type="checkbox"/> Recommended <input type="checkbox"/>		2024-25 Adopted by the Board of Supervisors 5
		3	4	
43-USE OF MONEY PROPERTY				
43010 - INTEREST-INVESTED FUNDS	0	0	0	0
Total 43 - USE OF MONEY & PROPERTY	0	0	0	0
44-STATE FEDERAL AID				
44054 - ST-OPIOID SETTLEMENT	0	0	0	0
Total 44 - STATE & FEDERAL AID	0	0	0	0
48-TRANSFER				
48000 - TRANSFER-IN	0	0	0	0
Total 48 - TRANSFER	0	0	0	0
Total Revenue	0	0	0	0
52-SERVICES SUPPLIES				
521900 - PROFESSIONAL SVC	0	0	0	0
Total 52 - SERVICES & SUPPLIES	0	0	0	0
58-TRANSFERS				
58000 - TRANSFER-OUT	0	0	0	0
Total 58 - TRANSFERS	0	0	0	0
Total Expenditures and Appropriations	0	0	0	0
Net Cost	0	0	0	0

COORDINATING COUNCIL

State Controller Schedule
County Budget Act

Plumas County
Financing Sources and Uses by Budget Unit by Object
Governmental Funds
Fiscal Year 2024-25

Schedule 9
Page 9.60

Fund: 0001 GENERAL

Budget Unit: 20455 - COORD COUNCIL

Function: 02 - PUBLIC PROTECTION

Activity: 16 - OTHER GENERAL

2024-25

**Adopted by the
Board of
Supervisors**

**Detail by Revenue Category and
Expenditure Object**

**2022-23
Actual
2**

**2023-24
Actual ☒
Estimated ☐
3**

**2024-25
Recommended
4**

48-TRANSFER

48000 - TRANSFER-IN

0

0

0

0

Total 48 - TRANSFER

0

0

0

0

Total Revenue

0

0

0

0

52-SERVICES SUPPLIES

521231 - COMPUTERS<1500.00

0

0

0

0

Total 52 - SERVICES & SUPPLIES

0

0

0

0

58-TRANSFERS

58000 - TRANSFER-OUT

0

0

0

0

Total 58 - TRANSFERS

0

0

0

0

Total Expenditures and Appropriations

0

0

0

0

Net Cost

0

0

0

0

CARES ACT - COVID19

State Controller Schedule
County Budget Act

Plumas County
Financing Sources and Uses by Budget Unit by Object
Governmental Funds
Fiscal Year 2024-25

Schedule 9
Page 9.219

Fund: 0019 CARES ACT - COVID19

Budget Unit: 20002 - AUD - CARES PASS THRU

Function: 01 - GENERAL GOVERNMENT

Activity: 10 - LEGISLATIVE & ADMIN

Detail by Revenue Category and Expenditure Object 1	2022-23 Actual 2	2023-24 Actual <input checked="" type="checkbox"/> Estimated <input type="checkbox"/> Recommended		2024-25 Adopted by the Board of Supervisors 5
		3	4	
43-USE OF MONEY PROPERTY				
43010 - INTEREST-INVESTED FUNDS	1,474	2,032	0	0
43998 - UNREALIZED GAINS/LOSSES	563	0	0	0
Total 43 - USE OF MONEY & PROPERTY	2,037	2,032	0	0
44-STATE FEDERAL AID				
44089 - SB89 COVID19 EMERG HMLESS	0	0	0	0
44143 - ST. AID REALIGN BACKFILL	0	0	0	0
44415 - FEDERAL - OTHER	0	0	0	0
Total 44 - STATE & FEDERAL AID	0	0	0	0
Total Revenue	2,037	2,032	0	0
52-SERVICES SUPPLIES				
521700 - MISC EXPENSES	0	0	0	0
Total 52 - SERVICES & SUPPLIES	0	0	0	0
58-TRANSFERS				
58000 - TRANSFER-OUT	0	0	0	0
Total 58 - TRANSFERS	0	0	0	0
Total Expenditures and Appropriations	0	0	0	0
Net Cost	(2,037)	(2,032)	0	0

Joshua Brechtel, Interim Director

The mission of County Counsel is to provide quality, timely, and sound legal advice, services, and representation in all civil and administrative proceedings to the Board of Supervisors, elected and appointed department heads, County departments, staff, and special districts.

County Counsel is a support organization; the work is client-driven without any independent objectives. County Counsel is dedicated to the principle that thoughtful, credible, and ethical legal services lead to fewer lawsuits, lower liability costs, better services, and better County government. By interpreting the law in a sound and consistent manner, the office enables clients to reach their objectives in accordance with local, State, and federal law, thereby avoiding, to the extent possible, challenge and confusion.

County Counsel provides legal advice and assistance on matters such as: public policies; land use; human/social services; civil actions; risk management and insurance; municipal and public law; tort law; resources law; environmental law; nuisance abatement; and construction, facilities, and real estate law. The attorneys in County Counsel prepare Board reports and recommendations; prepare legal opinions; draft ordinances, resolutions, and proposed legislation; represent the County before the legislature as directed; formulate litigation strategies; oversee legal research and investigations; act as trial counsel in State court, federal court, and administrative proceedings; monitor legal developments; retain and manage outside counsel; and serve as attorneys for the County in all civil actions.

COUNTY COUNSEL

State Controller Schedule
County Budget Act

Plumas County
Financing Sources and Uses by Budget Unit by Object
Governmental Funds
Fiscal Year 2024-25

Schedule 9
Page 9.24

Fund: 0001 GENERAL

Budget Unit: 20080 - COUNTY COUNSEL

Function: 01 - GENERAL GOVERNMENT

Activity: 12 - COUNSEL

Activity: 12 - COUNSEL				2024-25
Detail by Revenue Category and Expenditure Object 1	2022-23 Actual 2	2023-24	2024-25	Adopted by the Board of Supervisors 5
		Actual <input checked="" type="checkbox"/> Estimated <input type="checkbox"/> Recommended		
45-CHARGES FOR SERVICES				
45010 - ASSM-TAX COLLECTOR FEES	0	0	0	0
45390 - SMALL CLAIMS FEES	46	206	100	100
Total 45 - CHARGES FOR SERVICES	46	206	100	100
46-OTHER REVENUE				
46193 - PUBLIC GUARDIAN FEES	0	0	0	0
46194 - Juvenile Dependency Fee	0	0	0	0
46251 - REIMBURSEMENTS/REFUNDS	0	0	0	0
Total 46 - OTHER REVENUE	0	0	0	0
48-TRANSFER				
48000 - TRANSFER-IN	107,003	67,200	0	0
48005 - TRANSFER-IN5	0	0	7,731	7,731
48007 - TSF-IN CRF REIMB	0	0	0	0
Total 48 - TRANSFER	107,003	67,200	7,731	7,731
Total Revenue	107,049	67,406	7,831	7,831
51-SALARIES BENEFITS				
51000 - REGULAR WAGES	437,500	357,071	383,011	506,442
51020 - OTHER WAGES	0	15,743	83,000	83,000
51060 - OVERTIME PAY	0	179	0	0
51070 - UNEMPLOYMENT INSURANCE	507	446	430	430
51080 - RETIREMENT	109,444	106,056	134,399	177,710
51081 - OPEB LIABILITY	9,513	9,660	9,513	9,513
51090 - GROUP INSURANCE	67,193	51,620	63,731	104,181
51100 - FICA/MEDICARE OASDI	32,767	28,381	29,300	38,743
51110 - COMPENSATION INSURANCE	1,948	2,877	2,877	5,236
51120 - CELL PHONE ALLOW	0	270	2,160	0
51128 - BILINGUAL ALLOWANCE	0	0	0	0
51150 - LIFE INSURANCE	726	405	1,136	564
Total 51 - SALARIES & BENEFITS	659,598	572,708	709,557	925,819
52-SERVICES SUPPLIES				
520201 - PHONE - LAND LINE (S)	376	64	1,000	1,000
520202 - CELL PHONE SERVICE	0	0	0	2,160
520204 - INTERNET SEARCH ENGINE	8,178	5,435	5,600	5,600
520210 - POSTAGE/SHIP, MAIL COST	131	48	200	200
520220 - PAPER/PAPER SUPPLIES	0	0	0	0
520221 - ENVELOPES	0	0	0	0
520227 - FOLDERS/FILES/BINDERS	0	0	0	0
520230 - COPY CHARGES	0	8	300	300
520234 - PRINTER SUPPLIES	0	0	100	100
520250 - COPY MACHINE LEASE	241	1,465	5,000	5,000
520419 - COVID PPE & CLEANING COST	0	0	0	0
521600 - MEMBERSHIPS/ANNUAL DUES	5,497	5,441	7,300	7,300
521750 - FITNESS & WELNESS	0	0	0	0

COUNTY COUNSEL

State Controller Schedule
County Budget Act

Plumas County
Financing Sources and Uses by Budget Unit by Object
Governmental Funds
Fiscal Year 2024-25

Schedule 9
Page 9.25

Fund: 0001 GENERAL

Budget Unit: 20080 - COUNTY COUNSEL

Function: 01 - GENERAL GOVERNMENT

Activity: 12 - COUNSEL

2024-25

**Adopted by the
Board of
Supervisors**

**Detail by Revenue Category and
Expenditure Object**
1

**2022-23
Actual**
2

**2023-24
Actual ☒
Estimated ☐**
3

**2024-25
Recommended**
4

52-SERVICES SUPPLIES (continued)

521800 - OFFICE EXPENSE	7,280	8,930	4,200	4,200
521801 - Office Water	0	0	550	550
521900 - PROFESSIONAL SVC	0	8,840	10,000	10,000
523710 - ANNUAL PUB/REF MANUALS	6,420	8,299	8,500	8,500
524600 - LITIGATION COSTS	45	0	2,000	2,000
525000 - OVERHEAD	0	0	0	0
525119 - LIABILITY SELF-FUND INSURANCE	4,077	4,685	4,685	5,841
527000 - TRAINING	0	3,735	5,000	5,000
527040 - SMALL CLAIM ADVSR COSTS	0	0	500	500
527500 - TRAVEL- OUT OF COUNTY	8,035	7,213	8,000	8,000
540412 - SOFTWARE	0	0	3,000	3,000
549500 - COMPUTER HARDWARE	0	2,346	10,000	10,000
Total 52 - SERVICES & SUPPLIES	40,280	56,509	75,935	79,251
Total Expenditures and Appropriations	699,878	629,217	785,492	1,005,070
Net Cost	592,829	561,811	777,661	997,239

State Controller Schedule
County Budget Act

Plumas County
Financing Sources and Uses by Budget Unit by Object
Governmental Funds
Fiscal Year 2024-25

Schedule 9
Page 9.38

Fund: 0001 GENERAL

Budget Unit: 20320 - PUBLIC DEFENDER

Function: 02 - PUBLIC PROTECTION

Activity: 17 - JUDICIAL

2024-25

**Adopted by the
Board of
Supervisors**

Detail by Revenue Category and Expenditure Object 1	2022-23 Actual 2	2023-24 Actual <input checked="" type="checkbox"/> Estimated <input type="checkbox"/> 3	2024-25 Recommended 4	5
45-CHARGES FOR SERVICES				
45050 - LEGAL FEES - P.D. & OTHER	3,536	3,536	0	0
Total 45 - CHARGES FOR SERVICES	3,536	3,536	0	0
48-TRANSFER				
48143 - TSFR-CARES REALIGN BACKFILL	0	0	0	0
48706 - TRN-ST PD 1/2 AB118	0	0	0	0
Total 48 - TRANSFER	0	0	0	0
Total Revenue	3,536	3,536	0	0
51-SALARIES BENEFITS				
51120 - CELL PHONE ALLOW	0	0	0	0
Total 51 - SALARIES & BENEFITS	0	0	0	0
52-SERVICES SUPPLIES				
520419 - COVID PPE & CLEANING COST	0	0	0	0
521000 - WITNESS FEES/COSTS	0	0	0	0
521900 - PROFESSIONAL SVC	250	0	15,000	15,000
524461 - FAMILY SVC COUNSEL	2,680	4,050	11,500	11,500
525000 - OVERHEAD	0	0	0	0
525700 - CONFLICT COUNSEL	6,082	15,020	14,500	14,500
525800 - JUVENILE COUNSEL	0	0	4,000	4,000
525900 - CONSERVATOR COUNSEL	13,800	12,190	24,000	34,000
526100 - INVESTIGATIONS	378	6,688	9,175	9,175
526500 - EVALUATIONS	3,400	10,600	10,000	10,000
526900 - CONTRACTS	329,244	330,430	375,000	375,000
Total 52 - SERVICES & SUPPLIES	355,834	378,978	463,175	473,175
Total Expenditures and Appropriations	355,834	378,978	463,175	473,175
Net Cost	352,298	375,442	463,175	473,175

David Hollister, District Attorney

Mission Statement:

Our mission is to vigorously, fairly and compassionately seek justice each day. As the chief law enforcement officer in Plumas County, I take our mission and daily responsibilities very seriously. By law, the district attorney is the chief law enforcement officer in the county. While a district attorney's duties are not limited to criminal prosecution, California law provides the district attorney's most essential duty is investigating and prosecuting criminal offenses on behalf of the People.

Department Description and Key Issues:

The District Attorney Team

The Plumas County District Attorney's Office meets its Constitutional obligations through the tireless public service of the DA staff. Team members Assistant District Attorneys Graham Archer and Brian Hagen; Front office staff Nicole Romero, Kathy Green and Ian Thompson; Fiscal Officer Sheri Johns; Investigators Jessica Beatley and Shawn Adams; and Alternative Sentencing's Stephanie Tanaka, Sam Rick, and Bree Martin have all consistently performed at the highest of levels. In serving Plumas County, these dedicated workers regularly deal with disturbing subject matter, stressful situations and victims going through the worst day of their lives. Our staff addresses these daily challenges with consistency, fairness, grace and perseverance of which we are all rightly proud.

2023 Filing Statistics, Staffing and Legal Scrutiny

During 2023, the DA's office reviewed approximately 796 investigations, filing criminal charges in approximately 605 cases, not counting juvenile cases or probation violations. We are, and have been for the last year, fully staffed having suffered no losses in staffing since 2022 while maintaining one of the most experienced staffs in Plumas County. For the 13th consecutive year, the Plumas County District Attorney's Office did not have a conviction reversed on appeal (nor were we the subject of any type of lawsuit).

Alternative Sentencing Program

In addition to the traditional prosecution of crime, the DA's office houses and supports the award-winning Alternative Sentencing Program (ASP). ASP exists to assist low-level offenders in the journey of becoming clean and sober, curb drug-related crime, reduce impaired driving, and reunite broken families. ASP is responsible for creating responses to the ever-changing criminal justice system while keeping Plumas County relevant and up to date with programs mandated by State and Federal governments, including administering Plumas County's highly successful Drug Court (Community Justice Court). ASP works with the Courts throughout Plumas County, ancillary service providers, non-profits as well as law enforcement to ensure quality, evidence-based pretrial, re-entry, and reintegration programming is being offered in Plumas County.

Truancy Prevention Team

The DA's office continues to partner with our schools in providing prevention services through the Truancy Prevention Team. The TPT supplements school truancy programs by offering early intervention designed to identify and correct a student's root cause of truancy. Since Assembly Bill 901 went into effect 1/1/2001 significantly removing Probation's role in truancy, the DA's office has increased our attention in both prevention, detection, and prosecution. The DA's office has been able to accomplish these goals despite a lack of county general fund or state grant support.

DA Investigator Shawn Adams has led this response, meeting regularly with school site administrators to identify those students who are truant. Once the student has been identified, a plan is formulated

David Hollister, District Attorney

between Shawn and the school to check on the student's welfare and encourage the student to reintegrate with school staff. To meet this challenge Shawn routinely travels from Portola to Chester visiting students. In addition to making sure Plumas County children receive the education to which they are entitled, our truancy prevention efforts also provide an important safety net for some of the most vulnerable in our community. An excellent example of the importance of this program occurred a few years ago.

During the fall of 2020, Shawn returned to the Indian Valley residence of a 6 year old who was not been seen by her school nor had picked up materials for distance learning. Shawn had previously visited the residence and expressed concern about the health and safety of the three children living there. When Shawn returned he found the six year old student babysitting her 3 and 5 year old brothers. All were in a trailer described by a responding deputy as being in "shambles – the carpet was filthy and covered in food, trash was strewn about the residence." The boys were dressed only in diapers and were restrained with zip ties in car seats and placed in front of a television. The six year old, who had not seen her parents in hours and did not know where they were, was dressed in dirty clothes with her shirt on inside out and backwards, wearing mismatched shoes on the wrong feet and wearing glasses so scratched it was difficult to see out of them. When Shawn first approached the house the six year old had difficulty opening the front door and there was nothing readily available to cut the zip ties and free the boys from their undersized car seats. Upon these observations Shawn contacted and engaged Plumas County deputies and social services workers who all responded and addressed the situation.

Legal Actions Outside of Court

Community Service

Not lost among the many accomplishments of the staff of the district attorney's office is the dedication to serving our community. As an office, we pick up trash, keeping Highway 70 clean through the CalTrans Adopt a Highway; we host the Quincy Community Supper serving a hearty meal of enchiladas, rice, beans and salad for 100+ members of our community; and we also provide educational opportunities allowing local college students to intern in our office to learn about criminal law as well as serving as a mentor for a local high school senior as they prepare a mock trial for their senior project.

Challenges and Solutions for 2024

Of the many challenges faced by the DA's office, the most significant exist close to home. The past eighteen months have been a particularly unstable time for our local government. During this time, the county has lost 1/3 of its appointed department heads (even after raises were provided in May 2022), support from some county departments has been inconsistent, our Sheriff's Office is recovering from lost staff only recently addressed with salary corrections and Board meetings seem to consistently include the CAO announcing a new crisis. To meet these challenges and help improve the service provided by local government, I am suggesting four changes for our Board of Supervisors which can be implemented immediately and will provide the direction forward for our county to provide quality services in a cost-effective manner. These suggestions will also lessen the strain on individual supervisors and transition local government from crisis management to one of stability, consistency, transparency and service.

- Hiring: The hiring of leadership positions (appointed department heads) needs to occur in a fair

David Hollister, District Attorney

and consistent manner to cast as wide a net as possible to bring in the highest quality candidate. Recruitment for these crucial positions should consistently last at least four weeks and be open to any qualified applicant – whether currently a county employee or not. Once a candidate is selected, a thorough background check should occur – above and beyond simply checking for a criminal history. We do not have the luxury, for example, of flying such important positions for one week with the applicant pool limited to county employees.

- **Evaluation:** Leadership positions (appointed department heads) should undergo an annual “360 degree evaluation” where people they work for, with and supervise are interviewed. With the appointments of some department heads without prior experience, such a process is imperative to help grow the best leaders possible. To provide evaluations based simply on how the department head is perceived by the Board of Supervisors has proven itself to be ineffective.
- **Brown Act compliance:** The Brown Act mandates transparency in local government and makes sure our citizens are aware of what work their elected officials are doing on their behalf. Meeting the letter and spirit of the Brown Act must become a priority and goal rather than an obstacle. To the Board’s credit, the first meeting of 2024 ended the Board’s past practice of listing every appointed department head as a closed session evaluation item – a practice seemingly designed to hide which, if any, appointed department head was being evaluated.
- **Ethics Training:** Assembly Bill 1234 (passed in 2005, effective in 2006) requires all local elected officials to undergo two hours of ethics training within 12 months of taking office and every two years thereafter. This training covers important issues such as conflicts of interest, the Brown Act, Public Records Act requests and government transparency and is designed to create an awareness of ethical laws fostering good, transparent governance. The law provides for a county to designate employees to be required to undergo this training and to maintain records of completion of the training (specifically subject to Public Records Act requests) for five years. Given the variety of ethical challenges for the county, whether they be real or perceived, the training requirement of AB 1234 should be met and the Board should designate, at a minimum, all appointed department heads to undergo the training.

From a budgetary perspective, the DA’s office, through this upcoming budget cycle, will seek to solidify the availability of certain support services necessary for us to properly serve the public. During the past thirteen months, the DA’s office has experienced situations where requests for support went unanswered as well support services threatening to put the DA’s office on “pause.” These positions, coupled with other pending criminal cases and personnel actions necessitate the DA’s office undertaking a more direct and unilateral approach in assuring we are receiving necessary support.

There is a great deal of promise and hope for all who live, work and play in Plumas County – it continues to be a spectacular place on many levels. On behalf of the district attorney’s office, it is an honor to serve Plumas County and we are all grateful for the opportunity to provide the highest level of service, in the most cost-effective manner. Thank you, again for your support and efforts. Should you have any questions or comments please do not hesitate to contact me at the DA’s Office.

DISTRICT ATTORNEY

State Controller Schedule
County Budget Act

Plumas County
Financing Sources and Uses by Budget Unit by Object
Governmental Funds
Fiscal Year 2024-25

Schedule 9
Page 9.99

Fund: 0001 0001D DISTRICT ATTORNEY

Budget Unit: 70301 - DISTRICT ATTORNEY

Function: 02 - PUBLIC PROTECTION

Activity: 17 - JUDICIAL

Detail by Revenue Category and Expenditure Object 1	2022-23 Actual 2	2023-24 Actual <input checked="" type="checkbox"/> Estimated <input type="checkbox"/> 3	2024-25 Recommended 4	2024-25 Adopted by the Board of Supervisors 5
40-TAX REVENUE				
40061 - SALES TAX 1/2% PUB SAFETY	161,094	119,646	125,000	125,000
Total 40 - TAX REVENUE	161,094	119,646	125,000	125,000
43-USE OF MONEY PROPERTY				
43010 - INTEREST-INVESTED FUNDS	171	237	0	0
Total 43 - USE OF MONEY & PROPERTY	171	237	0	0
44-STATE FEDERAL AID				
44042 - ST VEH THEFT SEC 9250.14	27,734	27,935	26,000	26,000
44079 - STATE- CORR AB109	0	0	0	0
44393 - ST- SLESF & JUVNL JST	8,637	9,976	7,000	7,000
44393P - SLESF/JUV SLESF	0	0	0	0
44416 - FEDERAL JAG GRANT	0	0	0	0
44416P - FEDERAL JAG GRANT	0	0	0	0
Total 44 - STATE & FEDERAL AID	36,371	37,911	33,000	33,000
45-CHARGES FOR SERVICES				
45028 - RETURN CHECK FEES	0	0	0	0
45083 - COPY/CERT COPY/POSTAGE	598	262	300	300
45084 - CIVIL FEES	0	0	0	0
45420 - TESTING FEES - D.A.-DUI	2,814	3,119	2,500	2,500
Total 45 - CHARGES FOR SERVICES	3,412	3,381	2,800	2,800
46-OTHER REVENUE				
45083 - COPY/CERT COPY/POSTAGE	0	0	0	0
46082 - SALE OF SURPLUS PROP	0	0	0	0
46251 - REIMBURSEMENTS/REFUNDS	218	935	0	0
46611 - REVENUE FROM SETTLEMENTS	0	0	0	0
Total 46 - OTHER REVENUE	218	935	0	0
48-TRANSFER				
47001 - INTERFUND TRANSFER	0	0	0	0
48000 - TRANSFER-IN	13,842	0	0	0
48005 - TRANSFER-IN5	0	0	25,823	25,823
48007 - TSF-IN CRF REIMB	0	0	0	0
48143 - TSFR-CARES REALIGN BACKFILL	0	0	0	0
48211 - CONTRI TRANS FR CO GEN	1,864,591	1,885,774	2,127,829	2,127,829
48705 - TRN-ST DA 1/2 AB118	0	0	0	0
48718 - TRN-PRB/SO/DA COPS JV JST	0	0	0	0
48999 - TRANSFER FROM STR SUPPS	0	0	0	0
49003 - PROCEEDS FROM LEASES	0	0	0	0
Total 48 - TRANSFER	1,878,433	1,885,774	2,153,652	2,153,652
Total Revenue	2,079,699	2,047,884	2,314,452	2,314,452
51-SALARIES BENEFITS				
51000 - REGULAR WAGES	615,034	804,831	876,384	895,958
51020 - OTHER WAGES	2,878	645	10,000	10,000
51060 - OVERTIME PAY	17,503	31,170	0	40,000

DISTRICT ATTORNEY

State Controller Schedule
County Budget Act

Plumas County
Financing Sources and Uses by Budget Unit by Object
Governmental Funds
Fiscal Year 2024-25

Schedule 9
Page 9.100

Fund: 0001 0001D DISTRICT ATTORNEY

Budget Unit: 70301 - DISTRICT ATTORNEY

Function: 02 - PUBLIC PROTECTION

Activity: 17 - JUDICIAL

2024-25

Adopted by the
Board of
Supervisors

Detail by Revenue Category and Expenditure Object 1	2022-23 Actual 2	2023-24 Actual <input checked="" type="checkbox"/> Estimated <input type="checkbox"/> 3	2024-25 Recommended 4	5
51-SALARIES BENEFITS (continued)				
51070 - UNEMPLOYMENT INSURANCE	2,526	1,848	595	595
51080 - RETIREMENT	764,820	793,555	904,469	911,338
51081 - OPEB LIABILITY	22,830	23,183	20,452	20,452
51090 - GROUP INSURANCE	64,203	73,659	173,075	160,935
51100 - FICA/MEDICARE OASDI	46,406	62,158	67,043	68,541
51110 - COMPENSATION INSURANCE	(10,368)	6,889	6,889	9,331
51120 - CELL PHONE ALLOW	3,480	4,430	5,182	5,182
51150 - LIFE INSURANCE	334	334	334	1,240
Total 51 - SALARIES & BENEFITS	1,529,646	1,802,702	2,064,423	2,123,572
52-SERVICES SUPPLIES				
520201 - PHONE - LAND LINE (S)	2,746	2,786	3,300	3,300
520204 - INTERNET SEARCH ENGINE	9,533	7,883	16,000	16,000
520210 - POSTAGE/SHIP, MAIL COST	313	142	400	400
520227 - FOLDERS/FILES/BINDERS	0	0	0	0
520230 - COPY CHARGES	0	0	0	0
520233 - PRINTING SVC/CHRGs	0	0	0	0
520234 - PRINTER SUPPLIES	0	0	0	0
520250 - COPY MACHINE LEASE	2,703	2,679	5,000	5,000
520419 - COVID PPE & CLEANING COST	0	0	0	0
520902 - VEHICLE MAINTENANCE	2,275	1,480	3,500	3,500
521000 - WITNESS FEES/COSTS	0	1,861	2,500	2,500
521102 - FUEL - VEHICLE	2,610	2,218	3,500	3,500
521230 - OFFICE FURNITURE/EQUIP	3,764	4,040	10,000	10,000
521600 - MEMBERSHIPS/ANNUAL DUES	5,322	4,759	6,500	6,500
521750 - FITNESS & WELLNESS	0	0	0	0
521800 - OFFICE EXPENSE	7,564	7,588	8,000	8,000
521801 - Office Water	0	464	1,200	1,200
521900 - PROFESSIONAL SVC	1,191	9,816	40,000	40,000
521908 - COURT REPORTER SVC	48	0	1,000	1,000
521913 - WEB PIX/DESIGN SVC	0	0	0	0
521930 - DUI PROFESSIONAL SVC	4,130	3,640	6,000	6,000
521980 - MEDICAL SERVICE - PROF SV	1,253	800	3,000	3,000
523670 - REF MANUAL/LAW, CODE BOOKS	3,335	3,598	5,000	5,000
524207 - STORAGE SPACE RENT	0	0	7,000	7,000
524400 - SPECIAL DEPARTMENT EXPENSE	2,500	493	2,500	2,500
525000 - OVERHEAD	0	0	0	0
525119 - LIABILITY SELF-FUND INSURANCE	5,673	6,479	6,479	8,020
527400 - TRAVEL- IN COUNTY	0	0	0	0
527500 - TRAVEL- OUT OF COUNTY	3,514	9,577	9,000	9,000
527750 - IN CNTY HOSTING	0	0	150	150
528400 - CONTINGENCIES	0	0	50,000	50,000
529370 - INTEREST EXPENSE LEASE	0	0	0	0

DISTRICT ATTORNEY

State Controller Schedule
County Budget Act

Plumas County
Financing Sources and Uses by Budget Unit by Object
Governmental Funds
Fiscal Year 2024-25

Schedule 9
Page 9.101

Fund: 0001 0001D DISTRICT ATTORNEY

Budget Unit: 70301 - DISTRICT ATTORNEY

Function: 02 - PUBLIC PROTECTION

Activity: 17 - JUDICIAL

Activity: 17 - JUDICIAL

Detail by Revenue Category and Expenditure Object 1	2022-23 Actual 2	2023-24	2024-25 Recommended 4	2024-25
		Actual <input checked="" type="checkbox"/> Estimated <input type="checkbox"/> 3		Adopted by the Board of Supervisors 5
52-SERVICES SUPPLIES (continued)				
52970 - PRINCIPAL LEASE	0	0	0	0
Total 52 - SERVICES & SUPPLIES	58,474	70,303	190,029	191,570
54-FIXED ASSETS				
540412 - SOFTWARE	0	4,033	0	0
541501 - VEHICLE 4X4	0	0	60,000	60,000
543700 - COPY MACHINE	0	0	0	0
549950 - LEASE EXPENDITURE CAP OUTLAY	0	0	0	0
Total 54 - FIXED ASSETS	0	4,033	60,000	60,000
57-TRANSFER OUT				
570000 - TRANSFERS IN/OUT--IT	0	0	0	0
570001 - TSFR - MUNIS SAAS ANN FEE	0	0	0	0
Total 57 - TRANSFER OUT	0	0	0	0
58-TRANSFERS				
58000 - TRANSFER-OUT	0	0	0	0
Total 58 - TRANSFERS	0	0	0	0
Total Expenditures and Appropriations	1,588,120	1,877,038	2,314,452	2,375,142
Net Cost	(491,579)	(170,846)	0	60,690

ALTERNATIVE SENTENCING-SRF

State Controller Schedule
County Budget Act

Plumas County
Financing Sources and Uses by Budget Unit by Object
Governmental Funds
Fiscal Year 2024-25

Schedule 9
Page 9.280

Fund: 0309 DA Alt Sentencing

Budget Unit: 70309 - DA Alt Sentencing-SRF

Function: 02 - PUBLIC PROTECTION

Activity: 17 - JUDICIAL

Detail by Revenue Category and Expenditure Object 1	2022-23 Actual 2	2023-24 Actual <input checked="" type="checkbox"/> Estimated <input type="checkbox"/> 3	2024-25 Recommended 4	2024-25 Adopted by the Board of Supervisors 5
48-TRANSFER				
48001 - TRANSFER-IN1	0	0	12,000	12,000
48079 - TRN-CCPIF AB109	0	0	376,753	376,753
48211 - CONTRI TRANS FR CO GEN	0	0	0	10,527
Total 48 - TRANSFER	0	0	388,753	399,280
Total Revenue	0	0	388,753	399,280
44-STATE FEDERAL AID				
51000 - REGULAR WAGES	0	0	197,362	184,504
51060 - OVERTIME PAY	0	0	0	0
51070 - UNEMPLOYMENT INSURANCE	0	0	251	251
51080 - RETIREMENT	0	0	69,254	64,743
51081 - OPEB LIABILITY	0	0	7,135	7,135
51090 - GROUP INSURANCE	0	0	60,375	52,121
51100 - FICA/MEDICARE OASDI	0	0	15,098	14,115
51110 - COMPENSATION INSURANCE	0	0	1,991	2,383
51120 - CELL PHONE ALLOW	0	0	1,800	1,800
51150 - LIFE INSURANCE	0	0	0	423
Total 44 - STATE & FEDERAL AID	0	0	353,266	327,475
52-SERVICES SUPPLIES				
520201 - PHONE - LAND LINE (S)	0	0	250	250
520204 - INTERNET SEARCH ENGINE	0	0	11,100	11,100
520407 - REFUSE DISPOSAL	0	0	4,000	0
521102 - FUEL - VEHICLE	0	0	300	300
521230 - OFFICE FURNITURE/EQUIP	0	0	5,000	5,000
521800 - OFFICE EXPENSE	0	0	2,000	2,000
521900 - PROFESSIONAL SVC	0	0	5,000	5,000
524000 - RENT - OFFICE/SPACE	0	0	960	960
524200 - RENTS/LEASES STRUCTURES	0	0	15,000	15,000
524207 - STORAGE SPACE RENT	0	0	1,960	1,960
524804 - DRUG TESTING SUPPLIES	0	0	20,000	0
525119 - LIABILITY SELF-FUND INSURANCE	0	0	1,663	2,118
527410 - CLIENT SERVICE EXP	0	0	15,000	15,000
527500 - TRAVEL- OUT OF COUNTY	0	0	10,000	5,000
527802 - ELECTRIC CHARGES	0	0	4,000	4,000
527803 - PROPANE/OTHR HEATING FUEL	0	0	4,000	2,000
527807 - WATER/SEWER CHARGES	0	0	0	0
Total 52 - SERVICES & SUPPLIES	0	0	100,233	69,688
58-TRANSFERS				
58001 - TRANSFER-OUT1	0	0	6,000	6,000
Total 58 - TRANSFERS	0	0	6,000	6,000
Total Expenditures and Appropriations	0	0	459,499	403,163
Net Cost	0	0	70,746	3,883

RE-ENTRY PROGRAM-SRF

State Controller Schedule
County Budget Act

Plumas County
Financing Sources and Uses by Budget Unit by Object
Governmental Funds
Fiscal Year 2024-25

Schedule 9
Page 9.278

Fund: 0308 DA-RE-ENTRY PROGRAM

Budget Unit: 70308 - RE-ENTRY PROGRAM-SRF

Function: 02 - PUBLIC PROTECTION

Activity: 17 - JUDICIAL

Detail by Revenue Category and Expenditure Object 1	2022-23 Actual 2	2023-24 Actual <input checked="" type="checkbox"/> Estimated <input type="checkbox"/> 3		2024-25 Recommended 4	2024-25 Adopted by the Board of Supervisors 5
44-STATE FEDERAL AID					
44027 - STATE GRANT	0	0	0	0	0
Total 44 - STATE & FEDERAL AID	0	0	0	0	0
Total Revenue	0	0	0	0	0
51-SALARIES BENEFITS					
51000 - REGULAR WAGES	0	0	44,200	46,410	
51020 - OTHER WAGES	0	0	20,000	20,000	
51060 - OVERTIME PAY	0	0	0	15,000	
51080 - RETIREMENT	0	0	15,510	16,285	
51081 - OPEB LIABILITY	0	0	0	0	
51090 - GROUP INSURANCE	0	0	2,378	17,717	
51100 - FICA/MEDICARE OASDI	0	0	20,125	3,550	
51110 - COMPENSATION INSURANCE	0	0	3,381	0	
51150 - LIFE INSURANCE	0	0	0	141	
Total 51 - SALARIES & BENEFITS	0	0	105,594	119,103	
52-SERVICES SUPPLIES					
520204 - INTERNET SEARCH ENGINE	0	0	20,000	20,000	
521230 - OFFICE FURNITURE/EQUIP	0	0	10,000	10,000	
521800 - OFFICE EXPENSE	0	0	10,000	10,000	
521900 - PROFESSIONAL SVC	0	0	75,000	75,000	
524220 - BULLET PROOF VESTS	0	0	0	0	
524804 - DRUG TESTING SUPPLIES	0	0	25,000	25,000	
527500 - TRAVEL- OUT OF COUNTY	0	0	25,000	25,000	
Total 52 - SERVICES & SUPPLIES	0	0	165,000	165,000	
58-TRANSFERS					
58000 - TRANSFER-OUT	0	0	0	0	
Total 58 - TRANSFERS	0	0	0	0	
Total Expenditures and Appropriations	0	0	270,594	284,103	
Net Cost	0	0	270,594	284,103	

ENVIRONMENTAL SETTLEMENT

State Controller Schedule
County Budget Act

Plumas County
Financing Sources and Uses by Budget Unit by Object
Governmental Funds
Fiscal Year 2024-25

Schedule 9
Page 9.277

Fund: 00D2 ENVIRONMENTAL SETTLEMENT

Budget Unit: 70312 - DA-ENVIRO SETTLEMENT

Function: 02 - PUBLIC PROTECTION

Activity: 17 - JUDICIAL

Activity: 17 - JUDICIAL

Detail by Revenue Category and Expenditure Object 1	2022-23 Actual 2	2023-24	2024-25 Recommended 4	2024-25 Adopted by the Board of Supervisors 5
		Actual <input checked="" type="checkbox"/> Estimated <input type="checkbox"/> 3		
43-USE OF MONEY PROPERTY				
43010 - INTEREST-INVESTED FUNDS	4,011	9,663	0	0
43998 - UNREALIZED GAINS/LOSSES	237	0	0	0
Total 43 - USE OF MONEY & PROPERTY	4,248	9,663	0	0
46-OTHER REVENUE				
46611 - REVENUE FROM SETTLEMENTS	208,799	200,000	200,000	200,000
Total 46 - OTHER REVENUE	208,799	200,000	200,000	200,000
48-TRANSFER				
48000 - TRANSFER-IN	0	0	0	0
Total 48 - TRANSFER	0	0	0	0
Total Revenue	213,047	209,663	200,000	200,000
52-SERVICES SUPPLIES				
521800 - OFFICE EXPENSE	0	505	5,000	5,000
521900 - PROFESSIONAL SVC	0	0	5,000	5,000
Total 52 - SERVICES & SUPPLIES	0	505	10,000	10,000
Total Expenditures and Appropriations	0	505	10,000	10,000
Net Cost	(213,047)	(209,158)	(190,000)	(190,000)

PUBLIC ADMINISTRATOR

State Controller Schedule
County Budget Act

Plumas County
Financing Sources and Uses by Budget Unit by Object
Governmental Funds
Fiscal Year 2024-25

Schedule 9
Page 9.55

Fund: 0001 GENERAL

Budget Unit: 20432 - PUBLIC ADMINISTRATOR

Function: 02 - PUBLIC PROTECTION

Activity: 21 - OTHER PROTECTION

2024-25

Adopted by the
Board of
Supervisors

Detail by Revenue Category and Expenditure Object 1	2022-23 Actual 2	2023-24 Actual <input checked="" type="checkbox"/> Estimated <input type="checkbox"/> 3	2024-25 Recommended 4	5
43-USE OF MONEY PROPERTY				
43010 - INTEREST-INVESTED FUNDS	0	0	0	0
Total 43 - USE OF MONEY & PROPERTY	0	0	0	0
45-CHARGES FOR SERVICES				
45110 - ESTATE FEES	0	0	0	0
Total 45 - CHARGES FOR SERVICES	0	0	0	0
48-TRANSFER				
48000 - TRANSFER-IN	0	0	0	0
Total 48 - TRANSFER	0	0	0	0
Total Revenue	0	0	0	0
51-SALARIES BENEFITS				
51000 - REGULAR WAGES	28,079	14,826	16,309	16,309
51060 - OVERTIME PAY	0	0	0	0
51070 - UNEMPLOYMENT INSURANCE	38	32	29	29
51080 - RETIREMENT	7,091	3,607	5,723	5,723
51081 - OPEB LIABILITY	952	966	952	952
51090 - GROUP INSURANCE	1,100	840	4,025	863
51100 - FICA/MEDICARE OASDI	2,234	1,209	1,248	1,248
51110 - COMPENSATION INSURANCE	51	908	908	929
51120 - CELL PHONE ALLOW	0	0	120	120
51150 - LIFE INSURANCE	0	0	0	28
Total 51 - SALARIES & BENEFITS	39,545	22,388	29,314	26,201
52-SERVICES SUPPLIES				
520204 - INTERNET SEARCH ENGINE	2,542	4,437	5,000	5,000
521230 - OFFICE FURNITURE/EQUIP	0	0	0	0
521600 - MEMBERSHIPS/ANNUAL DUES	1,075	1,135	1,500	1,500
521800 - OFFICE EXPENSE	0	0	200	200
521900 - PROFESSIONAL SVC	7,987	5,558	20,000	20,000
523670 - REF MANUAL/LAW, CODE BOOKS	87	95	150	150
525000 - OVERHEAD	0	0	0	0
525119 - LIABILITY SELF-FUND INSURANCE	292	337	337	397
527400 - TRAVEL- IN COUNTY	0	0	0	0
527500 - TRAVEL- OUT OF COUNTY	0	3,302	2,500	2,500
Total 52 - SERVICES & SUPPLIES	11,983	14,864	29,687	29,747
Total Expenditures and Appropriations	51,528	37,252	59,001	55,948
Net Cost	51,528	37,252	59,001	55,948

ASSET FORFEITURE

State Controller Schedule
County Budget Act

Plumas County
Financing Sources and Uses by Budget Unit by Object
Governmental Funds
Fiscal Year 2024-25

Schedule 9
Page 9.276

Fund: 00D1 ASSET FORFEITURE

Budget Unit: 70311 - DA-ASSET FORFEITURE

Function: 02 - PUBLIC PROTECTION

Activity: 17 - JUDICIAL

Activity: 17 - JUDICIAL				2024-25
Detail by Revenue Category and Expenditure Object 1	2022-23 Actual 2	2023-24	2024-25	Adopted by the Board of Supervisors 5
		Actual <input checked="" type="checkbox"/> Estimated <input type="checkbox"/> 3		
42-FINES PENALTIES				
42014 - ASSETS FORFEITURE	0	0	0	0
Total 42 - FINES & PENALTIES	0	0	0	0
43-USE OF MONEY PROPERTY				
43010 - INTEREST-INVESTED FUNDS	354	487	0	0
43998 - UNREALIZED GAINS/LOSSES	137	0	0	0
Total 43 - USE OF MONEY & PROPERTY	491	487	0	0
48-TRANSFER				
48000 - TRANSFER-IN	0	0	0	0
Total 48 - TRANSFER	0	0	0	0
Total Revenue	491	487	0	0
51-SALARIES BENEFITS				
51070 - UNEMPLOYMENT INSURANCE	0	0	0	0
51081 - OPEB LIABILITY	0	0	0	0
51110 - COMPENSATION INSURANCE	0	0	0	0
Total 51 - SALARIES & BENEFITS	0	0	0	0
52-SERVICES SUPPLIES				
521230 - OFFICE FURNITURE/EQUIP	0	0	0	0
521800 - OFFICE EXPENSE	0	0	0	0
521900 - PROFESSIONAL SVC	0	0	0	0
521922 - ASST FORFEIT. SVC FNDING	0	0	500	500
525000 - OVERHEAD	0	0	0	0
525119 - LIABILITY SELF-FUND INSURANCE	0	0	0	0
527500 - TRAVEL- OUT OF COUNTY	0	0	0	0
Total 52 - SERVICES & SUPPLIES	0	0	500	500
Total Expenditures and Appropriations	0	0	500	500
Net Cost	(491)	(487)	500	500

ADULT DRUG COURT GRANT

State Controller Schedule
County Budget Act

Plumas County
Financing Sources and Uses by Budget Unit by Object
Governmental Funds
Fiscal Year 2024-25

Schedule 9
Page 9.218

Fund: 0018 DA - ADULT DRUG COURT

Budget Unit: 70318 - DA-ADULT DRUG CRT GRANT

Function: 02 - PUBLIC PROTECTION

Activity: 17 - JUDICIAL

Detail by Revenue Category and Expenditure Object 1	2022-23 Actual 2	2023-24 Actual <input checked="" type="checkbox"/> Estimated <input type="checkbox"/> Recommended <input type="checkbox"/>		2024-25 Adopted by the Board of Supervisors 5
		3	4	
43-USE OF MONEY PROPERTY				
43010 - INTEREST-INVESTED FUNDS	0	0	0	0
43998 - UNREALIZED GAINS/LOSSES	(113)	0	0	0
Total 43 - USE OF MONEY & PROPERTY	(113)	0	0	0
44-STATE FEDERAL AID				
44415 - FEDERAL - OTHER	155,735	55,952	0	0
Total 44 - STATE & FEDERAL AID	155,735	55,952	0	0
48-TRANSFER				
48000 - TRANSFER-IN	0	0	0	0
Total 48 - TRANSFER	0	0	0	0
Total Revenue	155,622	55,952	0	0
51-SALARIES BENEFITS				
51000 - REGULAR WAGES	0	0	0	0
51080 - RETIREMENT	6,614	0	0	0
51090 - GROUP INSURANCE	0	0	0	0
51100 - FICA/MEDICARE OASDI	0	0	0	0
51120 - CELL PHONE ALLOW	0	0	0	0
Total 51 - SALARIES & BENEFITS	6,614	0	0	0
52-SERVICES SUPPLIES				
521800 - OFFICE EXPENSE	2,685	0	0	0
521900 - PROFESSIONAL SVC	150,227	55,952	0	0
527500 - TRAVEL- OUT OF COUNTY	0	0	0	0
Total 52 - SERVICES & SUPPLIES	152,912	55,952	0	0
58-TRANSFERS				
58000 - TRANSFER-OUT	0	0	0	0
Total 58 - TRANSFERS	0	0	0	0
Total Expenditures and Appropriations	159,526	55,952	0	0
Net Cost	3,904	0	0	0

Rob Robinette, Director

The mission of the Environmental Health Department is to preserve the environment and enhance public health through outreach, education, collaborative planning, and sensible applications of environmental health principles, laws, and statutes.

Environmental Health is a State mandated program that provides services into ten core program areas. The amount of time spent in each program area depends on a variety of risk factors as well as the service needs of the community. These programs provide technical support and regulatory compliance for the following:

- Drinking Water Protection – small and medium sized water systems
- Hazardous Materials Management – hazardous materials and fuel storage tanks
- Food Safety – restaurants, markets, and community events
- Liquid Waste Management – septic systems, and community events
- Solid Waste Management – waste transfer sites, landfills, and fire debris clean-up
- Water Quality Assurance – water wells and springs
- Land Use and Development – special uses and land division
- Rabies and Vector Control – animal bite tracking and field investigations
- Recreational Health – commercial swimming and spa pools
- Housing and Institution Safety – housing and correctional facility sanitation

Environmental Health maintains close working relationships with several County departments that include, and are not limited to, Public Health, Animal Control, Planning, Building, and Public Works.

ENVIRONMENTAL HEALTH

State Controller Schedule
County Budget Act

Plumas County
Financing Sources and Uses by Budget Unit by Object
Governmental Funds
Fiscal Year 2024-25

Schedule 9
Page 9.70

Fund: 0001 GENERAL

Budget Unit: 20550 - ENVIRONMENTAL HEALTH

Function: 04 - HEALTH & SANITATION

Activity: 24 - HEALTH

Detail by Revenue Category and Expenditure Object 1	2022-23 Actual 2	2023-24 Actual <input checked="" type="checkbox"/> Estimated <input type="checkbox"/> 3	2024-25 Recommended 4	2024-25 Adopted by the Board of Supervisors 5
43-USE OF MONEY PROPERTY				
43010 - INTEREST-INVESTED FUNDS	0	0	0	0
Total 43 - USE OF MONEY & PROPERTY	0	0	0	0
44-STATE FEDERAL AID				
44027 - STATE GRANT	0	0	0	0
44027P - STATE GRANT	0	0	0	0
44138 - STATE-UST LEAK PREV	0	0	0	0
44138P - STATE-UST LEAK PREV	0	0	0	0
44150P - STATE - APSA GRANT	0	0	0	0
44154 - STATE-LEA GRANT	18,918	15,479	17,199	17,199
44154P - STATE-LEA GRANT	0	0	0	0
44156 - CUPA GRANT	60,000	60,000	60,000	60,000
44157 - SIERRA COUNTY CUPA CONTRA	0	0	0	0
44410 - FED - EPAUCI ENV HLT	0	0	0	0
44410P - FED-EPA/UCI ENV HLT PRIOR	0	0	0	0
Total 44 - STATE & FEDERAL AID	78,918	75,479	77,199	77,199
45-CHARGES FOR SERVICES				
45160 - SANITATION SERVICES	266,210	251,794	220,000	220,000
Total 45 - CHARGES FOR SERVICES	266,210	251,794	220,000	220,000
46-OTHER REVENUE				
46070 - CNTRB FR OTHR AGENCY	0	0	0	0
46082 - SALE OF SURPLUS PROP	0	0	0	0
46251 - REIMBURSEMENTS/REFUNDS	1,694	0	0	0
46253 - REIMB - CO DISASTR RESPON	680	0	0	0
46611 - REVENUE FROM SETTLEMENTS	0	0	0	0
Total 46 - OTHER REVENUE	2,374	0	0	0
48-TRANSFER				
48000 - TRANSFER-IN	214,898	200,000	200,000	200,000
48002 - TRANSFER-IN2	0	0	0	0
48003 - TRANSFER-IN3	15,306	15,306	15,306	15,306
48004 - TRANSFER-IN4	0	0	0	0
48005 - TRANSFER-IN5	0	0	21,289	21,289
48007 - TSF-IN CRF REIMB	0	0	0	0
Total 48 - TRANSFER	230,204	215,306	236,595	236,595
Total Revenue	577,706	542,579	533,794	533,794
51-SALARIES BENEFITS				
51000 - REGULAR WAGES	458,719	455,820	588,270	619,652
51020 - OTHER WAGES	0	0	0	0
51060 - OVERTIME PAY	0	0	0	0
51070 - UNEMPLOYMENT INSURANCE	656	517	460	460
51080 - RETIREMENT	132,731	128,223	206,424	217,436
51081 - OPEB LIABILITY	16,647	16,904	16,647	16,647
51090 - GROUP INSURANCE	81,797	69,569	140,875	155,159

ENVIRONMENTAL HEALTH

State Controller Schedule
County Budget Act

Plumas County
Financing Sources and Uses by Budget Unit by Object
Governmental Funds
Fiscal Year 2024-25

Schedule 9
Page 9.71

Fund: 0001 GENERAL

Budget Unit: 20550 - ENVIRONMENTAL HEALTH

Function: 04 - HEALTH & SANITATION

Activity: 24 - HEALTH

2024-25

**Adopted by the
Board of
Supervisors**

**Detail by Revenue Category and
Expenditure Object**

**2022-23
Actual
2**

**2023-24
Actual ☒
Estimated ☐ Recommended
3**

**2024-25
Recommended
4**

51-SALARIES BENEFITS (continued)

51100 - FICA/MEDICARE OASDI	35,064	35,132	45,003	47,403
51110 - COMPENSATION INSURANCE	774	2,761	2,761	4,897
51120 - CELL PHONE ALLOW	0	0	960	960
51150 - LIFE INSURANCE	0	0	334	986
Total 51 - SALARIES & BENEFITS	726,388	708,926	1,001,734	1,063,600

52-SERVICES SUPPLIES

520201 - PHONE - LAND LINE (S)	516	313	600	600
520202 - CELL PHONE SERVICE	0	0	2,900	2,900
520210 - POSTAGE/SHIP, MAIL COST	2,702	705	4,000	4,000
520220 - PAPER/PAPER SUPPLIES	0	0	0	0
520221 - ENVELOPES	0	0	0	0
520227 - FOLDERS/FILES/BINDERS	0	0	0	0
520234 - PRINTER SUPPLIES	0	0	0	0
520250 - COPY MACHINE LEASE	2,842	1,980	3,300	3,300
520419 - COVID PPE & CLEANING COST	0	0	0	0
520850 - LAB/MED/FIELD EQUIP	546	1,121	1,000	1,000
520902 - VEHICLE MAINTENANCE	4,158	1,036	7,000	7,000
521600 - MEMBERSHIPS/ANNUAL DUES	927	933	1,000	1,000
521800 - OFFICE EXPENSE	1,049	897	3,000	3,000
521801 - Office Water	0	0	0	0
521846 - LABELS	0	0	0	0
521847 - BACK UP MEDIA/COMP	0	0	0	0
521900 - PROFESSIONAL SVC	58,624	12,181	11,800	11,800
521986 - SECURITY	5,506	5,922	9,928	9,928
523670 - REF MANUAL/LAW, CODE BOOKS	0	0	0	0
523700 - PUBLICATIONS-LEGAL NOTICE	0	0	100	100
524400 - SPECIAL DEPARTMENT EXPENSE	1,948	(243)	2,000	2,000
524870 - TEST -EMPLEE MED/IMMUN	0	0	0	0
524876 - TEST-NON EMPLEE ENV HLH	0	0	0	0
525000 - OVERHEAD	0	0	0	0
525119 - LIABILITY SELF-FUND INSURANCE	4,977	5,374	5,374	6,199
527400 - TRAVEL- IN COUNTY	4,017	4,184	7,000	7,000
527500 - TRAVEL- OUT OF COUNTY	2,193	6,160	7,500	7,500
529851 - COMPUTER HARDWARE/SUPPL	415	0	4,800	4,800
Total 52 - SERVICES & SUPPLIES	90,420	40,563	71,302	72,127

54-FIXED ASSETS

541500 - VEHICLE	0	0	0	0
Total 54 - FIXED ASSETS	0	0	0	0
Total Expenditures and Appropriations	816,808	749,489	1,073,036	1,135,727
Net Cost	239,102	206,910	539,242	601,933

Nick Collin, Director

It is the mission of the Department of Facility Services & Airports to provide quality and reliable services in an efficient, professional, and courteous manner while striving to create and maintain a clean, safe, and comfortable environment for Plumas County employees and the public.

The Department of Facility Services & Airports maintains building infrastructure and integrity as well as the grounds for 22 Plumas County facilities, three airports, three baseball fields, two county parks, and one campground. Additional responsibilities include:

- Prompt response to the department's online service request platform for the betterment of the work environment of county employees and the public.
- Maintaining the county's HVAC systems via remote access and on-site service to include over 250 units in 22 buildings. Maintaining and operating the biomass boiler unit at the Courthouse Annex from December through April annually.
- Overseeing service and repair of county pool cars and providing a safe and clean vehicle for use to county employees traveling in and out of Plumas County.
- Managing and maintaining the scheduling of three Veterans Memorial Halls and one recreation center for official county use as well as private use by the public. Fees are collected for private use to help support the General Fund expenditures for maintenance and utility costs.
- Daily inspection of refueling services, runway/taxiway and lighting infrastructure at the county's three airports to ensure their functionality and to maintain the highest standard of safety for incoming and outgoing air traffic.
- Upon approval from the Board of Supervisors, administers and implements all capital improvement projects to the county facilities and properties listed above.
- Provides snow and ice removal from facility walkways, steps, ramps, and parking lots as needed.

FACILITY SERVICES

State Controller Schedule
County Budget Act

Plumas County
Financing Sources and Uses by Budget Unit by Object
Governmental Funds
Fiscal Year 2024-25

Schedule 9
Page 9.28

Fund: 0001 GENERAL

Budget Unit: 20120 - FACILITY SERVICES

Function: 01 - GENERAL GOVERNMENT

Activity: 14 - PROPERTY MANAGEMENT

2024-25

**Adopted by the
Board of
Supervisors**

Detail by Revenue Category and Expenditure Object 1	2022-23 Actual 2	2023-24 Actual <input checked="" type="checkbox"/> Estimated <input type="checkbox"/> 3	2024-25 Recommended 4	5
43-USE OF MONEY PROPERTY				
43000 - INTEREST INCOME LEASE	0	0	0	0
43010 - INTEREST-INVESTED FUNDS	330	446	250	250
43020 - RENTS & CONCESSIONS	0	0	0	0
43022 - RENTS & CONC.-GREENVILLE	28,850	0	0	0
43026 - RENTS & CONC.-COURTHOUSE	10,723	9,199	7,500	7,500
43700 - LEASE REVENUE	0	0	0	0
Total 43 - USE OF MONEY & PROPERTY	39,903	9,645	7,750	7,750
44-STATE FEDERAL AID				
44034 - STATE-OHV TRAIL GRANT	454,817	668,444	670,000	0
44231 - CFP--COURTS REIMB	0	0	0	0
44408 - FEDERAL STIMULUS (ARRA)	0	0	0	0
44408P - FEDERAL STIMULUS	0	0	0	0
Total 44 - STATE & FEDERAL AID	454,817	668,444	670,000	0
45-CHARGES FOR SERVICES				
45138 - RESTITUTION	0	0	0	0
45200 - OTHR SVC OR SVC TO CRTS	0	0	0	0
Total 45 - CHARGES FOR SERVICES	0	0	0	0
46-OTHER REVENUE				
46251 - REIMBURSEMENTS/REFUNDS	31,568	31,384	6,000	6,000
46500 - CONTRIBS. FROM PUBLIC	0	0	0	0
46611 - REVENUE FROM SETTLEMENTS	0	0	0	0
Total 46 - OTHER REVENUE	31,568	31,384	6,000	6,000
48-TRANSFER				
48000 - TRANSFER-IN	24,730	6,441	302,000	302,000
48005 - TRANSFER-IN5	0	0	36,777	36,777
48007 - TSF-IN CRF REIMB	0	0	0	0
48021 - TRF IN - ARPA FUNDS	0	0	0	0
48100 - TRF IN DIASTER	0	0	0	0
48998 - USE OF CAPITAL IMPR FUNDS	0	0	0	0
48999 - TRANSFER FROM STR SUPPS	0	0	0	0
49003 - PROCEEDS FROM LEASES	0	0	0	0
Total 48 - TRANSFER	24,730	6,441	338,777	338,777
Total Revenue	551,018	715,914	1,022,527	352,527
51-SALARIES BENEFITS				
51000 - REGULAR WAGES	430,051	447,214	498,796	471,685
51020 - OTHER WAGES	24,074	28,420	50,000	50,000
51060 - OVERTIME PAY	2,384	2,857	0	50,000
51070 - UNEMPLOYMENT INSURANCE	1,251	831	769	769
51080 - RETIREMENT	112,860	112,109	175,028	165,541
51081 - OPEB LIABILITY	18,621	18,909	18,621	18,621
51090 - GROUP INSURANCE	105,383	89,766	177,528	200,999
51100 - FICA/MEDICARE OASDI	34,832	36,908	38,158	36,084

FACILITY SERVICES

State Controller Schedule
County Budget Act

Plumas County
Financing Sources and Uses by Budget Unit by Object
Governmental Funds
Fiscal Year 2024-25

Schedule 9
Page 9.29

Fund: 0001 GENERAL

Budget Unit: 20120 - FACILITY SERVICES

Function: 01 - GENERAL GOVERNMENT

Activity: 14 - PROPERTY MANAGEMENT

2024-25

Adopted by the
Board of
Supervisors

Detail by Revenue Category and Expenditure Object 1	2022-23 Actual 2	2023-24 Actual <input checked="" type="checkbox"/> Estimated <input type="checkbox"/> 3	2024-25 Recommended 4	5
51-SALARIES BENEFITS (continued)				
51110 - COMPENSATION INSURANCE	64,596	56,048	56,048	71,162
51120 - CELL PHONE ALLOW	4,415	4,000	4,440	4,440
51121 - BOOT ALLOWANCE	1,800	1,800	1,800	1,800
51150 - LIFE INSURANCE	278	103	278	1,103
Total 51 - SALARIES & BENEFITS	800,545	798,965	1,021,466	1,072,204
52-SERVICES SUPPLIES				
520100 - CLOTHING-EMPLOYEE	1,056	1,542	1,300	1,300
520104 - SHIRTS/T'S/SWEATS	0	0	0	0
520105 - APPAREL-INCLEMENT WEATHER	0	0	0	0
520106 - GLOVES & SAFETY GLASSES	0	0	0	0
520201 - PHONE - LAND LINE (S)	8,510	9,243	10,500	10,500
520210 - POSTAGE/SHIP, MAIL COST	246	187	300	300
520220 - PAPER/PAPER SUPPLIES	0	0	0	0
520221 - ENVELOPES	0	0	0	0
520225 - PO BOX RENT/ANNUAL FEES	0	0	0	0
520226 - TONER/COPY MACH SUPPL	0	0	0	0
520227 - FOLDERS/FILES/BINDERS	0	0	0	0
520230 - COPY CHARGES	0	0	0	0
520250 - COPY MACHINE LEASE	1,941	1,724	3,000	3,000
520402 - CLEANING SUPPLIES	15,000	19,000	22,000	22,000
520404 - CUSTODIAL SERVICE	202,633	234,801	241,476	241,476
520406 - PEST CONTROL	1,475	2,725	3,000	3,000
520407 - REFUSE DISPOSAL	28,047	28,065	31,350	31,350
520410 - SOFTWARE LICENSE	7,060	7,472	7,850	1,400
520419 - COVID PPE & CLEANING COST	0	0	0	0
520902 - VEHICLE MAINTENANCE	9,764	12,700	12,000	12,000
520903 - COOL/HEAT MAINT CONTRCT	0	553	8,000	8,000
520905 - GENERATOR MAIN CONTRCT	11,689	15,643	17,000	17,000
520906 - ELEVATOR MAINT CONTRCT	19,490	23,340	27,000	27,000
520940 - SAFETY EQUIPMENT/EXPENSES	357	730	750	0
521230 - OFFICE FURNITURE/EQUIP	0	172	350	350
521300 - MAINT. BUILDINGS & GROUND	110,741	111,131	135,000	135,000
521302 - FIRE EXTINGUISHER SVC	1,806	2,479	3,000	3,000
521307 - HEATING/COOLING SYS SVC	5,000	5,000	7,000	7,000
521310 - BIOMASS OPERATION	25,917	45,329	30,000	30,000
521334 - OHV TRAIL GRANT	528,402	627,960	670,000	0
521400 - ANNEX INS REPAIRS	19,026	0	4,537	0
521600 - MEMBERSHIPS/ANNUAL DUES	0	0	150	150
521703 - TRAINING MATERIAL/MANUAL	0	0	0	0
521750 - FITNESS & WELLNESS	0	0	0	0
521800 - OFFICE EXPENSE	881	760	1,200	1,200
521801 - Office Water	0	0	750	750

FACILITY SERVICES

State Controller Schedule
County Budget Act

Plumas County
Financing Sources and Uses by Budget Unit by Object
Governmental Funds
Fiscal Year 2024-25

Schedule 9
Page 9.30

Fund: 0001 GENERAL

Budget Unit: 20120 - FACILITY SERVICES

Function: 01 - GENERAL GOVERNMENT

Activity: 14 - PROPERTY MANAGEMENT

2024-25

Adopted by the
Board of
Supervisors

Detail by Revenue Category and Expenditure Object 1	2022-23 Actual 2	2023-24 Actual <input checked="" type="checkbox"/> Estimated <input type="checkbox"/> 3	2024-25 Recommended 4	5
52-SERVICES SUPPLIES (continued)				
521900 - PROFESSIONAL SVC	16,550	18,225	20,000	20,000
521903 - SECURITY SYSTEM SVC	5,352	5,091	5,650	5,650
523703 - NEWSPAPER ADS	0	258	400	400
523710 - ANNUAL PUB/REF MANUALS	0	0	0	0
524300 - SMALL TOOLS/INSTRUMENTS	783	1,744	2,400	2,400
524306 - YARD/LAWN MINOR EQUIP	2,914	3,000	3,000	3,000
524307 - YARD/LAWN EQUIP MAINT	2,432	2,500	3,500	3,500
524400 - SPECIAL DEPARTMENT EXPENSE	0	0	1,000,000	1,000,000
524870 - TEST -EMPLEE MED/IMMUN	0	0	0	0
525000 - OVERHEAD	0	0	0	0
525119 - LIABILITY SELF-FUND INSURANCE	117,194	168,876	168,876	200,208
527400 - TRAVEL- IN COUNTY	28,625	25,262	30,000	30,000
527500 - TRAVEL- OUT OF COUNTY	0	0	1,000	1,000
527800 - UTILITIES	127,778	0	0	0
527802 - ELECTRIC CHARGES	297,561	356,370	420,000	420,000
527803 - PROPANE/OTHR HEATING FUEL	28,858	19,322	30,000	30,000
527804 - HEATING FUEL/OIL	58,352	59,545	70,000	70,000
527807 - WATER/SEWER CHARGES	49,749	49,426	56,135	56,135
529350 - INTEREST ON LOAN	0	0	0	0
529370 - INTEREST EXPENSE LEASE	0	0	0	0
529550 - LOAN REPAYMENT	0	0	0	0
52970 - PRINCIPAL LEASE	0	0	0	0
Total 52 - SERVICES & SUPPLIES	1,735,189	1,860,175	3,048,474	2,398,069
53-OTHER CHARGES				
532000 - CONTRIB TO OTHER AGENCY	0	0	0	0
533800 - CONTRIB LAW LIBRARY	8,400	9,240	9,240	9,240
Total 53 - OTHER CHARGES	8,400	9,240	9,240	9,240
54-FIXED ASSETS				
540110 - CAPITAL IMPROVEMENTS	38,350	224,048	622,293	622,293
540111 - CAPITAL IMPROVEMENT	0	0	0	0
540190 - CAP IMP HLTH & HMN SVC	0	0	0	0
540191 - CAP IMPROV BIO MASS	0	0	0	0
540412 - SOFTWARE	0	0	0	0
540800 - CAPITAL ENERGY PROJECT	0	0	0	0
541500 - VEHICLE	0	0	75,000	75,000
542101 - ADA CAPITAL PROJECT	0	0	0	0
544630 - EQUIPMENT REPLACEMENT	0	0	25,000	25,000
544922 - CTHS SKLGT,HIP ROOF	0	0	0	0
544924 - PERMIT CENTER RAIL	0	0	0	0
544925 - PERMIT CENTER ROOF	0	0	0	0
544926 - PORTOLA MEM HALL ROOF	0	0	0	0
544927 - MUSEUM ROOF PROJ	0	0	0	0

Fund: 0001 GENERAL

Budget Unit: 20120 - FACILITY SERVICES

Function: 01 - GENERAL GOVERNMENT

Activity: 14 - PROPERTY MANAGEMENT

Detail by Revenue Category and Expenditure Object 1	2022-23 Actual 2	2023-24		2024-25 Recommended 4	2024-25 Adopted by the Board of Supervisors 5
		Actual <input checked="" type="checkbox"/>	Estimated <input type="checkbox"/>		
54-FIXED ASSETS (continued)					
549950 - LEASE EXPENDITURE CAP OUTLAY	0	0		0	0
Total 54 - FIXED ASSETS	38,350	224,048		722,293	722,293
Total Expenditures and Appropriations	2,582,484	2,892,428		4,801,473	4,201,806
Net Cost	2,031,466	2,176,514		3,778,946	3,849,279

COUNTY PARKS

State Controller Schedule
County Budget Act

Plumas County
Financing Sources and Uses by Budget Unit by Object
Governmental Funds
Fiscal Year 2024-25

Schedule 9
Page 9.87

Fund: 0001 GENERAL

Budget Unit: 20756 - COUNTY PARKS

Function: 07 - RECREATION & CULTURAL SERVICES

Activity: 37 - RECREATION FACILITIES

Detail by Revenue Category and Expenditure Object 1	2022-23 Actual 2	2023-24 Actual <input checked="" type="checkbox"/> Estimated <input type="checkbox"/> 3	2024-25 Recommended 4	2024-25 Adopted by the Board of Supervisors 5
45-CHARGES FOR SERVICES				
45078 - CAMPING FEES	10,750	13,325	16,500	16,500
45138 - RESTITUTION	350	0	200	200
45230 - PARK & RECREATION FEES	1,898	3,769	3,500	3,500
Total 45 - CHARGES FOR SERVICES	12,998	17,094	20,200	20,200
46-OTHER REVENUE				
46070 - CNTRB FR OTHR AGENCY	0	0	0	0
46251 - REIMBURSEMENTS/REFUNDS	0	0	0	0
46607 - OTHER MISCELLANEOUS	60,027	54,886	204,967	204,967
Total 46 - OTHER REVENUE	60,027	54,886	204,967	204,967
48-TRANSFER				
48000 - TRANSFER-IN	0	0	0	0
Total 48 - TRANSFER	0	0	0	0
Total Revenue	73,025	71,980	225,167	225,167
51-SALARIES BENEFITS				
51000 - REGULAR WAGES	27,837	37,555	42,786	42,786
51020 - OTHER WAGES	10,490	11,774	12,400	12,400
51060 - OVERTIME PAY	88	0	2,000	2,000
51070 - UNEMPLOYMENT INSURANCE	1,885	1,304	990	990
51080 - RETIREMENT	8,985	8,821	15,013	15,013
51081 - OPEB LIABILITY	2,378	2,415	2,378	2,378
51090 - GROUP INSURANCE	5,991	0	20,125	30,087
51100 - FICA/MEDICARE OASDI	3,233	3,942	3,273	3,273
51110 - COMPENSATION INSURANCE	(8)	1,197	1,197	603
51120 - CELL PHONE ALLOW	538	904	900	900
51121 - BOOT ALLOWANCE	300	300	300	300
51150 - LIFE INSURANCE	0	0	0	141
Total 51 - SALARIES & BENEFITS	61,717	68,212	101,362	110,871
52-SERVICES SUPPLIES				
520404 - CUSTODIAL SERVICE	6,155	6,615	6,780	6,780
520407 - REFUSE DISPOSAL	4,892	5,433	6,500	6,500
521300 - MAINT. BUILDINGS & GROUND	4,471	5,819	7,500	7,500
521900 - PROFESSIONAL SVC	2,489	2,007	2,600	2,600
521902 - PROFESSIONAL SVC - GRANT	33,456	72,802	78,378	78,378
524200 - RENTS/LEASES STRUCTURES	16,800	16,800	16,800	16,800
524307 - YARD/LAWN EQUIP MAINT	0	300	300	300
525000 - OVERHEAD	0	0	0	0
525119 - LIABILITY SELF-FUND INSURANCE	513	561	561	630
527400 - TRAVEL- IN COUNTY	0	0	300	300
527802 - ELECTRIC CHARGES	13,816	15,138	16,000	16,000
527804 - HEATING FUEL/OIL	578	432	700	700
527807 - WATER/SEWER CHARGES	7,614	8,460	8,960	8,960
Total 52 - SERVICES & SUPPLIES	90,784	134,367	145,379	145,448

Fund: 0001 GENERAL

Budget Unit: 20756 - COUNTY PARKS

Function: 07 - RECREATION & CULTURAL SERVICES

Activity: 37 - RECREATION FACILITIES

2024-25

Detail by Revenue Category and Expenditure Object 1	2022-23 Actual 2	2023-24		2024-25 Recommended 4	Adopted by the Board of Supervisors 5
		Actual <input type="checkbox"/>	Estimated <input type="checkbox"/>		
Total Expenditures and Appropriations	152,501	202,579		246,741	256,319
Net Cost	79,476	130,599		21,574	31,152

PORTOLA MEMORIAL HALL

State Controller Schedule
County Budget Act

Plumas County
Financing Sources and Uses by Budget Unit by Object
Governmental Funds
Fiscal Year 2024-25

Schedule 9
Page 9.93

Fund: 0001 GENERAL

Budget Unit: 20810 - PORTOLA MEMORIAL HALL

Function: 07 - RECREATION & CULTURAL SERVICES

Activity: 35 - MEMORIAL BUILDINGS

2024-25

Adopted by the
Board of
Supervisors

Detail by Revenue Category and Expenditure Object 1	2022-23 Actual 2	2023-24 Actual <input checked="" type="checkbox"/> Estimated <input type="checkbox"/> 3	2024-25 Recommended 4	5
43-USE OF MONEY PROPERTY				
43023 - RENTS & CONC.-PORTOLA	3,555	2,455	2,500	2,500
Total 43 - USE OF MONEY & PROPERTY	3,555	2,455	2,500	2,500
46-OTHER REVENUE				
46251 - REIMBURSEMENTS/REFUNDS	0	0	0	0
Total 46 - OTHER REVENUE	0	0	0	0
Total Revenue	3,555	2,455	2,500	2,500
51-SALARIES BENEFITS				
51020 - OTHER WAGES	510	0	0	0
51060 - OVERTIME PAY	0	0	0	0
51070 - UNEMPLOYMENT INSURANCE	8	7	6	6
51080 - RETIREMENT	42	0	0	0
51090 - GROUP INSURANCE	0	0	0	0
51100 - FICA/MEDICARE OASDI	39	0	0	0
51110 - COMPENSATION INSURANCE	16	39	39	52
Total 51 - SALARIES & BENEFITS	615	46	45	58
52-SERVICES SUPPLIES				
520404 - CUSTODIAL SERVICE	5,500	7,800	9,600	9,600
520405 - LAUNDRY/DRY CLEAN SVC	0	0	0	0
520407 - REFUSE DISPOSAL	1,352	1,872	2,300	2,300
521300 - MAINT. BUILDINGS & GROUND	3,962	1,377	3,000	3,000
521302 - FIRE EXTINGUISHER SVC	295	332	500	500
521900 - PROFESSIONAL SVC	2,333	3,600	3,600	3,600
525000 - OVERHEAD	0	0	0	0
525119 - LIABILITY SELF-FUND INSURANCE	75,556	75	75	80
527802 - ELECTRIC CHARGES	12,650	18,592	19,000	19,000
527803 - PROPANE/OTHR HEATING FUEL	12,060	13,924	16,750	16,750
527804 - HEATING FUEL/OIL	0	0	0	0
527807 - WATER/SEWER CHARGES	4,398	4,370	4,840	4,840
Total 52 - SERVICES & SUPPLIES	118,106	51,942	59,665	59,670
54-FIXED ASSETS				
540110 - CAPITAL IMPROVEMENTS	0	0	0	0
Total 54 - FIXED ASSETS	0	0	0	0
Total Expenditures and Appropriations	118,721	51,988	59,710	59,728
Net Cost	115,166	49,533	57,210	57,228

QUINCY MEMORIAL HALL

State Controller Schedule
County Budget Act

Plumas County
Financing Sources and Uses by Budget Unit by Object
Governmental Funds
Fiscal Year 2024-25

Schedule 9
Page 9.94

Fund: 0001 GENERAL

Budget Unit: 20820 - QUINCY MEMORIAL HALL

Function: 07 - RECREATION & CULTURAL SERVICES

Activity: 35 - MEMORIAL BUILDINGS

2024-25

Adopted by the
Board of
Supervisors

Detail by Revenue Category and Expenditure Object 1	2022-23 Actual 2	2023-24 Actual <input checked="" type="checkbox"/> Estimated <input type="checkbox"/> 3	2024-25 Recommended 4	5
43-USE OF MONEY PROPERTY				
43024 - RENTS & CONC.-QUINCY	3,975	3,885	3,000	3,000
Total 43 - USE OF MONEY & PROPERTY	3,975	3,885	3,000	3,000
Total Revenue	3,975	3,885	3,000	3,000
51-SALARIES BENEFITS				
51020 - OTHER WAGES	0	0	0	0
51070 - UNEMPLOYMENT INSURANCE	0	0	0	0
51100 - FICA/MEDICARE OASDI	0	0	0	0
51110 - COMPENSATION INSURANCE	(33)	26	26	4
Total 51 - SALARIES & BENEFITS	(33)	26	26	4
52-SERVICES SUPPLIES				
520404 - CUSTODIAL SERVICE	10,159	10,159	10,388	10,388
520407 - REFUSE DISPOSAL	2,261	2,285	2,800	2,800
521300 - MAINT. BUILDINGS & GROUND	100	0	600	600
521302 - FIRE EXTINGUISHER SVC	161	360	500	500
525000 - OVERHEAD	0	0	0	0
525119 - LIABILITY SELF-FUND INSURANCE	0	0	0	0
527802 - ELECTRIC CHARGES	13,500	17,304	16,850	16,850
527803 - PROPANE/OTHR HEATING FUEL	8,098	8,337	10,500	10,500
527807 - WATER/SEWER CHARGES	1,665	2,706	2,800	2,800
Total 52 - SERVICES & SUPPLIES	35,944	41,151	44,438	44,438
54-FIXED ASSETS				
544630 - EQUIPMENT REPLACEMENT	0	0	0	0
Total 54 - FIXED ASSETS	0	0	0	0
Total Expenditures and Appropriations	35,911	41,177	44,464	44,442
Net Cost	31,936	37,292	41,464	41,442

CHESTER MEMORIAL HALL

State Controller Schedule
County Budget Act

Plumas County
Financing Sources and Uses by Budget Unit by Object
Governmental Funds
Fiscal Year 2024-25

Schedule 9
Page 9.91

Fund: 0001 GENERAL

Budget Unit: 20790 - CHESTER MEMORIAL HALL

Function: 07 - RECREATION & CULTURAL SERVICES

Activity: 35 - MEMORIAL BUILDINGS

Activity: 35 - MEMORIAL BUILDINGS				2024-25
Detail by Revenue Category and Expenditure Object 1	2022-23 Actual 2	2023-24	2024-25	Adopted by the Board of Supervisors 5
		Actual <input checked="" type="checkbox"/> Estimated <input type="checkbox"/> Recommended		
43-USE OF MONEY PROPERTY				
43021 - RENTS & CONC.-CHESTER	4,715	4,679	4,000	4,000
Total 43 - USE OF MONEY & PROPERTY	4,715	4,679	4,000	4,000
Total Revenue	4,715	4,679	4,000	4,000
52-SERVICES SUPPLIES				
520404 - CUSTODIAL SERVICE	4,037	4,260	4,635	4,635
520407 - REFUSE DISPOSAL	2,378	2,535	2,700	2,700
521300 - MAINT. BUILDINGS & GROUND	3,114	5,720	5,000	5,000
521302 - FIRE EXTINGUISHER SVC	373	208	500	500
525000 - OVERHEAD	0	0	0	0
527802 - ELECTRIC CHARGES	5,395	5,639	7,500	7,500
527803 - PROPANE/OTHR HEATING FUEL	6,500	7,033	10,000	10,000
527807 - WATER/SEWER CHARGES	787	1,186	1,300	1,300
Total 52 - SERVICES & SUPPLIES	22,584	26,581	31,635	31,635
Total Expenditures and Appropriations	22,584	26,581	31,635	31,635
Net Cost	17,869	21,902	27,635	27,635

ALMANOR RECREATION-GENERAL FUNDED

State Controller Schedule
County Budget Act

Plumas County
Financing Sources and Uses by Budget Unit by Object
Governmental Funds
Fiscal Year 2024-25

Schedule 9
Page 9.97

Fund: 0001 GENERAL

Budget Unit: 20840 - ALMANOR REC-GEN FUNDED

Function: 07 - RECREATION & CULTURAL SERVICES

Activity: 37 - RECREATION FACILITIES

2024-25

Adopted by the
Board of
Supervisors

Detail by Revenue Category and Expenditure Object 1	2022-23 Actual 2	2023-24 Actual <input checked="" type="checkbox"/> Estimated <input type="checkbox"/> 3	2024-25 Recommended 4	5
43-USE OF MONEY PROPERTY				
43020 - RENTS & CONCESSIONS	6,538	5,285	5,500	5,500
Total 43 - USE OF MONEY & PROPERTY	6,538	5,285	5,500	5,500
Total Revenue	6,538	5,285	5,500	5,500
52-SERVICES SUPPLIES				
520404 - CUSTODIAL SERVICE	4,176	4,335	4,650	4,650
520407 - REFUSE DISPOSAL	1,772	1,891	2,000	2,000
521300 - MAINT. BUILDINGS & GROUND	3,000	3,604	4,000	4,000
521302 - FIRE EXTINGUISHER SVC	0	58	100	100
525000 - OVERHEAD	0	0	0	0
527802 - ELECTRIC CHARGES	3,459	3,288	3,700	3,700
527803 - PROPANE/OTHR HEATING FUEL	4,705	3,855	5,000	5,000
527807 - WATER/SEWER CHARGES	1,028	1,155	1,500	1,500
Total 52 - SERVICES & SUPPLIES	18,140	18,186	20,950	20,950
Total Expenditures and Appropriations	18,140	18,186	20,950	20,950
Net Cost	11,602	12,901	15,450	15,450

GREENVILLE TOWNHALL

State Controller Schedule
County Budget Act

Plumas County
Financing Sources and Uses by Budget Unit by Object
Governmental Funds
Fiscal Year 2024-25

Schedule 9
Page 9.92

Fund: 0001 GENERAL

Budget Unit: 20800 - GREENVILLE TOWNHALL

Function: 07 - RECREATION & CULTURAL SERVICES

Activity: 35 - MEMORIAL BUILDINGS

2024-25

Adopted by the
Board of
Supervisors

Detail by Revenue Category and Expenditure Object 1	2022-23 Actual 2	2023-24 Actual <input checked="" type="checkbox"/> Estimated <input type="checkbox"/> 3	2024-25 Recommended 4	5
43-USE OF MONEY PROPERTY				
43022 - RENTS & CONC.-GREENVILLE	0	0	0	0
Total 43 - USE OF MONEY & PROPERTY	0	0	0	0
Total Revenue	0	0	0	0
51-SALARIES BENEFITS				
51020 - OTHER WAGES	0	0	0	0
51070 - UNEMPLOYMENT INSURANCE	5	34	110	110
51080 - RETIREMENT	0	0	0	0
51100 - FICA/MEDICARE OASDI	0	0	0	0
51110 - COMPENSATION INSURANCE	16	11	11	14
Total 51 - SALARIES & BENEFITS	21	45	121	124
52-SERVICES SUPPLIES				
520404 - CUSTODIAL SERVICE	0	0	0	0
520406 - PEST CONTROL	0	0	0	0
520407 - REFUSE DISPOSAL	0	0	0	0
521300 - MAINT. BUILDINGS & GROUND	0	0	0	0
521302 - FIRE EXTINGUISHER SVC	0	0	0	0
525000 - OVERHEAD	0	0	0	0
525119 - LIABILITY SELF-FUND INSURANCE	35	33	33	30
527802 - ELECTRIC CHARGES	0	0	0	0
527803 - PROPANE/OTHR HEATING FUEL	0	0	0	0
527807 - WATER/SEWER CHARGES	2,423	2,221	2,423	2,423
Total 52 - SERVICES & SUPPLIES	2,458	2,254	2,456	2,453
Total Expenditures and Appropriations	2,479	2,299	2,577	2,577
Net Cost	2,479	2,299	2,577	2,577

John Steffanic, Director

The Plumas Sierra County Fairgrounds are a year-round event center featuring nearly annual 400 events, meetings, and conferences with the additional task of producing an annual county fair. In 2023, the Fairgrounds hosted 388 event days. Through the Month of April 2024, there have been 228 event days.

It is our duty to keep the condition, both physical and visual, at the highest possible level. The team serves the community with its gathering and meeting needs and is ready to serve in an emergency. Further, the fairgrounds are a vital driver of economic activity in Plumas County and strives to improve the economic health of our community.

Fund: 0005 COUNTY FAIR

Budget Unit: 20190 - COUNTY FAIR

Function: 01 - GENERAL GOVERNMENT

Activity: 15 - PROMOTION

Detail by Revenue Category and Expenditure Object 1	2022-23 Actual 2	2023-24 Actual <input checked="" type="checkbox"/> Estimated <input type="checkbox"/> Recommended 3	2024-25 Adopted by the Board of Supervisors 4	2024-25 Adopted by the Board of Supervisors 5
40-TAX REVENUE				
40070 - TIMBER YIELD TAX	2,714	1,837	2,000	2,000
Total 40 - TAX REVENUE	2,714	1,837	2,000	2,000
43-USE OF MONEY PROPERTY				
43010 - INTEREST-INVESTED FUNDS	8,378	3,328	100	100
43016 - INTEREST INCOME	0	0	0	0
43071 - CARNIVAL	0	0	0	0
43072 - CARNIVAL PRE-SALE	30,340	43,820	42,000	42,000
43073 - FOOD CONCESSIONS	26,793	28,734	28,000	28,000
43074 - NON-FOOD CONCESSIONS	10,500	12,212	11,000	11,000
43091 - RENTAL OF BUILDINGS	22,419	11,002	6,000	6,000
43092 - GROUNDS RENTAL	100,364	62,221	130,000	130,000
43096 - RENTAL -STALL	0	30	0	0
43099 - RENTAL-GRANDSTAND	6,895	4,050	9,000	9,000
43608 - RENTAL-STORAGE	15,735	20,877	17,000	17,000
43998 - UNREALIZED GAINS/LOSSES	6,394	0	0	0
45034 - RENTAL-FESTIVAL	0	0	9,000	9,000
Total 43 - USE OF MONEY & PROPERTY	227,818	186,274	252,100	252,100
44-STATE FEDERAL AID				
44200 - STATE-AID FOR CO. FAIRS	61,000	116,950	48,428	48,428
44290 - STATE-OTHER	66,932	0	0	0
Total 44 - STATE & FEDERAL AID	127,932	116,950	48,428	48,428
45-CHARGES FOR SERVICES				
45034 - RENTAL-FESTIVAL	6,046	9,133	0	0
45078 - CAMPING FEES	16,320	6,405	5,500	5,500
45138 - RESTITUTION	528	133	0	0
45250 - SERVICE CHARGES	0	0	0	0
45601 - FAIR ADMISSION	24,034	13,279	13,000	13,000
45602 - FAIR ADMISSION-DISCOUNT	8,133	16,443	16,000	16,000
45610 - ENTRY FEES/EXHIBIT	2,858	4,265	4,000	4,000
45621 - ENTRY FEES/SHOW	3,995	2,973	3,000	3,000
45622 - STALL FEES	2,002	2,120	2,200	2,200
45632 - BULL RIDE/RODEO	0	0	0	0
45633 - SATURDAY SHOW	4,692	4,320	1,000	1,000
45635 - FAIR ATTRACTION	0	0	0	0
Total 45 - CHARGES FOR SERVICES	68,608	59,071	44,700	44,700
46-OTHER REVENUE				
46070 - CNTRB FR OTHR AGENCY	5,000	5,000	5,000	5,000
46239 - DONATIONS	932	960	2,000	2,000
46251 - REIMBURSEMENTS/REFUNDS	3,255	0	0	0
46253 - REIMB - CO DISASTR RESPON	0	0	0	0
46281 - PARKING	0	0	0	0
46604 - EXHIBIT GUIDE REVENUE	0	0	0	0

COUNTY FAIR

State Controller Schedule
County Budget Act

Plumas County
Financing Sources and Uses by Budget Unit by Object
Governmental Funds
Fiscal Year 2024-25

Schedule 9
Page 9.128

Fund: 0005 COUNTY FAIR

Budget Unit: 20190 - COUNTY FAIR

Function: 01 - GENERAL GOVERNMENT

Activity: 15 - PROMOTION

Detail by Revenue Category and Expenditure Object 1	2022-23 Actual 2	2023-24 Actual <input checked="" type="checkbox"/> Estimated <input type="checkbox"/> Recommended 3	2024-25 Adopted by the Board of Supervisors 4	2024-25 Adopted by the Board of Supervisors 5
46-OTHER REVENUE (continued)				
46605 - CAMPING FAIR	2,600	1,130	11,000	11,000
46606 - SPONSORSHIPS	500	0	4,000	4,000
46607 - OTHER MISCELLANEOUS	1,123	3,246	2,000	2,000
Total 46 - OTHER REVENUE	13,410	10,336	24,000	24,000
48-TRANSFER				
48000 - TRANSFER-IN	12,893	4,999	598,999	598,999
48005 - TRANSFER-IN5	0	0	13,081	13,081
48211 - CONTRI TRANS FR CO GEN	0	0	0	0
Total 48 - TRANSFER	12,893	4,999	612,080	612,080
Total Revenue	453,375	379,467	983,308	983,308
51-SALARIES BENEFITS				
51000 - REGULAR WAGES	188,498	195,275	211,214	213,626
51020 - OTHER WAGES	60,757	68,226	40,000	40,000
51060 - OVERTIME PAY	20,684	12,277	15,000	15,000
51070 - UNEMPLOYMENT INSURANCE	1,838	1,142	1,142	1,142
51080 - RETIREMENT	52,011	53,885	74,115	74,962
51081 - OPEB LIABILITY	4,757	4,830	4,757	4,757
51090 - GROUP INSURANCE	41,034	33,697	40,250	54,086
51100 - FICA/MEDICARE OASDI	19,429	20,547	16,158	16,342
51110 - COMPENSATION INSURANCE	10,747	8,424	11,714	0
51120 - CELL PHONE ALLOW	600	600	600	600
51121 - BOOT ALLOWANCE	300	0	300	300
51150 - LIFE INSURANCE	334	334	334	282
Total 51 - SALARIES & BENEFITS	400,989	399,237	415,584	421,097
52-SERVICES SUPPLIES				
520201 - PHONE - LAND LINE (S)	486	488	1,100	1,100
520203 - INTERNET SERVICE	2,260	2,280	2,300	2,300
520210 - POSTAGE/SHIP, MAIL COST	30	123	300	300
520233 - PRINTING SVC/CHRGs	533	776	800	800
520407 - REFUSE DISPOSAL	9,387	7,852	7,500	7,500
520409 - PAPER PRODUCTS-HOUSEHOLD	7,064	3,517	4,500	4,500
520419 - COVID PPE & CLEANING COST	0	0	0	0
520500 - INSURANCE	16,725	16,448	19,200	19,200
520900 - EQUIPMENT MAINTENANCE	1,182	2,023	2,000	2,000
520902 - VEHICLE MAINTENANCE	1,750	954	2,000	2,000
520904 - UTILITY EQUIPMENT MAINT	2,267	2,905	1,000	1,000
520940 - SAFETY EQUIPMENT/EXPENSES	0	0	100	100
521102 - FUEL - VEHICLE	5,073	4,787	5,000	5,000
521231 - COMPUTERS<1500.00	372	298	600	600
521300 - MAINT. BUILDINGS & GROUND	113,631	45,231	40,000	40,000
521600 - MEMBERSHIPS/ANNUAL DUES	8,613	2,675	3,000	3,000
521730 - CREDIT CARD FEES	0	0	0	0

COUNTY FAIR

State Controller Schedule
County Budget Act

Plumas County
Financing Sources and Uses by Budget Unit by Object
Governmental Funds
Fiscal Year 2024-25

Schedule 9
Page 9.129

Fund: 0005 COUNTY FAIR

Budget Unit: 20190 - COUNTY FAIR

Function: 01 - GENERAL GOVERNMENT

Activity: 15 - PROMOTION

Activity: 15 - PROMOTION

Detail by Revenue Category and Expenditure Object 1	2022-23 Actual 2	2023-24	2024-25	Adopted by the Board of Supervisors 5
		Actual <input checked="" type="checkbox"/> Estimated <input type="checkbox"/> Recommended		
3	4			
52-SERVICES SUPPLIES (continued)				
521750 - FITNESS & WELLNESS	0	0	0	0
521800 - OFFICE EXPENSE	1,289	2,237	2,000	2,000
521801 - Office Water	0	0	0	0
521900 - PROFESSIONAL SVC	21,575	25,090	24,000	24,000
521952 - ENTERTAINMENT	80,834	80,499	68,000	68,000
523001 - ADVERTISEMENT	4,385	1,893	2,000	2,000
524400 - SPECIAL DEPARTMENT EXPENSE	0	54,138	5,000	5,000
524440 - AWARDS	2,896	5,632	4,000	4,000
525000 - OVERHEAD	24,605	16,475	16,475	16,475
525119 - LIABILITY SELF-FUND INSURANCE	1,471	1,721	1,721	2,222
527400 - TRAVEL- IN COUNTY	0	0	0	0
527500 - TRAVEL- OUT OF COUNTY	2,447	2,492	3,000	3,000
527802 - ELECTRIC CHARGES	74,233	103,292	90,000	90,000
527803 - PROPANE/OTHR HEATING FUEL	16,864	8,804	10,000	10,000
527807 - WATER/SEWER CHARGES	7,824	6,362	8,000	8,000
Total 52 - SERVICES & SUPPLIES	407,796	398,992	323,596	324,097
54-FIXED ASSETS				
540112 - CAPITAL IMPROVEMENT	33,947	0	0	0
540820 - LIGHTING PROJ/UPGRADE	0	0	0	0
541230 - PAINT-UPGRADE	0	0	0	0
542600 - EQUIPMENT	0	0	0	0
543700 - COPY MACHINE	0	0	0	0
548200 - PAVING/LANDSCAPE PROJ	0	0	0	0
548930 - ELECTRICAL UPGRADE	0	0	0	0
Total 54 - FIXED ASSETS	33,947	0	0	0
57-TRANSFER OUT				
570000 - TRANSFERS IN/OUT--IT	0	0	2,409	2,409
570001 - TSFR - MUNIS SAAS ANN FEE	0	0	0	0
Total 57 - TRANSFER OUT	0	0	2,409	2,409
58-TRANSFERS				
58000 - TRANSFER-OUT	0	0	0	0
Total 58 - TRANSFERS	0	0	0	0
Total Expenditures and Appropriations	842,732	798,229	741,589	747,603
Net Cost	389,357	418,762	(241,719)	(235,705)

Debra Lucero, Acting/Interim Director

The mission of the Plumas County Human Resources Department is to provide County employees, departments, and members of the public with high quality human resource services that are professional, timely, and reliable.

Human Resources Department is responsible for providing human resource services to all County departments in a manner that ensures compliance with the requirements of the County merit system rules and State and federal employment and tax laws. Some of the essential services provided by the department include:

- Recruitment, testing, and certification of new employees.
- Development and modification of employee compensation plans and job classification specifications.
- Administration of all required and negotiated employee leave programs.
- Oversight of Countywide training programs.
- Advice and consultation regarding County personnel rules and disciplinary actions.
- Administration of the County's Equal Employment Opportunity affirmative action and assessment plan.
- Oversight of accessibility and other Americans with Disabilities Act matters.
- Management of all confidential investigations.
- Management of the labor negotiation process, Memoranda of Understanding (MOU) with all recognized labor organizations, and the employee grievance process.
- Administration of employee benefit programs, including coordination of retirement with CalPERS and administration of dental, vision, long-term disability, and life insurance plans; and
- Provision of payroll and benefits administration for the County.

HUMAN RESOURCES

State Controller Schedule
County Budget Act

Plumas County
Financing Sources and Uses by Budget Unit by Object
Governmental Funds
Fiscal Year 2024-25

Schedule 9
Page 9.16

Fund: 0001 GENERAL

Budget Unit: 20035 - HUMAN RESOURCES

Function: 01 - GENERAL GOVERNMENT

Activity: 10 - LEGISLATIVE & ADMIN

2024-25

Adopted by the
Board of
Supervisors

Detail by Revenue Category and Expenditure Object 1	2022-23 Actual 2	2023-24 Actual <input checked="" type="checkbox"/> Estimated <input type="checkbox"/> 3	2024-25 Recommended 4	5
46-OTHER REVENUE				
46251 - REIMBURSEMENTS/REFUNDS	10	20	0	0
46253 - REIMB - CO DISASTR RESPON	26	0	0	0
Total 46 - OTHER REVENUE	36	20	0	0
48-TRANSFER				
48000 - TRANSFER-IN	7,699	0	0	0
48005 - TRANSFER-IN5	0	0	16,877	16,877
48007 - TSF-IN CRF REIMB	0	0	0	0
48021 - TRF IN - ARPA FUNDS	0	0	0	0
Total 48 - TRANSFER	7,699	0	16,877	16,877
Total Revenue	7,735	20	16,877	16,877
51-SALARIES BENEFITS				
51000 - REGULAR WAGES	315,148	369,867	385,457	379,801
51020 - OTHER WAGES	1,638	6,577	7,000	7,000
51060 - OVERTIME PAY	0	2,786	0	0
51070 - UNEMPLOYMENT INSURANCE	1,077	1,377	1,293	1,293
51080 - RETIREMENT	78,580	93,128	135,257	133,272
51081 - OPEB LIABILITY	9,513	9,660	9,513	9,513
51090 - GROUP INSURANCE	54,380	60,271	97,500	106,064
51100 - FICA/MEDICARE OASDI	23,441	28,747	29,487	29,055
51110 - COMPENSATION INSURANCE	(11,272)	7,809	7,809	4,660
51128 - BILINGUAL ALLOWANCE	420	245	420	420
51150 - LIFE INSURANCE	763	843	869	704
Total 51 - SALARIES & BENEFITS	473,688	581,310	674,605	671,782
52-SERVICES SUPPLIES				
520201 - PHONE - LAND LINE (S)	303	220	200	200
520210 - POSTAGE/SHIP, MAIL COST	518	413	700	700
520220 - PAPER/PAPER SUPPLIES	1,214	974	1,500	1,500
520221 - ENVELOPES	0	0	0	0
520227 - FOLDERS/FILES/BINDERS	0	0	0	0
520230 - COPY CHARGES	0	0	0	0
520250 - COPY MACHINE LEASE	2,627	2,627	3,100	3,100
520261 - PRE-PRINTED FORMS	0	0	0	0
520419 - COVID PPE & CLEANING COST	338	0	0	0
520901 - OFFICE EQUIP MAINTENANCE	726	918	1,100	1,100
521600 - MEMBERSHIPS/ANNUAL DUES	9,671	9,930	11,000	11,000
521750 - FITNESS & WELLNESS	0	0	0	0
521800 - OFFICE EXPENSE	7,926	2,340	5,263	5,263
521801 - Office Water	0	0	0	0
521900 - PROFESSIONAL SVC	301	1,088	2,750	2,750
523130 - EMPLEE ASSIST PROGRAM	0	0	0	0
523702 - PUB - RECRUITMENT ADS	1,314	3,388	9,000	9,000
523711 - SUBSCRIPTIONS	0	0	0	0

HUMAN RESOURCES

State Controller Schedule
County Budget Act

Plumas County
Financing Sources and Uses by Budget Unit by Object
Governmental Funds
Fiscal Year 2024-25

Schedule 9
Page 9.17

Fund: 0001 GENERAL

Budget Unit: 20035 - HUMAN RESOURCES

Function: 01 - GENERAL GOVERNMENT

Activity: 10 - LEGISLATIVE & ADMIN

2024-25

**Adopted by the
Board of
Supervisors**

Detail by Revenue Category and Expenditure Object 1	2022-23 Actual 2	2023-24 Actual <input checked="" type="checkbox"/> Estimated <input type="checkbox"/> 3	2024-25 Recommended 4	5
52-SERVICES SUPPLIES (continued)				
524870 - TEST -EMPLEE MED/IMMUN	0	0	0	0
525000 - OVERHEAD	0	0	0	0
525119 - LIABILITY SELF-FUND INSURANCE	2,642	3,039	3,039	6,598
527000 - TRAINING	480	100	1,500	1,500
527001 - TRAINING PUT ON BY CNTY	0	0	0	0
527500 - TRAVEL- OUT OF COUNTY	500	0	500	500
529851 - COMPUTER HARDWARE/SUPPL	8,600	655	6,500	6,500
Total 52 - SERVICES & SUPPLIES	37,160	25,692	46,152	49,711
58-TRANSFERS				
580021 - TRANSFER-OUT ARPA	0	0	0	0
Total 58 - TRANSFERS	0	0	0	0
Total Expenditures and Appropriations	510,848	607,002	720,757	721,493
Net Cost	503,113	606,982	703,880	704,616

Greg Ellingson, Director

Information Technology (IT) provides secure, reliable, and integrated technology solutions in alignment with administrative goals while delivering excellence in customer service. In support, the Department:

- Partners with Plumas County Departments to understand the information technology needs of employees.
- Provides leadership and planning for the effective and strategic use of emerging technologies.
- Demonstrates technical and operational excellence through a commitment to professionalism and continuous improvement.

The core function of information technology is to provide a stable digital work environment to county employees that will allow exceptional services to be supplied to county residents.

INFORMATION TECHNOLOGY

State Controller Schedule
County Budget Act

Plumas County
Financing Sources and Uses by Budget Unit by Object
Governmental Funds
Fiscal Year 2024-25

Schedule 9
Page 9.34

Fund: 0001 GENERAL

Budget Unit: 20220 - INFORMATION TECHNOLOGY

Function: 01 - GENERAL GOVERNMENT

Activity: 16 - OTHER GENERAL

2024-25

Adopted by the
Board of
Supervisors

Detail by Revenue Category and Expenditure Object 1	2022-23 Actual 2	2023-24 Actual <input checked="" type="checkbox"/> Estimated <input type="checkbox"/> 3	2024-25 Recommended 4	5
45-CHARGES FOR SERVICES				
45200 - OTHR SVC OR SVC TO CRTS	0	314	0	0
Total 45 - CHARGES FOR SERVICES	0	314	0	0
46-OTHER REVENUE				
46251 - REIMBURSEMENTS/REFUNDS	0	0	0	0
46253 - REIMB - CO DISASTR RESPON	65	0	0	0
Total 46 - OTHER REVENUE	65	0	0	0
47-TRANSFERS - IT				
47000 - TRANSFER - IT ONLY	0	0	0	0
47001 - INTERFUND TRANSFER	0	0	0	0
Total 47 - TRANSFERS - IT	0	0	0	0
48-TRANSFER				
47000 - TRANSFER - IT ONLY	0	0	0	0
48000 - TRANSFER-IN	8,069	92,400	0	0
48005 - TRANSFER-IN5	0	0	15,145	15,145
48007 - TSF-IN CRF REIMB	0	0	0	0
48021 - TRF IN - ARPA FUNDS	300,000	0	0	0
48100 - TRF IN DIASTER	0	0	0	0
48102 - TRSF-IN LATCF	0	0	0	0
48999 - TRANSFER FROM STR SUPPS	0	0	0	0
Total 48 - TRANSFER	308,069	92,400	15,145	15,145
Total Revenue	308,134	92,714	15,145	15,145
45-CHARGES FOR SERVICES				
45400 - MUNIS IMP/TRAIN	0	0	0	0
Total 45 - CHARGES FOR SERVICES	0	0	0	0
51-SALARIES BENEFITS				
51000 - REGULAR WAGES	280,301	312,609	363,332	362,702
51060 - OVERTIME PAY	290	0	0	0
51070 - UNEMPLOYMENT INSURANCE	433	346	311	311
51080 - RETIREMENT	69,732	75,054	127,493	127,272
51081 - OPEB LIABILITY	9,513	9,660	9,513	9,513
51090 - GROUP INSURANCE	62,200	43,517	80,500	76,303
51100 - FICA/MEDICARE OASDI	22,585	22,465	27,795	27,747
51110 - COMPENSATION INSURANCE	312	1,473	1,473	2,896
51120 - CELL PHONE ALLOW	2,185	1,365	3,360	3,360
51150 - LIFE INSURANCE	468	623	735	564
Total 51 - SALARIES & BENEFITS	448,019	467,112	614,512	610,668
52-SERVICES SUPPLIES				
520201 - PHONE - LAND LINE (S)	244	806	1,300	1,300
520203 - INTERNET SERVICE	54,558	48,004	77,630	77,630
520220 - PAPER/PAPER SUPPLIES	0	0	0	0
520230 - COPY CHARGES	0	0	0	0
520234 - PRINTER SUPPLIES	0	0	0	0

INFORMATION TECHNOLOGY

State Controller Schedule
County Budget Act

Plumas County
Financing Sources and Uses by Budget Unit by Object
Governmental Funds
Fiscal Year 2024-25

Schedule 9
Page 9.35

Fund: 0001 GENERAL

Budget Unit: 20220 - INFORMATION TECHNOLOGY

Function: 01 - GENERAL GOVERNMENT

Activity: 16 - OTHER GENERAL

2024-25

**Adopted by the
Board of
Supervisors**

**Detail by Revenue Category and
Expenditure Object**

**2022-23
Actual
2**

**2023-24
Actual ☒
Estimated ☐ Recommended**

**2024-25
4**

52-SERVICES SUPPLIES (continued)

520411 - ANN SOFTWARE FEE/MAINT	663,941	479,123	732,510	739,010
520419 - COVID PPE & CLEANING COST	0	0	0	0
520902 - VEHICLE MAINTENANCE	0	767	0	0
520907 - EQUIP. MAINT.CONTRACT	0	0	0	0
521102 - FUEL - VEHICLE	22	61	300	300
521750 - FITNESS & WELLNESS	23	0	4,000	4,000
521800 - OFFICE EXPENSE	6,591	934	1,000	1,000
521801 - Office Water	0	108	600	600
521847 - BACK UP MEDIA/COMP	0	0	0	0
521900 - PROFESSIONAL SVC	0	0	0	50,000
521906 - TYLER TRAINING	0	14,020	78,380	78,380
524300 - SMALL TOOLS/INSTRUMENTS	322	67	1,000	1,000
525000 - OVERHEAD	0	0	0	0
525119 - LIABILITY SELF-FUND INSURANCE	3,284	3,596	3,596	4,197
527000 - TRAINING	2,055	702	6,000	6,000
527400 - TRAVEL- IN COUNTY	0	0	250	250
527500 - TRAVEL- OUT OF COUNTY	0	0	2,000	2,000
529851 - COMPUTER HARDWARE/SUPPL	64,667	55,884	177,583	177,583
Total 52 - SERVICES & SUPPLIES	795,707	604,072	1,086,149	1,143,250

54-FIXED ASSETS

540412 - SOFTWARE	0	0	0	0
544923 - REMODEL	0	0	25,000	25,000
549500 - COMPUTER HARDWARE	0	0	0	0
Total 54 - FIXED ASSETS	0	0	25,000	25,000

57-TRANSFER OUT

570000 - TRANSFERS IN/OUT--IT	0	0	0	0
Total 57 - TRANSFER OUT	0	0	0	0

58-TRANSFERS

580021 - TRANSFER-OUT ARPA	0	0	0	0
Total 58 - TRANSFERS	0	0	0	0

Total Expenditures and Appropriations	1,243,726	1,071,184	1,725,661	1,778,918
Net Cost	935,592	978,470	1,710,516	1,763,773

Dora Mitchell, Director

Plumas County Library provides free access to printed, audio-visual and electronic forms of information, and educates the community as to the uses and value of its resources. Serving as a gateway to knowledge beyond its collection, the library is a reflection of the community, a gathering of its knowledge, culture, and information.

Through its programs, services, and collections, Plumas County Library provides free and equitable access to information and resources. Plumas County Library includes the headquarters in Quincy, three branches in Portola, Greenville, and Chester, and per an agreement with neighboring Sierra County; four outlets in Downieville, Sierra City, Loyalton, and Alleghany.

The library provides access to physical collections of books, audiobooks, DVDs, and other physical objects under the Tool Lending Library such as hotspots, technical devices and services such as public computers, Wi-Fi, printing, copying, and scanning, digital collections of e-books, e-audiobooks, streaming movies, e-newspapers, research, information and other databases, reference aid, and services like HelpNow, which provides free one-to-one tutoring and homework help.

Through the Literacy Program, the library offers free help to learners in GED-preparation, financial literacy, digital literacy, reading and writing comprehension, basic math skills, dyslexia remediation, and more in group and one-to-one settings, as well as programs specifically for adults with intellectual and developmental disabilities, incarcerated individuals or people on Probation, and computer instruction classes. Plumas County Literacy also includes Project Read, a county-wide initiative to promote reading in children and build personal libraries, and baskets of books can be found in various locations throughout Plumas County as well as at county events such as the County Fair, Children's Fair, and other outreach opportunities.

Fund: 0001 GENERAL

Budget Unit: 20670 - COUNTY LIBRARY

Function: 06 - EDUCATION

Activity: 32 - LIBRARY SERVICES

2024-25

**Adopted by the
Board of
Supervisors**

Detail by Revenue Category and Expenditure Object 1	2022-23 Actual 2	2023-24 Actual <input checked="" type="checkbox"/> Estimated <input type="checkbox"/> 3	2024-25 Recommended 4	5
44-STATE FEDERAL AID				
44301 - STATE PUBLIC LIBRARY FUND	0	0	0	0
44520 - FEDL-OTHER & FAA	0	0	0	0
Total 44 - STATE & FEDERAL AID	0	0	0	0
45-CHARGES FOR SERVICES				
45190 - LIBRARY SERVICES	6,779	6,891	5,500	5,500
46231 - LOST BOOKS	0	0	0	0
Total 45 - CHARGES FOR SERVICES	6,779	6,891	5,500	5,500
46-OTHER REVENUE				
46070 - CNTRB FR OTHR AGENCY	123,570	65,911	54,210	54,210
46230 - LIBRARY DONATIONS	1,965	2,981	15,372	15,372
46231 - LOST BOOKS	669	(7)	200	200
46251 - REIMBURSEMENTS/REFUNDS	0	625	0	0
Total 46 - OTHER REVENUE	126,204	69,510	69,782	69,782
48-TRANSFER				
48000 - TRANSFER-IN	11,595	0	0	0
48005 - TRANSFER-IN5	0	0	22,338	22,338
48007 - TSF-IN CRF REIMB	0	0	0	0
48021 - TRF IN - ARPA FUNDS	0	0	0	0
Total 48 - TRANSFER	11,595	0	22,338	22,338
Total Revenue	144,578	76,401	97,620	97,620
51-SALARIES BENEFITS				
51000 - REGULAR WAGES	215,495	280,666	311,659	336,265
51020 - OTHER WAGES	77,441	95,448	81,200	83,400
51070 - UNEMPLOYMENT INSURANCE	2,818	2,013	648	648
51080 - RETIREMENT	54,486	70,839	109,361	117,996
51081 - OPEB LIABILITY	11,239	11,413	11,239	11,239
51090 - GROUP INSURANCE	50,539	56,001	116,795	142,350
51100 - FICA/MEDICARE OASDI	21,720	28,338	23,842	25,724
51110 - COMPENSATION INSURANCE	(756)	18,581	18,581	3,638
51150 - LIFE INSURANCE	167	111	167	807
Total 51 - SALARIES & BENEFITS	433,149	563,410	673,492	722,067
52-SERVICES SUPPLIES				
520201 - PHONE - LAND LINE (S)	1,852	2,153	2,500	2,500
520202 - CELL PHONE SERVICE	0	30	2,700	2,700
520203 - INTERNET SERVICE	2,232	2,146	2,492	2,492
520210 - POSTAGE/SHIP, MAIL COST	999	779	1,370	1,370
520220 - PAPER/PAPER SUPPLIES	0	595	1,800	1,800
520225 - PO BOX RENT/ANNUAL FEES	72	0	0	0
520226 - TONER/COPY MACH SUPPL	0	0	0	0
520230 - COPY CHARGES	351	591	500	500
520404 - CUSTODIAL SERVICE	0	0	0	0
520407 - REFUSE DISPOSAL	1,295	1,365	1,482	1,482

Fund: 0001 GENERAL

Budget Unit: 20670 - COUNTY LIBRARY

Function: 06 - EDUCATION

Activity: 32 - LIBRARY SERVICES

2024-25

**Adopted by the
Board of
Supervisors**

Detail by Revenue Category and Expenditure Object 1	2022-23 Actual 2	2023-24 Actual <input checked="" type="checkbox"/> Estimated <input type="checkbox"/> 3	2024-25 Recommended 4	5
52-SERVICES SUPPLIES (continued)				
520419 - COVID PPE & CLEANING COST	255	0	0	0
520901 - OFFICE EQUIP MAINTENANCE	203	559	0	0
521230 - OFFICE FURNITURE/EQUIP	0	1,928	0	0
521600 - MEMBERSHIPS/ANNUAL DUES	1,201	1,594	1,594	1,594
521750 - FITNESS & WELLNESS	0	0	0	0
521800 - OFFICE EXPENSE	9,258	5,410	5,000	5,000
521801 - Office Water	0	90	0	0
521870 - LIBRARY PROCESSING MATRL	3,981	4,764	4,870	4,870
521900 - PROFESSIONAL SVC	976	5,953	1,603	1,603
523600 - DIGITIZATION	0	0	5,220	5,220
523711 - SUBSCRIPTIONS	0	0	0	0
523712 - PROGRAM SUBSCRIPTIONS	16,387	14,305	25,502	25,502
524000 - RENT - OFFICE/SPACE	0	3,400	780	780
524440 - AWARDS	2,114	2,426	400	400
524510 - BOOK(S) - SP DEPT EXP	27,132	27,410	20,272	20,272
524515 - BOOKS ZIP	14,644	19,818	15,200	15,200
524870 - TEST -EMPLEE MED/IMMUN	0	40	200	200
525000 - OVERHEAD	0	0	0	0
525119 - LIABILITY SELF-FUND INSURANCE	4,508	253,689	253,689	275,779
527400 - TRAVEL- IN COUNTY	1,887	1,664	2,100	2,100
527500 - TRAVEL- OUT OF COUNTY	0	104	2,100	2,100
527802 - ELECTRIC CHARGES	13,208	16,623	15,500	15,500
527803 - PROPANE/OTHR HEATING FUEL	17,740	11,033	24,000	24,000
527807 - WATER/SEWER CHARGES	3,243	3,653	5,100	5,100
529500 - COMPUTER	1,071	6,086	1,550	1,550
Total 52 - SERVICES & SUPPLIES	124,609	388,208	397,524	419,614
54-FIXED ASSETS				
541231 - CARPET-UPGRADE	0	0	0	0
541500 - VEHICLE	58,538	0	30,239	173,793
Total 54 - FIXED ASSETS	58,538	0	30,239	173,793
58-TRANSFERS				
580021 - TRANSFER-OUT ARPA	0	0	0	0
Total 58 - TRANSFERS	0	0	0	0
Total Expenditures and Appropriations	616,296	951,618	1,101,255	1,315,474
Net Cost	471,718	875,217	1,003,635	1,217,854

COUNTY LITERACY

State Controller Schedule
County Budget Act

Plumas County
Financing Sources and Uses by Budget Unit by Object
Governmental Funds
Fiscal Year 2024-25

Schedule 9
Page 9.77

Fund: 0001 GENERAL

Budget Unit: 20675 - COUNTY LITERACY

Function: 06 - EDUCATION

Activity: 32 - LIBRARY SERVICES

2024-25

**Adopted by the
Board of
Supervisors**

Detail by Revenue Category and Expenditure Object 1	2022-23 Actual 2	2023-24 Actual <input checked="" type="checkbox"/> Estimated <input type="checkbox"/> 3	2024-25 Recommended 4	5
44-STATE FEDERAL AID				
44079 - STATE- CORR AB109	0	0	0	0
44290 - STATE-OTHER	0	0	0	0
44292 - STATE - LITERACY GRANT	0	28,500	20,000	20,000
44520 - FEDL-OTHER & FAA	0	0	0	0
Total 44 - STATE & FEDERAL AID	0	28,500	20,000	20,000
45-CHARGES FOR SERVICES				
45074 - MISC FEES	0	0	0	0
Total 45 - CHARGES FOR SERVICES	0	0	0	0
46-OTHER REVENUE				
46070 - CNTRB FR OTHR AGENCY	40,252	0	0	0
46239 - DONATIONS	86	29	50	50
46251 - REIMBURSEMENTS/REFUNDS	0	0	0	0
Total 46 - OTHER REVENUE	40,338	29	50	50
48-TRANSFER				
48000 - TRANSFER-IN	0	81	0	0
48021 - TRF IN - ARPA FUNDS	0	0	0	0
48079 - TRN-CCPIF AB109	0	0	0	0
Total 48 - TRANSFER	0	81	0	0
Total Revenue	40,338	28,610	20,050	20,050
51-SALARIES BENEFITS				
51000 - REGULAR WAGES	87,581	82,168	98,090	114,579
51020 - OTHER WAGES	22,291	17,674	36,038	36,038
51070 - UNEMPLOYMENT INSURANCE	534	376	376	376
51080 - RETIREMENT	21,394	20,255	34,420	40,206
51081 - OPEB LIABILITY	4,637	4,709	4,637	4,637
51090 - GROUP INSURANCE	5,137	6,125	29,181	34,549
51100 - FICA/MEDICARE OASDI	8,220	7,713	7,504	8,765
51110 - COMPENSATION INSURANCE	(195)	7,512	7,512	7,111
51150 - LIFE INSURANCE	167	56	167	275
Total 51 - SALARIES & BENEFITS	149,766	146,588	217,925	246,536
52-SERVICES SUPPLIES				
520201 - PHONE - LAND LINE (S)	0	0	0	0
520210 - POSTAGE/SHIP, MAIL COST	0	0	0	0
520220 - PAPER/PAPER SUPPLIES	0	50	630	630
520300 - FOOD	0	0	0	0
520419 - COVID PPE & CLEANING COST	0	0	0	0
521231 - COMPUTERS<1500.00	0	0	0	0
521600 - MEMBERSHIPS/ANNUAL DUES	25	25	25	25
521800 - OFFICE EXPENSE	1,426	716	1,150	1,150
521900 - PROFESSIONAL SVC	0	42	500	500
523712 - PROGRAM SUBSCRIPTIONS	772	250	100	100
524510 - BOOK(S) - SP DEPT EXP	10,216	9,279	15,900	15,900

COUNTY LITERACY

State Controller Schedule
County Budget Act

Plumas County
Financing Sources and Uses by Budget Unit by Object
Governmental Funds
Fiscal Year 2024-25

Schedule 9
Page 9.78

Fund: 0001 GENERAL

Budget Unit: 20675 - COUNTY LITERACY

Function: 06 - EDUCATION

Activity: 32 - LIBRARY SERVICES

2024-25

**Adopted by the
Board of
Supervisors**

**Detail by Revenue Category and
Expenditure Object**

**2022-23
Actual
2**

**2023-24
Actual ☒
Estimated ☐ Recommended
3**

**2024-25
Recommended
4**

5

52-SERVICES SUPPLIES (continued)

525000 - OVERHEAD	0	0	0	0
525119 - LIABILITY SELF-FUND INSURANCE	988	1,048	1,048	1,240
527400 - TRAVEL- IN COUNTY	0	0	500	500
527500 - TRAVEL- OUT OF COUNTY	0	0	500	500
52775 - IN-COUNTY HOSTING EVENTS	0	0	0	0
529500 - COMPUTER	2,170	0	0	0
529551 - GREENHOUSE PROJECT	0	0	0	0
Total 52 - SERVICES & SUPPLIES	15,597	11,410	20,353	20,545

58-TRANSFERS

580021 - TRANSFER-OUT ARPA	0	0	0	0
Total 58 - TRANSFERS	0	0	0	0
Total Expenditures and Appropriations	165,363	157,998	238,278	267,081
Net Cost	125,025	129,388	218,228	247,031

Fish & Game Commission

The Plumas County Fish & Game Commission encourages the conservation and enhancement of Plumas County fish, wildlife and their habitats.

The Plumas County Fish & Game Commission consists of two members from each supervisorial district.

The Plumas County Fish & Game Commission works with Plumas County residents and the Board of Supervisors to support the conservation and maintenance of fish and wildlife resources in conjunction with Sections 1801 and 13100 - 13104 of the California Fish and Wildlife Code. This policy includes the following objectives:

- To enhance Fish and Wildlife activities including propagation, protection, restoration and community enjoyment
- To support Fish and Wildlife projects by citizen, state and federal agencies
- To further Research and Education in areas related to Fish and Wildlife

FISH & GAME COMMISSION

State Controller Schedule
County Budget Act

Plumas County
Financing Sources and Uses by Budget Unit by Object
Governmental Funds
Fiscal Year 2024-25

Schedule 9
Page 9.123

Fund: 0003 FISH AND GAME

Budget Unit: 20500 - FISH AND GAME

Function: 02 - PUBLIC PROTECTION

Activity: 21 - OTHER PROTECTION

Detail by Revenue Category and Expenditure Object 1	2022-23 Actual 2	2023-24 Actual <input checked="" type="checkbox"/> Estimated <input type="checkbox"/> 3	2024-25 Recommended 4	2024-25 Adopted by the Board of Supervisors 5
42-FINES PENALTIES				
42040 - OTHER COURT FINES	1,262	1,225	(1,000)	(1,000)
Total 42 - FINES & PENALTIES	1,262	1,225	(1,000)	(1,000)
43-USE OF MONEY PROPERTY				
43010 - INTEREST-INVESTED FUNDS	6,171	8,285	750	750
43998 - UNREALIZED GAINS/LOSSES	1,422	0	0	0
Total 43 - USE OF MONEY & PROPERTY	7,593	8,285	750	750
44-STATE FEDERAL AID				
44440 - FEDERAL-IN LIEU TAXES	1,903	1,903	0	0
44490 - FEDERAL-GRAZING FEES	222	0	0	0
Total 44 - STATE & FEDERAL AID	2,125	1,903	0	0
46-OTHER REVENUE				
46060 - OTHER-MISCELLANEOUS	0	0	0	0
46239 - DONATIONS	0	0	0	0
46611 - REVENUE FROM SETTLEMENTS	0	0	0	0
46612 - PGE SETTLEMENT-REVENUE	140,000	0	50,000	50,000
Total 46 - OTHER REVENUE	140,000	0	50,000	50,000
Total Revenue	150,980	11,413	49,750	49,750
51-SALARIES BENEFITS				
51020 - OTHER WAGES	3,012	3,115	3,250	3,250
51070 - UNEMPLOYMENT INSURANCE	5	4	3	3
51100 - FICA/MEDICARE OASDI	230	229	0	0
51110 - COMPENSATION INSURANCE	2	325	325	313
Total 51 - SALARIES & BENEFITS	3,249	3,673	3,578	3,566
52-SERVICES SUPPLIES				
520210 - POSTAGE/SHIP, MAIL COST	0	16	15	15
520220 - PAPER/PAPER SUPPLIES	0	0	0	0
520221 - ENVELOPES	0	0	0	0
520230 - COPY CHARGES	0	20	10	10
520419 - COVID PPE & CLEANING COST	0	0	0	0
521800 - OFFICE EXPENSE	0	0	0	0
524400 - SPECIAL DEPARTMENT EXPENSE	1,932	1,629	6,000	6,000
524610 - RAILROAD DAYS FISH DERBY	0	0	0	0
524620 - GRAEAGLE FISH DERBY	0	0	0	0
524630 - ALMANOR FISH DERBY	0	0	0	0
524640 - JR PHEASANT HUNT	0	0	500	500
524650 - PORTOLA HIGH SETTLEMENT	0	0	0	0
524660 - FR LAND TRUST SETTLEMENT	0	0	0	0
524670 - PGE SETTLE EXPENSE	30,118	19,121	0	0
525000 - OVERHEAD	3,738	317	317	317
525119 - LIABILITY SELF-FUND INSURANCE	35	39	39	45
527400 - TRAVEL- IN COUNTY	716	1,380	1,000	1,000
527500 - TRAVEL- OUT OF COUNTY	0	0	0	0

FISH & GAME COMMISSION

Fund: 0003 FISH AND GAME

Budget Unit: 20500 - FISH AND GAME

Function: 02 - PUBLIC PROTECTION

Activity: 21 - OTHER PROTECTION

Activity: 21 - OTHER PROTECTION				2024-25
Detail by Revenue Category and Expenditure Object 1	2022-23 Actual 2	2023-24	2024-25 Adopted by the Board of Supervisors 5	
		Actual <input checked="" type="checkbox"/> Estimated <input type="checkbox"/> 3 Recommended 4		
52-SERVICES SUPPLIES (continued)				
Total 52 - SERVICES & SUPPLIES	36,539	22,522	7,881	7,887
Total Expenditures and Appropriations	39,788	26,195	11,459	11,453
Net Cost	(111,192)	14,782	(38,291)	(38,297)

Paul Russell, Director

The mission of the Plumas County Museum is to interpret to a broad public audience, in innovative and meaningful ways, the history of Plumas County from its beginnings, and to relate that history, when appropriate, within the broader context of Plumas County and the encompassing region.

The Museum seeks to collect, preserve, and interpret Plumas County's natural, cultural, and social history and heritage through historical exhibits and educational programs for all people. We seek to maintain our presence in local history education through hands-on experience, contribute to the economic development of Plumas County through museum programs and cultural tourism programs, and work with and offer support and technical assistance to other Plumas County cultural institutions.

Museum facilities include the main building featuring periodically changing exhibits and displays, including one of the finest Mountain Maidu basketry collections in the state and a bookstore featuring local and regional subjects. Our outdoor exhibit yard features mining displays, a working blacksmith shop, a gold miner's cabin, as well as a collection of antique vehicles. Adjacent to the museum is the 1878 Variel Home. This fully restored Victorian home is owned and operated by the Plumas County Museum Association and contains many artifacts from early pioneer Plumas County families.

The museum's collections originated with memorabilia assembled for exhibit in the Memorial Room at the Plumas County Courthouse in 1921 by the Native Daughters of the Golden West and the Native Sons of the Golden West. After construction of the Plumas County Museum in 1968, this original collection has grown into the thousands – with the bulk being donations from community members of Plumas County and now has expanded to include nearly 12,000 three-dimensional artifacts and over 28,000 archival historic documents, maps, photographs, negatives, books, newspapers, and other records. Some of the highlights of our collection include:

- Davis Native Basket Collection
- Falck Native Basket Collection
- Chinese Collection
- James Boynton Railroad Collection
- Antique Firearms Collection
- Longboard Skis Collection
- Philip Hyde Photograph Collection
- County Records Collection
- Watson Map & Surveying Collection
- James Beckwourth Collection
- Historic Plumas County Newspaper Collection

The Plumas County Museum also works with and oversees and manages (with the assistance of the Plumas County Museum Association) several county-owned historical properties such as the:

- Hall-Lawry House, Quincy
- Taylorsville School, Taylorsville
- Beckwourth Cabin Museum, Portola
- Chester-Lake Almanor Museum, Chester

Fund: 0001 GENERAL

Budget Unit: 20780 - MUSEUM

Function: 07 - RECREATION & CULTURAL SERVICES

Activity: 34 - CULTURAL SERVICES

2024-25

Adopted by the
Board of
Supervisors

Detail by Revenue Category and Expenditure Object 1	2022-23 Actual 2	2023-24 Actual <input checked="" type="checkbox"/> Estimated <input type="checkbox"/> 3	2024-25 Recommended 4	5
45-CHARGES FOR SERVICES				
45310 - MUSEUM FEE OR SERVICES	5,060	5,870	3,850	3,850
45423 - MUSEUM COPIES	570	870	700	700
Total 45 - CHARGES FOR SERVICES	5,630	6,740	4,550	4,550
46-OTHER REVENUE				
46070 - CNTRB FR OTHR AGENCY	0	0	0	0
46239 - DONATIONS	0	0	0	0
Total 46 - OTHER REVENUE	0	0	0	0
48-TRANSFER				
48000 - TRANSFER-IN	1,584	0	0	0
48005 - TRANSFER-IN5	0	0	2,961	2,961
48999 - TRANSFER FROM STR SUPPS	0	0	0	0
Total 48 - TRANSFER	1,584	0	2,961	2,961
Total Revenue	7,214	6,740	7,511	7,511
51-SALARIES BENEFITS				
51000 - REGULAR WAGES	60,240	71,327	101,858	108,611
51020 - OTHER WAGES	85	13,563	25,000	25,000
51060 - OVERTIME PAY	0	0	0	0
51070 - UNEMPLOYMENT INSURANCE	326	360	327	327
51080 - RETIREMENT	23,478	24,787	35,742	38,112
51081 - OPEB LIABILITY	2,378	2,415	2,378	2,378
51090 - GROUP INSURANCE	16,961	19,889	40,250	50,475
51100 - FICA/MEDICARE OASDI	4,391	6,205	7,792	8,309
51110 - COMPENSATION INSURANCE	121	2,457	2,457	1,831
51150 - LIFE INSURANCE	320	334	334	282
Total 51 - SALARIES & BENEFITS	108,300	141,337	216,138	235,325
52-SERVICES SUPPLIES				
520201 - PHONE - LAND LINE (S)	1,308	1,308	1,700	1,700
520210 - POSTAGE/SHIP, MAIL COST	0	0	0	0
520220 - PAPER/PAPER SUPPLIES	0	0	0	0
520230 - COPY CHARGES	0	0	1,000	1,000
520234 - PRINTER SUPPLIES	0	0	0	0
520250 - COPY MACHINE LEASE	0	0	0	0
520419 - COVID PPE & CLEANING COST	0	0	0	0
520900 - EQUIPMENT MAINTENANCE	0	0	200	200
520940 - SAFETY EQUIPMENT/EXPENSES	102	113	100	100
521107 - PRE-EMPLOYMENT COSTS	0	118	250	250
521300 - MAINT. BUILDINGS & GROUND	0	0	0	0
521800 - OFFICE EXPENSE	108	400	500	500
521801 - Office Water	0	0	750	750
521832 - PAMPHLETS	0	0	0	0
521900 - PROFESSIONAL SVC	0	0	0	0
521903 - SECURITY SYSTEM SVC	1,368	1,368	1,400	1,400

State Controller Schedule
County Budget Act

Plumas County
Financing Sources and Uses by Budget Unit by Object
Governmental Funds
Fiscal Year 2024-25

Schedule 9
Page 9.90

Fund: 0001 GENERAL

Budget Unit: 20780 - MUSEUM

Function: 07 - RECREATION & CULTURAL SERVICES

Activity: 34 - CULTURAL SERVICES

2024-25

**Adopted by the
Board of
Supervisors**

**Detail by Revenue Category and
Expenditure Object**

**2022-23
Actual
2**

**2023-24
Actual ☒
Estimated ☐ Recommended
3**

**2024-25
Recommended
4**

52-SERVICES SUPPLIES (continued)

523710 - ANNUAL PUB/REF MANUALS	0	0	0	0
524300 - SMALL TOOLS/INSTRUMENTS	203	231	250	250
525000 - OVERHEAD	0	0	0	0
525119 - LIABILITY SELF-FUND INSURANCE	1,008	1,049	1,049	1,153
526370 - MUSEUM DISPLAY SUPPLIES	0	532	1,000	1,000
527400 - TRAVEL- IN COUNTY	0	0	0	0
527500 - TRAVEL- OUT OF COUNTY	0	0	2,000	2,000
527802 - ELECTRIC CHARGES	5,393	4,667	6,800	6,800
527803 - PROPANE/OTHR HEATING FUEL	4,848	3,025	5,400	5,400
527807 - WATER/SEWER CHARGES	1,390	1,398	1,850	1,850
Total 52 - SERVICES & SUPPLIES	15,728	14,209	24,249	24,353

53-OTHER CHARGES

533161 - ECON DEV & TOURISM	189	200	6,500	6,500
Total 53 - OTHER CHARGES	189	200	6,500	6,500
Total Expenditures and Appropriations	124,217	155,746	246,887	266,178
Net Cost	117,003	149,006	239,376	258,667

State Controller Schedule
County Budget Act

Plumas County
Financing Sources and Uses by Budget Unit by Object
Governmental Funds
Fiscal Year 2024-25

Schedule 9
Page 9.3

Fund: 0001 0001T TAYLORSVILLE SCH PRESER

Budget Unit: 20018 - TAYLRSVL SCH PRESER

Function: 01 - GENERAL GOVERNMENT

Activity: 10 - LEGISLATIVE & ADMIN

2024-25

Adopted by the
Board of
Supervisors

Detail by Revenue Category and Expenditure Object 1	2022-23 Actual 2	2023-24 Actual <input checked="" type="checkbox"/> Estimated <input type="checkbox"/> 3	2024-25 Recommended 4	5
43-USE OF MONEY PROPERTY				
43010 - INTEREST-INVESTED FUNDS	110	151	0	0
Total 43 - USE OF MONEY & PROPERTY	110	151	0	0
Total Revenue	110	151	0	0
52-SERVICES SUPPLIES				
521700 - MISC EXPENSES	0	0	0	0
521900 - PROFESSIONAL SVC	0	0	0	0
525000 - OVERHEAD	(2)	(25)	0	0
Total 52 - SERVICES & SUPPLIES	(2)	(25)	0	0
Total Expenditures and Appropriations	(2)	(25)	0	0
Net Cost	(112)	(176)	0	0

Tracey Ferguson, Director

The mission of the Planning Department and GIS (Geographic Information Systems) Division is to proactively facilitate the orderly development of land use on parcels in the unincorporated areas of Plumas County. The Department is a leader in government processes and procedures and provides quality customer service when administering planning regulations, zoning code standards, and General Plan goals and policies. By adhering to local, state and federal regulations, the Department safeguards the environment and enhances communities and the lives of its citizens – always with a commitment to honesty, respect, accountability, and efficiency.

The Planning Department provides citizens of unincorporated areas of Plumas County the guidance to develop property following land use standards and development regulation requirements of the Plumas County Code, Title 9, Planning and Zoning, and the goals and policies in the Plumas County 2035 General Plan.

The Planning Department staff organizes, directs, coordinates, and administers professional and fiscal functions and responds to inquiries by providing technical assistance support to the public, County staff, community organizations, and other outside local, regional, state, and federal agencies regarding County planning issues, land use entitlements, economic development initiatives, grants, permit applications and procedures, addressing, zoning, ordinances, resolutions, and 2021 wildfire recovery.

The Planning Department staff reviews building permits for planning consistency and zoning compliance and provides planning application project processing including environmental review pursuant to the California Environmental Quality Act (CEQA).

The Planning Department is continuously processing a variety of ministerial (approved by staff) and discretionary (approved by the Zoning Administrator or adopted by the Planning Commission to the Board of Supervisors for approval) planning applications.

Examples of ministerial permits include Lot Line Adjustments, Owner Initiated Mergers, Administrative Use Permits, Campground Permits, Site Development Reviews, and Zoning Clearance Certificates, and Sign Permits. Examples of discretionary permits include Ordinance Amendments, General Plan Amendments, Zone Changes, Special Use Permits, Tentative Maps, Permit to Mine – Reclamation Plans, Planned Development Permits, Site Development Permits, and Variances.

The Planning Department provides staffing support for the Planning Commission, Airport Land Use Commission, Zoning Administrator, Plumas County Coordinating Council, Plumas-Sierra Counties Continuum of Care (CoC) Advisory Board, Sierra Valley Groundwater Management District (SVGMD), Upper Feather River Integrated Regional Water Management Group (RWMG), Rock Creek-Cresta Project (FERC No. 1962) Ecological Resource Committee (ERC), Quincy Design Review Committee, Chester Design Review Committee, and Johnsville Design Review Committee, Housing & Land Use Committee (Quincy), Public Safety Communications Advisory Committee, Nuisance Abatement Committee, and Development Review Committee (DRC), and frequently appears before the Board of Supervisors.

A primary function of the Planning Department, on an annual basis, is to prepare the General Plan Annual Progress Report, with review and acceptance by the Planning Commission and Board of Supervisors, and submittal to the State Department of Housing and Community Development (HCD)

PLANNING

and the Governor's Office of Planning and Research (OPR) by April 1.

The Planning Department staff additionally oversees Williamson Act (California Land Conservation Act) contracts and Surface Mining and Reclamation Act (SMARA) mine permits and performs annual SMARA mining inspections and reports to the State Department of Conservation, Division of Mine Reclamation.

GIS (Geographic Information Systems) Division develops, maintains, and distributes spatial information to aid in the creation of public-facing interactive maps through the Plumas County GIS Map Portal and data analysis to support various County departments and their customers such as the Assessor's Office, Building Services, Engineering Department, Environmental Health Department, Planning Department, Elections, Public Works Department, and the Treasurer/Tax Collector. GIS is a computer system capable of holding and using data as a resource for mapping or performing land-based analysis. The data in GIS is created in what is called GIS 'layers.' Each layer represents a group of common information. Some examples of GIS layers used in Plumas County include planning area boundaries, parcels, roads, railroads, address points, general plan land use designations, planned development designations, primary zoning districts, combining zones, airport influence areas, special district boundaries, supervisorial districts, other political boundaries, voting precinct data, and much more.

CDBG GREENVILLE ECONOMIC DEVELOPMENT

State Controller Schedule
County Budget Act

Plumas County
Financing Sources and Uses by Budget Unit by Object
Governmental Funds
Fiscal Year 2024-25

Schedule 9
Page 9.261

Fund: 0059 CDBG ANNUAL ED

Budget Unit: 20595 - CDBG ANNUAL ED

Function: 02 - PUBLIC PROTECTION

Activity: 20 - PROTECTION INSPECTION

Detail by Revenue Category and Expenditure Object 1	2022-23 Actual 2	2023-24 Actual <input checked="" type="checkbox"/> Estimated <input type="checkbox"/> 3	2024-25 Recommended 4	2024-25 Adopted by the Board of Supervisors 5
43-USE OF MONEY PROPERTY				
43010 - INTEREST-INVESTED FUNDS	0	(689)	0	0
Total 43 - USE OF MONEY & PROPERTY	0	(689)	0	0
44-STATE FEDERAL AID				
44027 - STATE GRANT	(14,939)	19,184	243,555	242,728
44028 - STATE GRANT REVENUE	0	5,788	737,212	733,442
44029 - STATE GRANT REV	0	0	0	0
Total 44 - STATE & FEDERAL AID	(14,939)	24,972	980,767	976,170
Total Revenue	(14,939)	24,283	980,767	976,170
52-SERVICES SUPPLIES				
52190 - PROFESSIONAL SERVICES	0	0	942,500	937,436
Total 52 - SERVICES & SUPPLIES	0	0	942,500	937,436
58-TRANSFERS				
58000 - TRANSFER-OUT	0	10,033	37,967	38,045
Total 58 - TRANSFERS	0	10,033	37,967	38,045
Total Expenditures and Appropriations	0	10,033	980,467	975,481
Net Cost	14,939	(14,250)	(300)	(689)

Fund: 0001 GENERAL

Budget Unit: 20490 - PLANNING

Function: 02 - PUBLIC PROTECTION

Activity: 20 - PROTECTION INSPECTION

2024-25

Adopted by the
Board of
Supervisors

Detail by Revenue Category and Expenditure Object 1	2022-23 Actual 2	2023-24 Actual <input checked="" type="checkbox"/> Estimated <input type="checkbox"/> 3	2024-25 Recommended 4	5
41-LICENSES PERMITS				
41020 - CONSTRUCTION PERMITS	17,337	14,101	11,000	11,000
41030 - ZONING PERMITS	39,135	38,333	40,000	40,000
Total 41 - LICENSES & PERMITS	56,472	52,434	51,000	51,000
44-STATE FEDERAL AID				
44361 - STATE- SIERRA NV CONSRV	0	0	0	0
Total 44 - STATE & FEDERAL AID	0	0	0	0
45-CHARGES FOR SERVICES				
45220 - PLANNING EIR REPORTS	0	5,492	0	0
45308 - OUTSIDE SERVICE REIM.	912	879	1,000	1,000
45422 - PLANNING COPIES	0	76	100	100
Total 45 - CHARGES FOR SERVICES	912	6,447	1,100	1,100
46-OTHER REVENUE				
46251 - REIMBURSEMENTS/REFUNDS	495	4,959	6,074	6,074
46253 - REIMB - CO DISASTR RESPON	1,052	0	0	0
Total 46 - OTHER REVENUE	1,547	4,959	6,074	6,074
48-TRANSFER				
48000 - TRANSFER-IN	19,539	18,463	0	24,150
48001 - TRANSFER-IN1	0	0	0	0
48002 - TRANSFER-IN2	10,163	4,334	0	0
48003 - TRANSFER-IN3	7,702	13,263	0	6,967
48004 - TRANSFER-IN4	2,983	7,658	0	71,075
48005 - TRANSFER-IN5	0	0	12,366	12,366
48006 - TRANSFER-IN6	0	0	0	5,114
48007 - TSF-IN CRF REIMB	0	0	0	0
48089 - TSFR SB89 COVID19	0	0	0	0
48999 - TRANSFER FROM STR SUPPS	0	0	0	0
Total 48 - TRANSFER	40,387	43,718	12,366	119,672
Total Revenue	99,318	107,558	70,540	177,846
51-SALARIES BENEFITS				
51000 - REGULAR WAGES	222,760	205,764	276,837	431,205
51020 - OTHER WAGES	3,725	17,985	25,200	25,200
51060 - OVERTIME PAY	8,346	0	0	0
51070 - UNEMPLOYMENT INSURANCE	426	355	304	304
51080 - RETIREMENT	76,184	74,060	97,142	151,310
51081 - OPEB LIABILITY	10,464	10,626	10,464	10,464
51090 - GROUP INSURANCE	27,338	20,836	68,425	119,792
51100 - FICA/MEDICARE OASDI	17,657	16,958	21,178	32,987
51110 - COMPENSATION INSURANCE	717	1,998	1,998	3,012
51120 - CELL PHONE ALLOW	960	960	960	960
51150 - LIFE INSURANCE	334	334	334	775
51200 - PER DIEM	0	0	0	0
Total 51 - SALARIES & BENEFITS	368,911	349,876	502,842	776,009

Fund: 0001 GENERAL

Budget Unit: 20490 - PLANNING

Function: 02 - PUBLIC PROTECTION

Activity: 20 - PROTECTION INSPECTION

2024-25

**Adopted by the
Board of
Supervisors**

**Detail by Revenue Category and
Expenditure Object**

**2022-23
Actual
2**

**2023-24
Actual ☒
Estimated ☐ Recommended**

**2024-25
Recommended
4**

5

52-SERVICES SUPPLIES

520201 - PHONE - LAND LINE (S)	79	82	100	100
520210 - POSTAGE/SHIP, MAIL COST	0	17	400	400
520220 - PAPER/PAPER SUPPLIES	0	0	0	0
520221 - ENVELOPES	0	0	0	0
520227 - FOLDERS/FILES/BINDERS	0	0	0	0
520234 - PRINTER SUPPLIES	0	0	0	0
520250 - COPY MACHINE LEASE	4,450	3,833	3,200	3,200
520402 - CLEANING SUPPLIES	0	0	0	0
520419 - COVID PPE & CLEANING COST	0	0	0	0
520902 - VEHICLE MAINTENANCE	224	77	500	500
521103 - BATTERIES	0	0	0	0
521230 - OFFICE FURNITURE/EQUIP	0	193	0	0
521600 - MEMBERSHIPS/ANNUAL DUES	888	1,019	1,812	1,812
521750 - FITNESS & WELLNESS	0	0	0	0
521800 - OFFICE EXPENSE	2,996	2,718	3,000	3,000
521801 - Office Water	0	0	100	100
521804 - DVD'S/DISKETTES	0	0	0	0
521846 - LABELS	0	0	0	0
521900 - PROFESSIONAL SVC	11,998	46,430	220,000	220,000
521919 - PROF SVCS - SB89 COVID	0	0	0	0
523700 - PUBLICATIONS-LEGAL NOTICE	0	0	3,000	3,000
523710 - ANNUAL PUB/REF MANUALS	212	0	300	300
524520 - PERMIT REFUNDS	315	258	500	500
525000 - OVERHEAD	0	0	0	0
525119 - LIABILITY SELF-FUND INSURANCE	3,233	3,689	3,689	4,098
527380 - NON EMPLOYEE TRAVEL	1,417	261	1,250	1,250
527400 - TRAVEL- IN COUNTY	162	336	400	400
527500 - TRAVEL- OUT OF COUNTY	2,883	3,195	4,000	4,000
529851 - COMPUTER HARDWARE/SUPPL	0	0	100	100

Total 52 - SERVICES & SUPPLIES 28,857 62,108 242,351 242,760

Total Expenditures and Appropriations 397,768 411,984 745,193 1,018,769

Net Cost 298,450 304,426 674,653 840,923

CDBG CARES ACT CV-2-3

State Controller Schedule
County Budget Act

Plumas County
Financing Sources and Uses by Budget Unit by Object
Governmental Funds
Fiscal Year 2024-25

Schedule 9
Page 9.260

Fund: 0058 CDBG CARES ACT CV-2-3

Budget Unit: 20585 - CDBG CARES ACT CV-2-3

Function: 01 - GENERAL GOVERNMENT

Activity: 00 - UNDEFINED

Detail by Revenue Category and Expenditure Object 1	2022-23 Actual 2	2023-24 Actual <input checked="" type="checkbox"/> Estimated <input type="checkbox"/> Recommended <input type="checkbox"/>		2024-25 Adopted by the Board of Supervisors 5
		3	4	
43-USE OF MONEY PROPERTY				
43010 - INTEREST-INVESTED FUNDS	0	(1,855)	0	0
Total 43 - USE OF MONEY & PROPERTY	0	(1,855)	0	0
44-STATE FEDERAL AID				
44027 - STATE GRANT	2,043	105,240	16,717	30,794
44028 - STATE GRANT REVENUE	16,154	328,982	152,729	170,104
Total 44 - STATE & FEDERAL AID	18,197	434,222	169,446	200,898
Total Revenue	18,197	432,367	169,446	200,898
52-SERVICES SUPPLIES				
52190 - PROFESSIONAL SERVICES	65,624	364,946	160,296	176,748
Total 52 - SERVICES & SUPPLIES	65,624	364,946	160,296	176,748
58-TRANSFERS				
58000 - TRANSFER-OUT	0	0	0	24,150
Total 58 - TRANSFERS	0	0	0	24,150
Total Expenditures and Appropriations	65,624	364,946	160,296	200,898
Net Cost	47,427	(67,421)	(9,150)	0

HOUSING AND COMMUNITY DEVELOPMENT SB2

State Controller Schedule
County Budget Act

Plumas County
Financing Sources and Uses by Budget Unit by Object
Governmental Funds
Fiscal Year 2024-25

Schedule 9
Page 9.246

Fund: 0050 PLAN GRANT - SB2

Budget Unit: 20495 - PLAN - HCD SB2

Function: 02 - PUBLIC PROTECTION

Activity: 20 - PROTECTION INSPECTION

Detail by Revenue Category and Expenditure Object 1	2022-23 Actual 2	2023-24 Actual <input checked="" type="checkbox"/> Estimated <input type="checkbox"/> Recommended <input type="checkbox"/>		2024-25 Adopted by the Board of Supervisors 5
		3	4	
43-USE OF MONEY PROPERTY				
43010 - INTEREST-INVESTED FUNDS	0	(143)	0	0
Total 43 - USE OF MONEY & PROPERTY	0	(143)	0	0
44-STATE FEDERAL AID				
44027 - STATE GRANT	0	160,000	0	0
44028 - STATE GRANT REVENUE	0	0	65,000	65,000
44029 - STATE GRANT REV	0	0	121,517	121,517
Total 44 - STATE & FEDERAL AID	0	160,000	186,517	186,517
Total Revenue	0	159,857	186,517	186,517
52-SERVICES SUPPLIES				
52190 - PROFESSIONAL SERVICES	43,040	101,460	0	0
521900 - PROFESSIONAL SVC	0	0	115,442	115,442
Total 52 - SERVICES & SUPPLIES	43,040	101,460	115,442	115,442
58-TRANSFERS				
58000 - TRANSFER-OUT	3,661	9,148	0	0
580001 - TRANSFER	0	0	65,000	65,000
580002 - TRANSFER	0	0	6,075	6,075
Total 58 - TRANSFERS	3,661	9,148	71,075	71,075
Total Expenditures and Appropriations	46,701	110,608	186,517	186,517
Net Cost	46,701	(49,249)	0	0

PLANNING COMMISSION

State Controller Schedule
County Budget Act

Plumas County
Financing Sources and Uses by Budget Unit by Object
Governmental Funds
Fiscal Year 2024-25

Schedule 9
Page 9.46

Fund: 0001 GENERAL

Budget Unit: 20423 - PLANNING COMMISSION

Function: 01 - GENERAL GOVERNMENT

Activity: 16 - OTHER GENERAL

2024-25

Adopted by the
Board of
Supervisors

Detail by Revenue Category and Expenditure Object 1	2022-23 Actual 2	2023-24 Actual <input checked="" type="checkbox"/> Estimated <input type="checkbox"/> 3	2024-25 Recommended 4	5
44-STATE FEDERAL AID				
44290 - STATE-OTHER	0	0	0	0
Total 44 - STATE & FEDERAL AID	0	0	0	0
Total Revenue	0	0	0	0
52-SERVICES SUPPLIES				
520210 - POSTAGE/SHIP, MAIL COST	0	0	100	100
520220 - PAPER/PAPER SUPPLIES	0	0	0	0
520234 - PRINTER SUPPLIES	0	0	0	0
520250 - COPY MACHINE LEASE	604	452	500	500
520419 - COVID PPE & CLEANING COST	0	0	0	0
521600 - MEMBERSHIPS/ANNUAL DUES	0	571	571	571
521800 - OFFICE EXPENSE	114	56	200	200
521900 - PROFESSIONAL SVC	0	0	300,000	300,000
522200 - NON-CO EMP PER-DIEM	5,200	3,300	12,000	12,000
523700 - PUBLICATIONS-LEGAL NOTICE	0	0	1,200	1,200
523710 - ANNUAL PUB/REF MANUALS	238	238	238	238
524200 - RENTS/LEASES STRUCTURES	0	0	0	0
525000 - OVERHEAD	0	0	0	0
527380 - NON EMPLOYEE TRAVEL	1,696	1,091	4,062	4,062
527500 - TRAVEL- OUT OF COUNTY	1,892	1,025	2,000	2,000
Total 52 - SERVICES & SUPPLIES	9,744	6,733	320,871	320,871
Total Expenditures and Appropriations	9,744	6,733	320,871	320,871
Net Cost	9,744	6,733	320,871	320,871

INTEGRATED REGIONAL WATER MANAGEMENT

State Controller Schedule
County Budget Act

Plumas County
Financing Sources and Uses by Budget Unit by Object
Governmental Funds
Fiscal Year 2024-25

Schedule 9
Page 9.244

Fund: 0048 Plan Prop 1 IRWM

Budget Unit: 20498 - Planning - IRWM

Function: 02 - PUBLIC PROTECTION

Activity: 20 - PROTECTION INSPECTION

Detail by Revenue Category and Expenditure Object 1	2022-23 Actual 2	2023-24 Actual <input checked="" type="checkbox"/> Estimated <input type="checkbox"/> 3	2024-25 Recommended 4	2024-25 Adopted by the Board of Supervisors 5
43-USE OF MONEY PROPERTY				
43010 - INTEREST-INVESTED FUNDS	6,083	5,956	0	0
43998 - UNREALIZED GAINS/LOSSES	3,595	0	0	0
Total 43 - USE OF MONEY & PROPERTY	9,678	5,956	0	0
44-STATE FEDERAL AID				
44027 - STATE GRANT	7,345	834,505	14,758	120,137
Total 44 - STATE & FEDERAL AID	7,345	834,505	14,758	120,137
48-TRANSFER				
48000 - TRANSFER-IN	0	0	0	0
Total 48 - TRANSFER	0	0	0	0
Total Revenue	17,023	840,461	14,758	120,137
52-SERVICES SUPPLIES				
52190 - PROFESSIONAL SERVICES	277,518	936,823	8,837	115,923
Total 52 - SERVICES & SUPPLIES	277,518	936,823	8,837	115,923
58-TRANSFERS				
58000 - TRANSFER-OUT	7,702	13,263	5,921	6,967
Total 58 - TRANSFERS	7,702	13,263	5,921	6,967
Total Expenditures and Appropriations	285,220	950,086	14,758	122,890
Net Cost	268,197	109,625	0	2,753

Fund: 0001 GENERAL

Budget Unit: 20510 - GIS

Function: 01 - GENERAL GOVERNMENT

Activity: 16 - OTHER GENERAL

2024-25

Adopted by the
Board of
Supervisors

Detail by Revenue Category and Expenditure Object 1	2022-23 Actual 2	2023-24 Actual <input checked="" type="checkbox"/> Estimated <input type="checkbox"/> 3	2024-25 Recommended 4	5
41-LICENSES PERMITS				
41020 - CONSTRUCTION PERMITS	12,747	10,934	10,000	10,000
Total 41 - LICENSES & PERMITS	12,747	10,934	10,000	10,000
45-CHARGES FOR SERVICES				
45074 - MISC FEES	93	169	200	200
45720 - RECORDER MAP FEE	0	0	200	200
Total 45 - CHARGES FOR SERVICES	93	169	400	400
46-OTHER REVENUE				
46070 - CNTRB FR OTHR AGENCY	0	0	0	0
46253 - REIMB - CO DISASTR RESPON	0	0	0	0
Total 46 - OTHER REVENUE	0	0	0	0
48-TRANSFER				
48000 - TRANSFER-IN	4,001	0	0	0
48001 - TRANSFER-IN1	0	0	0	0
48002 - TRANSFER-IN2	0	0	0	0
48005 - TRANSFER-IN5	0	0	6,522	6,522
48007 - TSF-IN CRF REIMB	0	0	0	0
48100 - TRF IN DIASTER	0	0	0	0
Total 48 - TRANSFER	4,001	0	6,522	6,522
Total Revenue	16,841	11,103	16,922	16,922
51-SALARIES BENEFITS				
51000 - REGULAR WAGES	94,740	102,835	113,119	103,685
51060 - OVERTIME PAY	0	0	0	0
51070 - UNEMPLOYMENT INSURANCE	126	108	99	99
51080 - RETIREMENT	23,964	25,059	39,693	36,383
51081 - OPEB LIABILITY	2,616	2,657	2,616	2,616
51090 - GROUP INSURANCE	19,931	17,863	22,138	25,792
51100 - FICA/MEDICARE OASDI	6,700	7,627	8,654	7,932
51110 - COMPENSATION INSURANCE	206	13,691	13,691	12,142
51150 - LIFE INSURANCE	0	0	0	148
Total 51 - SALARIES & BENEFITS	148,283	169,840	200,010	188,797
52-SERVICES SUPPLIES				
520201 - PHONE - LAND LINE (S)	18	17	20	20
520210 - POSTAGE/SHIP, MAIL COST	0	5	10	10
520220 - PAPER/PAPER SUPPLIES	0	0	0	0
520221 - ENVELOPES	0	0	0	0
520227 - FOLDERS/FILES/BINDERS	0	0	0	0
520234 - PRINTER SUPPLIES	0	0	0	0
520250 - COPY MACHINE LEASE	8	10	10	10
520411 - ANN SOFTWARE FEE/MAINT	4,183	0	4,183	4,183
520419 - COVID PPE & CLEANING COST	0	0	0	0
521800 - OFFICE EXPENSE	1,921	1,020	3,000	3,000
521801 - Office Water	0	0	0	0

Fund: 0001 GENERAL**Budget Unit: 20510 - GIS****Function: 01 - GENERAL GOVERNMENT****Activity: 16 - OTHER GENERAL****2024-25****Adopted by the
Board of
Supervisors****Detail by Revenue Category and
Expenditure Object****2022-23
Actual****2023-24
Actual ☒
Estimated ☐****2024-25
Recommended****5**

1	2	3	4	5
52-SERVICES SUPPLIES (continued)				
521804 - DVD'S/DISKETTES	0	0	0	0
521846 - LABELS	0	0	0	0
525000 - OVERHEAD	0	0	0	0
525119 - LIABILITY SELF-FUND INSURANCE	953	1,119	1,119	1,338
527400 - TRAVEL- IN COUNTY	0	0	0	0
527500 - TRAVEL- OUT OF COUNTY	0	0	0	0
529851 - COMPUTER HARDWARE/SUPPL	0	0	0	0
Total 52 - SERVICES & SUPPLIES	7,083	2,171	8,342	8,561
54-FIXED ASSETS				
542600 - EQUIPMENT	7,500	0	0	0
Total 54 - FIXED ASSETS	7,500	0	0	0
Total Expenditures and Appropriations	162,866	172,011	208,352	197,358
Net Cost	146,025	160,908	191,430	180,436

HOMELESS HHAP

State Controller Schedule
County Budget Act

Plumas County
Financing Sources and Uses by Budget Unit by Object
Governmental Funds
Fiscal Year 2024-25

Schedule 9
Page 9.247

Fund: 0052 PLAN - HHAP GRANT

Budget Unit: 20492 - PLANNING-HOMELESS HHAP

Function: 02 - PUBLIC PROTECTION

Activity: 20 - PROTECTION INSPECTION

Detail by Revenue Category and Expenditure Object 1	2022-23 Actual 2	2023-24 Actual <input checked="" type="checkbox"/> Estimated <input type="checkbox"/> Recommended <input type="checkbox"/>		2024-25 Adopted by the Board of Supervisors 5
		3	4	
43-USE OF MONEY PROPERTY				
43010 - INTEREST-INVESTED FUNDS	1,663	2,292	0	0
43998 - UNREALIZED GAINS/LOSSES	644	0	0	0
Total 43 - USE OF MONEY & PROPERTY	2,307	2,292	0	0
44-STATE FEDERAL AID				
44027 - STATE GRANT	0	0	0	0
44028 - STATE GRANT REVENUE	0	0	0	0
Total 44 - STATE & FEDERAL AID	0	0	0	0
Total Revenue	2,307	2,292	0	0
52-SERVICES SUPPLIES				
52190 - PROFESSIONAL SERVICES	0	0	46,692	46,692
521902 - PROFESSIONAL SVC - GRANT	0	0	21,345	21,345
Total 52 - SERVICES & SUPPLIES	0	0	68,037	68,037
58-TRANSFERS				
58000 - TRANSFER-OUT	0	0	0	3,510
580002 - TRANSFER	0	0	0	1,604
Total 58 - TRANSFERS	0	0	0	5,114
Total Expenditures and Appropriations	0	0	68,037	73,151
Net Cost	(2,307)	(2,292)	68,037	73,151

DEPT. OF WATER RESOURCES SUSTAIN. GROUNDWATER

State Controller Schedule
County Budget Act

Plumas County
Financing Sources and Uses by Budget Unit by Object
Governmental Funds
Fiscal Year 2024-25

Schedule 9
Page 9.245

Fund: 0049 PLAN GRANT-DWR/SGM

Budget Unit: 20491 - PLANNING DWR/SGM

Function: 02 - PUBLIC PROTECTION

Activity: 20 - PROTECTION INSPECTION

Detail by Revenue Category and Expenditure Object 1	2022-23 Actual 2	2023-24 Actual <input checked="" type="checkbox"/> Estimated <input type="checkbox"/> Recommended <input type="checkbox"/>		2024-25 Adopted by the Board of Supervisors 5
		3	4	
43-USE OF MONEY PROPERTY				
43010 - INTEREST-INVESTED FUNDS	48	5	0	0
43998 - UNREALIZED GAINS/LOSSES	1	0	0	0
Total 43 - USE OF MONEY & PROPERTY	49	5	0	0
44-STATE FEDERAL AID				
44027 - STATE GRANT	10,163	4,334	0	0
Total 44 - STATE & FEDERAL AID	10,163	4,334	0	0
48-TRANSFER				
48000 - TRANSFER-IN	0	0	0	0
Total 48 - TRANSFER	0	0	0	0
Total Revenue	10,212	4,339	0	0
52-SERVICES SUPPLIES				
521900 - PROFESSIONAL SVC	0	0	0	0
Total 52 - SERVICES & SUPPLIES	0	0	0	0
58-TRANSFERS				
58000 - TRANSFER-OUT	10,163	4,334	0	0
Total 58 - TRANSFERS	10,163	4,334	0	0
Total Expenditures and Appropriations	10,163	4,334	0	0
Net Cost	(49)	(5)	0	0

Keevin Allred, Director

The Plumas County Probation Department is committed to protecting the community and minimizing the impact of crimes by providing high-quality professional services to the courts, offenders, and victims.

The Probation Department is primarily guided by statutory mandates and court orders. Probation is fundamentally the primary alternative to incarceration. Probation Officers are sworn officers tasked with supervising defendants placed on formal probation with court-ordered conditions.

In the juvenile arena, the Probation Department's functions also include prevention services intended to deter youth from the juvenile justice system. Balancing accountability with the opportunity for clients to receive rehabilitative services and redirect their lives is a focal point, as these opportunities, when taken advantage of, can have a lasting impact on public safety.

The Probation Department collaborates with other local, state, and federal agencies and community-based organizations to accomplish our mission. Our primary services include supervision, court services, pretrial services, Collaborative Offender Reentry Program, as well as youth programs including diversion, informal probation supervision, wardship supervision, parenting classes, and foster care placement.

PROBATION

State Controller Schedule
County Budget Act

Plumas County
Financing Sources and Uses by Budget Unit by Object
Governmental Funds
Fiscal Year 2024-25

Schedule 9
Page 9.40

Fund: 0001 GENERAL

Budget Unit: 20400 - PROBATION

Function: 02 - PUBLIC PROTECTION

Activity: 19 - DETENTION & CORRECTION

2024-25

Adopted by the
Board of
Supervisors

Detail by Revenue Category and Expenditure Object 1	2022-23 Actual 2	2023-24 Actual <input checked="" type="checkbox"/> Estimated <input type="checkbox"/> 3	2024-25 Recommended 4	5
44-STATE FEDERAL AID				
44011 - STATE- IV PROB	0	0	0	0
44070 - STATE-REBATE RESTIT.FINE	2,085	3,146	4,000	4,000
44070P - ST REBATE RESTIT	0	0	0	0
44079 - STATE- CORR AB109	0	0	0	0
44281 - STATE-STC JAIL TRAINING	6,636	3,955	6,952	6,952
44282 - STATE-STC MENTAL HLTH TRNG	0	0	0	0
44409 - FED. - PROBATION	0	0	0	0
44409P - FEDERAL - PROB	0	0	0	0
44413 - FED TITLE IV-E PROB.	5,490	9,171	32,000	32,000
Total 44 - STATE & FEDERAL AID	14,211	16,272	42,952	42,952
45-CHARGES FOR SERVICES				
45138 - RESTITUTION	0	0	0	0
45170 - INSTITUTIONAL CARE	0	0	0	0
45171 - JUVENILE ELECTRONIC MONT.	0	0	0	0
45173 - CARE & MAIN. JUVENILE	324	250	1,000	1,000
45200 - OTHR SVC OR SVC TO CRTS	0	0	0	0
45200P - REIMB DRUG CT	0	0	0	0
45213 - SEALING RECORDS FEE	0	0	0	0
45326 - RECORD REDUCTION FEE	0	0	0	0
45350 - SUPERVISION FEE/PROB.	20,104	19,442	19,442	19,442
45353 - PROB RPRT PREP FEE/FELONY	1,164	0	4,000	4,000
45421 - TESTING FEES - PROB & SO	0	0	0	0
45427 - PROB.-DIVERSION	2,369	1,142	1,000	1,000
Total 45 - CHARGES FOR SERVICES	23,961	20,834	25,442	25,442
46-OTHER REVENUE				
46030 - PROB / RESTIT COLLECT FEE	0	0	0	0
46251 - REIMBURSEMENTS/REFUNDS	3,698	8,015	3,500	3,500
46251P - REIMB/REFUNDS/PRIOR	0	0	0	0
46253 - REIMB - CO DISASTR RESPON	1,918	0	0	0
Total 46 - OTHER REVENUE	5,616	8,015	3,500	3,500
48-TRANSFER				
48000 - TRANSFER-IN	132,193	100,218	159,524	159,524
480000 - TRANSFER	119,677	150,673	100,000	100,000
48001 - TRANSFER-IN1	38,549	39,201	54,165	54,165
48002 - TRANSFER-IN2	53,014	62,102	89,340	89,340
48003 - TRANSFER-IN3	129,924	163,901	406,554	406,554
48005 - TRANSFER-IN5	0	0	14,036	14,036
48007 - TSF-IN CRF REIMB	0	0	0	0
48079 - TRN-CCPIF AB109	0	0	0	0
48100 - TRF IN DIASTER	0	0	0	0
48710 - TRN-PROB JJA JUV RNTY	0	0	0	0
48718 - TRN-PRB/SO/DA COPS JV JST	0	0	0	0

PROBATION

State Controller Schedule
County Budget Act

Plumas County
Financing Sources and Uses by Budget Unit by Object
Governmental Funds
Fiscal Year 2024-25

Schedule 9
Page 9.41

Fund: 0001 GENERAL

Budget Unit: 20400 - PROBATION

Function: 02 - PUBLIC PROTECTION

Activity: 19 - DETENTION & CORRECTION

2024-25

Adopted by the
Board of
Supervisors

Detail by Revenue Category and
Expenditure Object

2022-23
Actual
2

2023-24
Actual ☒
Estimated ☐
3

2024-25
Recommended
4

48-TRANSFER (continued)

Total 48 - TRANSFER	473,357	516,095	823,619	823,619
Total Revenue	517,145	561,216	895,513	895,513

48-TRANSFER

48719 - TRN-PRB TITLE IV RLGN	0	0	0	0
Total 48 - TRANSFER	0	0	0	0

51-SALARIES BENEFITS

51000 - REGULAR WAGES	598,394	557,788	760,397	839,574
51020 - OTHER WAGES	4,813	37,810	40,000	40,000
51040 - HOLIDAY PAY	0	0	0	0
51060 - OVERTIME PAY	28,063	30,805	40,000	40,000
51070 - UNEMPLOYMENT INSURANCE	3,507	1,979	1,063	1,063
51080 - RETIREMENT	196,952	183,122	266,823	294,607
51081 - OPEB LIABILITY	40,427	38,638	38,049	38,049
51090 - GROUP INSURANCE	121,925	88,212	249,841	251,606
51100 - FICA/MEDICARE OASDI	47,648	48,273	58,170	64,227
51110 - COMPENSATION INSURANCE	(4,815)	7,035	26,257	8,105
51120 - CELL PHONE ALLOW	0	0	0	0
51121 - BOOT ALLOWANCE	0	0	0	0
51128 - BILINGUAL ALLOWANCE	0	0	0	0
51150 - LIFE INSURANCE	340	334	334	1,972
Total 51 - SALARIES & BENEFITS	1,037,254	993,996	1,480,934	1,579,203

52-SERVICES SUPPLIES

520103 - HATS/CAPS	0	0	0	0
520104 - SHIRTS/T'S/SWEATS	500	437	500	500
520200 - COMMUNICATIONS	0	0	0	0
520201 - PHONE - LAND LINE (S)	225	203	500	500
520202 - CELL PHONE SERVICE	0	0	0	0
520205 - PAGER SERVICE	0	0	0	0
520210 - POSTAGE/SHIP, MAIL COST	127	18	550	550
520220 - PAPER/PAPER SUPPLIES	0	0	0	0
520221 - ENVELOPES	0	0	0	0
520227 - FOLDERS/FILES/BINDERS	0	0	0	0
520230 - COPY CHARGES	0	0	250	250
520233 - PRINTING SVC/CHRGs	0	222	800	800
520250 - COPY MACHINE LEASE	3,496	3,397	5,000	5,000
520300 - FOOD	0	0	0	0
520407 - REFUSE DISPOSAL	0	0	0	0
520410 - SOFTWARE LICENSE	2,000	2,581	2,000	3,000
520419 - COVID PPE & CLEANING COST	0	107	168	168
520901 - OFFICE EQUIP MAINTENANCE	0	0	0	0
520902 - VEHICLE MAINTENANCE	2,000	405	2,000	2,000
520940 - SAFETY EQUIPMENT/EXPENSES	0	0	0	0

PROBATION

State Controller Schedule
County Budget Act

Plumas County
Financing Sources and Uses by Budget Unit by Object
Governmental Funds
Fiscal Year 2024-25

Schedule 9
Page 9.42

Fund: 0001 GENERAL

Budget Unit: 20400 - PROBATION

Function: 02 - PUBLIC PROTECTION

Activity: 19 - DETENTION & CORRECTION

2024-25

**Adopted by the
Board of
Supervisors**

Detail by Revenue Category and Expenditure Object 1	2022-23 Actual 2	2023-24 Actual <input checked="" type="checkbox"/> Estimated <input type="checkbox"/> 3	2024-25 Recommended 4	5
52-SERVICES SUPPLIES (continued)				
521100 - BADGES	73	0	500	500
521107 - PRE-EMPLOYMENT COSTS	1,862	112	3,000	3,000
521231 - COMPUTERS<1500.00	0	0	0	0
521300 - MAINT. BUILDINGS & GROUND	0	0	0	0
521600 - MEMBERSHIPS/ANNUAL DUES	1,135	1,204	1,350	1,500
521750 - FITNESS & WELLNESS	0	0	0	0
521800 - OFFICE EXPENSE	1,354	1,909	2,700	2,700
521900 - PROFESSIONAL SVC	304	461	500	500
521986 - SECURITY	7,967	8,569	9,000	9,000
523670 - REF MANUAL/LAW, CODE BOOKS	409	200	900	900
523710 - ANNUAL PUB/REF MANUALS	0	0	0	0
524207 - STORAGE SPACE RENT	0	0	0	0
524220 - BULLET PROOF VESTS	0	0	0	0
524312 - CHAIRS/SEATING OFC FURN.	0	0	0	5,000
524400 - SPECIAL DEPARTMENT EXPENSE	0	0	5,000	5,000
524410 - NON-EMPLOYEE INCENTIVE	0	0	0	0
524490 - CLOTHING-NON EMPLOYEE	0	0	0	0
524803 - DRUG TESTING	6,178	9,943	6,300	9,800
524804 - DRUG TESTING SUPPLIES	1,114	4,144	1,300	4,800
524870 - TEST -EMPLEE MED/IMMUN	0	0	0	0
525000 - OVERHEAD	0	0	0	0
525119 - LIABILITY SELF-FUND INSURANCE	11,587	9,246	9,246	10,428
527000 - TRAINING	2,260	3,000	3,000	3,000
52701 - TRAING PROBA STC MH	0	0	0	0
527390 - JUVENILE JUSTICE OOMM EXP	0	0	0	0
527400 - TRAVEL- IN COUNTY	0	289	2,000	2,000
527430 - TRAVEL - TRANSPORT	0	0	0	0
527500 - TRAVEL- OUT OF COUNTY	2,958	4,389	11,764	11,764
527501 - TRAVEL - JUVENILE VISITS	0	0	0	0
527503 - TRAVEL - NEW EMP TRAINING	0	0	0	0
527750 - IN CNTY HOSTING	23	0	700	700
527802 - ELECTRIC CHARGES	0	0	0	0
527803 - PROPANE/OTHR HEATING FUEL	0	0	0	0
527807 - WATER/SEWER CHARGES	0	0	0	0
529921 - FINGER PRINTING	96	0	240	240
Total 52 - SERVICES & SUPPLIES	45,668	50,836	69,268	83,600
53-OTHER CHARGES				
530100 - SUPPORT - CARE OF PERSONS	0	0	0	0
530440 - SUPPORT -PROB	0	15,925	10,000	20,000
531200 - SUPPORT JUVENILE WARDS	0	0	0	0
533210 - PAY BACK STATE-A&D GRNT	0	0	0	0
Total 53 - OTHER CHARGES	0	15,925	10,000	20,000

State Controller Schedule
County Budget Act

Plumas County
Financing Sources and Uses by Budget Unit by Object
Governmental Funds
Fiscal Year 2024-25

Schedule 9
Page 9.43

Fund: 0001 GENERAL

Budget Unit: 20400 - PROBATION

Function: 02 - PUBLIC PROTECTION

Activity: 19 - DETENTION & CORRECTION

Detail by Revenue Category and Expenditure Object 1	2022-23 Actual 2	2023-24 Actual <input checked="" type="checkbox"/> Estimated <input type="checkbox"/> Recommended <input type="checkbox"/>		2024-25 Adopted by the Board of Supervisors 5
		3	4	
54-FIXED ASSETS				
540412 - SOFTWARE	0	0	0	0
541500 - VEHICLE	0	0	0	0
Total 54 - FIXED ASSETS	0	0	0	0
58-TRANSFERS				
58000 - TRANSFER-OUT	0	0	0	0
580000 - TRANSFER	4,582	928	3,100	3,100
Total 58 - TRANSFERS	4,582	928	3,100	3,100
Total Expenditures and Appropriations	1,087,504	1,061,685	1,563,302	1,685,903
Net Cost	570,359	500,469	667,789	790,390

COMMUNITY RISK REDUCTION AB109

State Controller Schedule
County Budget Act

Plumas County
Financing Sources and Uses by Budget Unit by Object
Governmental Funds
Fiscal Year 2024-25

Schedule 9
Page 9.223

Fund: 0025 COUNTY LOCAL REV AB109

Budget Unit: 20895 - CCPIF - COMM CRR AB109

Function: 02 - PUBLIC PROTECTION

Activity: 26 - ADMINISTRATION

Detail by Revenue Category and Expenditure Object 1	2022-23 Actual 2	2023-24 Actual <input checked="" type="checkbox"/> Estimated <input type="checkbox"/> Recommended <input type="checkbox"/>		2024-25 Adopted by the Board of Supervisors 5
		3	4	
43-USE OF MONEY PROPERTY				
43010 - INTEREST-INVESTED FUNDS	0	0	0	0
43998 - UNREALIZED GAINS/LOSSES	4,947	0	0	0
Total 43 - USE OF MONEY & PROPERTY	4,947	0	0	0
44-STATE FEDERAL AID				
44079 - STATE- CORR AB109	0	0	0	0
44079A - TRN-SO LOCAL COMM CORR	1,180,672	1,182,414	1,243,026	1,243,026
44143 - ST. AID REALIGN BACKFILL	0	0	0	0
Total 44 - STATE & FEDERAL AID	1,180,672	1,182,414	1,243,026	1,243,026
48-TRANSFER				
48143 - TSFR-CARES REALIGN BACKFILL	0	0	0	0
Total 48 - TRANSFER	0	0	0	0
Total Revenue	1,185,619	1,182,414	1,243,026	1,243,026
58-TRANSFERS				
58000 - TRANSFER-OUT	0	0	0	0
58071D - ST-SO LOCAL COMM CORR	0	0	0	0
58079A - TRN-PROB YTH OFFDR BGSA	1,014,927	846,324	1,295,412	1,295,412
58079B - TRN OUT-CCPIF AB109	0	0	0	0
Total 58 - TRANSFERS	1,014,927	846,324	1,295,412	1,295,412
Total Expenditures and Appropriations	1,014,927	846,324	1,295,412	1,295,412
Net Cost	(170,692)	(336,090)	52,386	52,386

SB678 - ADULT HIGH RISK

State Controller Schedule
County Budget Act

Plumas County
Financing Sources and Uses by Budget Unit by Object
Governmental Funds
Fiscal Year 2024-25

Schedule 9
Page 9.236

Fund: 0046 0046R PROB-ADULT HIGH RISK

Budget Unit: 20409 - PROB-ADULT HIGH RISK

Function: 02 - PUBLIC PROTECTION

Activity: 19 - DETENTION & CORRECTION

Detail by Revenue Category and Expenditure Object 1	2022-23 Actual 2	2023-24 Actual <input checked="" type="checkbox"/> Estimated <input type="checkbox"/> 3	2024-25 Recommended 4	2024-25 Adopted by the Board of Supervisors 5
43-USE OF MONEY PROPERTY				
43010 - INTEREST-INVESTED FUNDS	22,792	31,621	3,456	3,456
Total 43 - USE OF MONEY & PROPERTY	22,792	31,621	3,456	3,456
44-STATE FEDERAL AID				
44009 - STATE- SB678 PROB	442,681	332,011	200,000	418,334
44009P - STATE SB678 PROB	0	0	0	0
44290 - STATE-OTHER	10,250	10,250	0	0
Total 44 - STATE & FEDERAL AID	452,931	342,261	200,000	418,334
46-OTHER REVENUE				
46251 - REIMBURSEMENTS/REFUNDS	0	0	0	0
Total 46 - OTHER REVENUE	0	0	0	0
Total Revenue	475,723	373,882	203,456	421,790
51-SALARIES BENEFITS				
51000 - REGULAR WAGES	0	0	0	0
51020 - OTHER WAGES	0	0	0	0
51060 - OVERTIME PAY	0	0	0	0
51070 - UNEMPLOYMENT INSURANCE	59	36	17	17
51080 - RETIREMENT	0	0	0	0
51081 - OPEB LIABILITY	0	0	0	0
51090 - GROUP INSURANCE	0	0	0	0
51100 - FICA/MEDICARE OASDI	0	0	0	0
51110 - COMPENSATION INSURANCE	(121)	19,280	0	0
51120 - CELL PHONE ALLOW	0	0	0	0
Total 51 - SALARIES & BENEFITS	(62)	19,316	17	17
52-SERVICES SUPPLIES				
520104 - SHIRTS/T'S/SWEATS	1,000	0	1,000	1,000
520201 - PHONE - LAND LINE (S)	225	203	500	500
520202 - CELL PHONE SERVICE	3,278	2,703	4,500	4,500
520210 - POSTAGE/SHIP, MAIL COST	106	136	500	500
520220 - PAPER/PAPER SUPPLIES	0	0	0	0
520233 - PRINTING SVC/CHRGs	0	0	200	200
520410 - SOFTWARE LICENSE	4,755	6,593	10,000	10,000
520902 - VEHICLE MAINTENANCE	7,317	7,053	10,500	10,500
520940 - SAFETY EQUIPMENT/EXPENSES	429	0	4,000	4,000
521107 - PRE-EMPLOYMENT COSTS	6,500	0	6,500	6,500
521231 - COMPUTERS<1500.00	580	1,405	3,000	3,000
521800 - OFFICE EXPENSE	1,029	965	5,000	5,000
521801 - Office Water	0	0	1,000	1,000
521900 - PROFESSIONAL SVC	46,373	100,064	175,000	175,000
521904 - ELECTRONIC MONITORING	16,765	20,403	20,000	24,000
523710 - ANNUAL PUB/REF MANUALS	197	200	500	500
524220 - BULLET PROOF VESTS	844	0	2,400	2,400
524400 - SPECIAL DEPARTMENT EXPENSE	336	0	25,000	25,000

SB678 - ADULT HIGH RISK

State Controller Schedule
County Budget Act

Plumas County
Financing Sources and Uses by Budget Unit by Object
Governmental Funds
Fiscal Year 2024-25

Schedule 9
Page 9.237

Fund: 0046 0046R PROB-ADULT HIGH RISK

Budget Unit: 20409 - PROB-ADULT HIGH RISK

Function: 02 - PUBLIC PROTECTION

Activity: 19 - DETENTION & CORRECTION

Activity: 19 - DETENTION & CORRECTION				2024-25
Detail by Revenue Category and Expenditure Object 1	2022-23	2023-24	2024-25	Adopted by the Board of Supervisors 5
	Actual 2	Actual <input checked="" type="checkbox"/> Estimated <input type="checkbox"/> 3	Recommended 4	
52-SERVICES SUPPLIES (continued)				
524410 - NON-EMPLOYEE INCENTIVE	75	0	2,500	2,500
524803 - DRUG TESTING	3,574	4,330	20,000	20,000
524804 - DRUG TESTING SUPPLIES	10,383	814	20,000	20,000
525000 - OVERHEAD	0	0	0	0
525119 - LIABILITY SELF-FUND INSURANCE	449	371	371	227
525250 - OUTREACH & OTHER PROG EXP	0	153	3,000	3,000
527000 - TRAINING	0	506	3,000	3,000
527400 - TRAVEL- IN COUNTY	1,396	431	4,000	4,000
527402 - BUS PASSES-NON EMPLOYEE	0	0	4,000	4,000
527410 - CLIENT SERVICE EXP	3,473	2,258	66,614	66,614
527500 - TRAVEL- OUT OF COUNTY	2,932	934	15,000	15,000
527503 - TRAVEL - NEW EMP TRAINING	1,373	4,134	15,000	15,000
529921 - FINGER PRINTING	32	0	400	400
Total 52 - SERVICES & SUPPLIES	113,421	153,656	423,485	427,341
54-FIXED ASSETS				
541500 - VEHICLE	0	49,838	50,000	50,000
Total 54 - FIXED ASSETS	0	49,838	50,000	50,000
58-TRANSFERS				
580000 - TRANSFER	0	0	0	0
580001 - TRANSFER	0	0	0	0
580003 - INTER FUND TRANSFER	379,924	163,901	406,554	406,554
580004 - INTERFUND TRASNFER	0	0	0	0
589163 - CONTRIB TRF PROBATION	0	0	0	0
Total 58 - TRANSFERS	379,924	163,901	406,554	406,554
Total Expenditures and Appropriations	493,283	386,711	880,056	883,912
Net Cost	17,560	12,829	676,600	462,122

VICTIM WITNESS

State Controller Schedule
County Budget Act

Plumas County
Financing Sources and Uses by Budget Unit by Object
Governmental Funds
Fiscal Year 2024-25

Schedule 9
Page 9.44

Fund: 0001 GENERAL

Budget Unit: 20420 - VICTIM WITNESS

Function: 02 - PUBLIC PROTECTION

Activity: 19 - DETENTION & CORRECTION

2024-25

**Adopted by the
Board of
Supervisors**

Detail by Revenue Category and Expenditure Object 1	2022-23 Actual 2	2023-24 Actual <input checked="" type="checkbox"/> Estimated <input type="checkbox"/> 3	2024-25 Recommended 4	5
44-STATE FEDERAL AID				
44331 - STATE-OCJP VICTIM WIT.VW	272,152	210,246	347,959	347,959
44331P - CALEMA VWO	25,674	182,481	78,723	78,723
44408 - FEDERAL STIMULUS (ARRA)	0	0	0	0
44408P - FEDERAL STIMULUS	0	0	0	0
Total 44 - STATE & FEDERAL AID	297,826	392,727	426,682	426,682
46-OTHER REVENUE				
46082 - SALE OF SURPLUS PROP	0	0	0	0
46251 - REIMBURSEMENTS/REFUNDS	0	0	0	0
Total 46 - OTHER REVENUE	0	0	0	0
48-TRANSFER				
48000 - TRANSFER-IN	6,190	0	0	0
48005 - TRANSFER-IN5	0	0	9,013	9,013
Total 48 - TRANSFER	6,190	0	9,013	9,013
Total Revenue	304,016	392,727	435,695	435,695
51-SALARIES BENEFITS				
51000 - REGULAR WAGES	136,054	182,939	206,309	201,808
51020 - OTHER WAGES	1,632	0	0	0
51060 - OVERTIME PAY	41,081	39,176	0	0
51070 - UNEMPLOYMENT INSURANCE	92	88	98	98
51080 - RETIREMENT	33,108	45,018	72,394	70,814
51081 - OPEB LIABILITY	7,135	7,245	7,135	7,135
51090 - GROUP INSURANCE	39,686	42,044	76,685	60,736
51100 - FICA/MEDICARE OASDI	13,444	16,808	15,783	15,438
51110 - COMPENSATION INSURANCE	199	552	552	1,203
51120 - CELL PHONE ALLOW	2,397	2,800	2,880	2,880
51150 - LIFE INSURANCE	0	0	0	423
Total 51 - SALARIES & BENEFITS	274,828	336,670	381,836	360,535
52-SERVICES SUPPLIES				
520201 - PHONE - LAND LINE (S)	642	515	800	800
520210 - POSTAGE/SHIP, MAIL COST	2,000	116	1,000	1,000
520230 - COPY CHARGES	0	0	0	0
520233 - PRINTING SVC/CHRGs	619	650	1,000	1,000
520234 - PRINTER SUPPLIES	0	0	0	0
520419 - COVID PPE & CLEANING COST	0	0	0	0
520902 - VEHICLE MAINTENANCE	4,820	1,142	6,000	6,000
521230 - OFFICE FURNITURE/EQUIP	0	0	2,500	2,500
521800 - OFFICE EXPENSE	23,557	3,035	5,000	5,000
523710 - ANNUAL PUB/REF MANUALS	0	0	1,300	1,300
524400 - SPECIAL DEPARTMENT EXPENSE	0	0	7,500	7,500
525000 - OVERHEAD	0	0	0	0
525119 - LIABILITY SELF-FUND INSURANCE	699	918	918	1,317
527400 - TRAVEL- IN COUNTY	6,400	4,662	13,000	13,000

State Controller Schedule
County Budget Act

Plumas County
Financing Sources and Uses by Budget Unit by Object
Governmental Funds
Fiscal Year 2024-25

Schedule 9
Page 9.45

Fund: 0001 GENERAL

Budget Unit: 20420 - VICTIM WITNESS

Function: 02 - PUBLIC PROTECTION

Activity: 19 - DETENTION & CORRECTION

Activity: 19 - DETENTION & CORRECTION				2024-25
Detail by Revenue Category and Expenditure Object 1	2022-23 Actual 2	2023-24	2024-25	Adopted by the Board of Supervisors 5
		Actual <input checked="" type="checkbox"/> Estimated <input type="checkbox"/> 3		
52-SERVICES SUPPLIES (continued)				
527500 - TRAVEL- OUT OF COUNTY	1,182	0	3,000	3,000
52840 - CONTINGENCIES	0	0	15,520	15,520
Total 52 - SERVICES & SUPPLIES	39,919	11,038	57,538	57,937
53-OTHER CHARGES				
530140 - EMERGENT COSTS-CLIENT SVC	758	461	3,619	3,619
Total 53 - OTHER CHARGES	758	461	3,619	3,619
Total Expenditures and Appropriations	315,505	348,169	442,993	422,091
Net Cost	11,489	(44,558)	7,298	(13,604)

DIVISION OF JUVENILE JUSTICE

State Controller Schedule
County Budget Act

Plumas County
Financing Sources and Uses by Budget Unit by Object
Governmental Funds
Fiscal Year 2024-25

Schedule 9
Page 9.231

Fund: 0046 0046D PROB-DIV JUV

Budget Unit: 20404 - PROB-DIV JUV

Function: 02 - PUBLIC PROTECTION

Activity: 19 - DETENTION & CORRECTION

Activity: 19 - DETENTION & CORRECTION				2024-25
Detail by Revenue Category and Expenditure Object 1	2022-23 Actual 2	2023-24	2024-25 4	Adopted by the Board of Supervisors 5
		Actual <input checked="" type="checkbox"/> Estimated <input type="checkbox"/> Recommended		
43-USE OF MONEY PROPERTY				
43010 - INTEREST-INVESTED FUNDS	10,275	21,779	20,000	20,000
Total 43 - USE OF MONEY & PROPERTY	10,275	21,779	20,000	20,000
44-STATE FEDERAL AID				
44054 - ST-OPIOID SETTLEMENT	0	0	0	0
44204 - JUV JUSTICE REALIN BLCOK GRANT	0	0	0	0
44205 - JUV JUST DATA COLL	0	42,909	0	0
44719 - ST-YTH PROGRAM FCL	0	47,086	0	0
Total 44 - STATE & FEDERAL AID	0	89,995	0	0
48-TRANSFER				
48711 - TRANSFER-IN JUV JUST	250,000	250,000	250,000	250,000
Total 48 - TRANSFER	250,000	250,000	250,000	250,000
Total Revenue	260,275	361,774	270,000	270,000
52-SERVICES SUPPLIES				
521600 - MEMBERSHIPS/ANNUAL DUES	1,250	0	0	0
521900 - PROFESSIONAL SVC	0	50,000	50,000	50,000
52191 - PROF SVC-COMM PARTNERS	47,086	0	0	0
Total 52 - SERVICES & SUPPLIES	48,336	50,000	50,000	50,000
53-OTHER CHARGES				
531200 - SUPPORT JUVENILE WARDS	0	0	500,000	500,000
Total 53 - OTHER CHARGES	0	0	500,000	500,000
Total Expenditures and Appropriations	48,336	50,000	550,000	550,000
Net Cost	(211,939)	(311,774)	280,000	280,000

State Controller Schedule
County Budget Act

Plumas County
Financing Sources and Uses by Budget Unit by Object
Governmental Funds
Fiscal Year 2024-25

Schedule 9
Page 9.240

Fund: 0046 PROB GRANT DEPT(S)

Budget Unit: 20418 - PROB-AB109

Function: 02 - PUBLIC PROTECTION

Activity: 19 - DETENTION & CORRECTION

Detail by Revenue Category and Expenditure Object 1	2022-23 Actual 2	2023-24 Actual <input checked="" type="checkbox"/> Estimated <input type="checkbox"/> Recommended 3	2024-25 Adopted by the Board of Supervisors 4	2024-25 Adopted by the Board of Supervisors 5
44-STATE FEDERAL AID				
44079 - STATE- CORR AB109	0	0	0	0
Total 44 - STATE & FEDERAL AID	0	0	0	0
46-OTHER REVENUE				
46251 - REIMBURSEMENTS/REFUNDS	0	0	0	0
Total 46 - OTHER REVENUE	0	0	0	0
48-TRANSFER				
48079 - TRN-CCPIF AB109	311,002	0	266,484	266,484
Total 48 - TRANSFER	311,002	0	266,484	266,484
Total Revenue	311,002	0	266,484	266,484
51-SALARIES BENEFITS				
51000 - REGULAR WAGES	0	0	0	0
51080 - RETIREMENT	0	0	0	0
51090 - GROUP INSURANCE	0	0	0	0
51100 - FICA/MEDICARE OASDI	0	0	0	0
51110 - COMPENSATION INSURANCE	0	0	0	894
51120 - CELL PHONE ALLOW	0	0	0	0
Total 51 - SALARIES & BENEFITS	0	0	0	894
52-SERVICES SUPPLIES				
520200 - COMMUNICATIONS	0	0	0	0
520201 - PHONE - LAND LINE (S)	225	203	500	500
520202 - CELL PHONE SERVICE	1,600	1,600	1,600	1,600
520410 - SOFTWARE LICENSE	4,700	5,000	5,000	5,000
520940 - SAFETY EQUIPMENT/EXPENSES	1,200	0	1,200	1,200
521231 - COMPUTERS<1500.00	1,000	421	1,000	1,000
521800 - OFFICE EXPENSE	810	920	1,300	1,300
521900 - PROFESSIONAL SVC	29,698	48,268	53,644	53,644
521904 - ELECTRONIC MONITORING	8,000	945	7,280	7,280
52191 - PROF SVC-COMM PARTNERS	154,392	0	0	0
523670 - REF MANUAL/LAW, CODE BOOKS	197	200	200	200
524410 - NON-EMPLOYEE INCENTIVE	0	0	1,000	1,000
524803 - DRUG TESTING	5,700	2,990	11,700	11,700
524804 - DRUG TESTING SUPPLIES	1,114	755	7,000	7,000
525250 - OUTREACH & OTHER PROG EXP	2,190	1,395	3,036	3,036
527000 - TRAINING	560	310	4,000	4,000
527400 - TRAVEL- IN COUNTY	225	381	1,500	1,500
527402 - BUS PASSES-NON EMPLOYEE	0	0	0	0
527500 - TRAVEL- OUT OF COUNTY	3,769	1,966	5,000	5,000
527750 - IN CNTY HOSTING	0	0	0	0
527800 - UTILITIES	0	0	0	0
Total 52 - SERVICES & SUPPLIES	215,380	65,354	104,960	104,960
53-OTHER CHARGES				
531400 - EMERGENT SHELTER	2,000	868	2,000	2,000

State Controller Schedule
County Budget Act

Plumas County
Financing Sources and Uses by Budget Unit by Object
Governmental Funds
Fiscal Year 2024-25

Schedule 9
Page 9.241

Fund: 0046 PROB GRANT DEPT(S)

Budget Unit: 20418 - PROB-AB109

Function: 02 - PUBLIC PROTECTION

Activity: 19 - DETENTION & CORRECTION

Activity: 19 - DETENTION & CORRECTION

2024-25

Detail by Revenue Category and Expenditure Object 1	2022-23 Actual 2	2023-24	2024-25	Adopted by the Board of Supervisors 5
		Actual <input checked="" type="checkbox"/> Estimated <input type="checkbox"/> 3		
53-OTHER CHARGES (continued)				
Total 53 - OTHER CHARGES	2,000	868	2,000	2,000
58-TRANSFERS				
580000 - TRANSFER	124,685	100,218	153,071	153,071
Total 58 - TRANSFERS	124,685	100,218	153,071	153,071
Total Expenditures and Appropriations	342,065	166,440	260,031	260,925
Net Cost	31,063	166,440	(6,453)	(5,559)

State Controller Schedule
County Budget Act

Plumas County
Financing Sources and Uses by Budget Unit by Object
Governmental Funds
Fiscal Year 2024-25

Schedule 9
Page 9.232

Fund: 0046 0046P PROB-PRETRIAL

Budget Unit: 20405 - PROB-PRETRIAL

Function: 02 - PUBLIC PROTECTION

Activity: 19 - DETENTION & CORRECTION

Detail by Revenue Category and Expenditure Object 1	2022-23 Actual 2	2023-24 Actual <input checked="" type="checkbox"/> Estimated <input type="checkbox"/> 3	2024-25 Recommended 4	2024-25 Adopted by the Board of Supervisors 5
43-USE OF MONEY PROPERTY				
43010 - INTEREST-INVESTED FUNDS	367	431	0	0
Total 43 - USE OF MONEY & PROPERTY	367	431	0	0
44-STATE FEDERAL AID				
44290 - STATE-OTHER	41,756	0	0	0
Total 44 - STATE & FEDERAL AID	41,756	0	0	0
48-TRANSFER				
48000 - TRANSFER-IN	0	44,915	0	0
48708 - PROB PRETRIAL-TRF IN	0	84,827	140,000	140,000
Total 48 - TRANSFER	0	129,742	140,000	140,000
Total Revenue	42,123	130,173	140,000	140,000
51-SALARIES BENEFITS				
51000 - REGULAR WAGES	0	0	0	52,482
51080 - RETIREMENT	8,166	0	0	17,717
51081 - OPEB LIABILITY	0	2,415	0	0
51090 - GROUP INSURANCE	0	0	0	18,416
51100 - FICA/MEDICARE OASDI	0	0	0	4,015
51150 - LIFE INSURANCE	0	0	0	141
Total 51 - SALARIES & BENEFITS	8,166	2,415	0	92,771
52-SERVICES SUPPLIES				
520202 - CELL PHONE SERVICE	0	549	1,020	1,020
520233 - PRINTING SVC/CHRGs	0	0	0	0
520410 - SOFTWARE LICENSE	4,084	2,484	3,124	4,948
520902 - VEHICLE MAINTENANCE	0	0	1,000	400
521231 - COMPUTERS<1500.00	911	560	0	0
521600 - MEMBERSHIPS/ANNUAL DUES	30	0	60	60
521800 - OFFICE EXPENSE	286	165	600	600
521904 - ELECTRONIC MONITORING	959	8,084	10,000	10,000
524410 - NON-EMPLOYEE INCENTIVE	0	0	1,000	1,000
524803 - DRUG TESTING	0	63	1,326	1,326
524804 - DRUG TESTING SUPPLIES	0	1,326	1,326	1,326
527000 - TRAINING	230	6,218	6,400	6,400
527400 - TRAVEL- IN COUNTY	0	349	600	600
527402 - BUS PASSES-NON EMPLOYEE	0	0	100	100
527500 - TRAVEL- OUT OF COUNTY	491	850	600	600
Total 52 - SERVICES & SUPPLIES	6,991	20,648	27,156	28,380
53-OTHER CHARGES				
531400 - EMERGENT SHELTER	5,634	1,782	0	0
Total 53 - OTHER CHARGES	5,634	1,782	0	0
54-FIXED ASSETS				
541500 - VEHICLE	0	36,603	0	0
Total 54 - FIXED ASSETS	0	36,603	0	0

Fund: 0046 0046P PROB-PRETRIAL				
Budget Unit: 20405 - PROB-PRETRIAL				
Function: 02 - PUBLIC PROTECTION				
Activity: 19 - DETENTION & CORRECTION				
Detail by Revenue Category and Expenditure Object 1	2022-23 Actual 2	2023-24		2024-25 Adopted by the Board of Supervisors 5
		Actual <input checked="" type="checkbox"/>	2024-25 Recommended 4	
		Estimated <input type="checkbox"/>		
		3		
58-TRANSFERS				
58005 - TRANSFER OUT	0	0	103,995	103,995
Total 58 - TRANSFERS	0	0	103,995	103,995
Total Expenditures and Appropriations	20,791	61,448	131,151	225,146
Net Cost	(21,332)	(68,725)	(8,849)	85,146

YOUTHFUL OFFENDER BLOCK GRANT - JUV. JUSTICE

State Controller Schedule
County Budget Act

Plumas County
Financing Sources and Uses by Budget Unit by Object
Governmental Funds
Fiscal Year 2024-25

Schedule 9
Page 9.238

Fund: 0046 PROB GRANT DEPT(S)

Budget Unit: 20415 - PROB- JUVENAL JUSTICE

Function: 02 - PUBLIC PROTECTION

Activity: 19 - DETENTION & CORRECTION

Detail by Revenue Category and Expenditure Object 1	2022-23 Actual 2	2023-24 Actual <input checked="" type="checkbox"/> Estimated <input type="checkbox"/> Recommended		2024-25 Adopted by the Board of Supervisors 5
		3	4	
43-USE OF MONEY PROPERTY				
43010 - INTEREST-INVESTED FUNDS	0	0	0	0
Total 43 - USE OF MONEY & PROPERTY	0	0	0	0
44-STATE FEDERAL AID				
44340 - STATE-JUVENILE PREV.PROB.	0	0	0	0
44340P - STATE JUVENILE PROV PROB	0	0	0	0
Total 44 - STATE & FEDERAL AID	0	0	0	0
48-TRANSFER				
48143 - TSFR-CARES REALIGN BACKFILL	0	0	0	0
48709 - TRN-PROB JJA YTH OFFNDR	138,113	133,522	117,000	117,000
48709A - TRN-PROB JJA YTH OFFNDR	0	0	0	0
Total 48 - TRANSFER	138,113	133,522	117,000	117,000
Total Revenue	138,113	133,522	117,000	117,000
51-SALARIES BENEFITS				
51000 - REGULAR WAGES	0	0	0	0
51020 - OTHER WAGES	0	0	0	0
51060 - OVERTIME PAY	0	0	0	0
51070 - UNEMPLOYMENT INSURANCE	38	21	10	10
51080 - RETIREMENT	0	0	0	0
51081 - OPEB LIABILITY	0	0	0	0
51090 - GROUP INSURANCE	0	0	0	0
51100 - FICA/MEDICARE OASDI	0	0	0	0
51110 - COMPENSATION INSURANCE	(205)	0	0	0
51120 - CELL PHONE ALLOW	0	0	0	0
Total 51 - SALARIES & BENEFITS	(167)	21	10	10
52-SERVICES SUPPLIES				
520201 - PHONE - LAND LINE (S)	225	203	500	500
520202 - CELL PHONE SERVICE	1,700	2,500	1,700	1,700
520210 - POSTAGE/SHIP, MAIL COST	106	0	300	300
520220 - PAPER/PAPER SUPPLIES	0	0	0	0
520233 - PRINTING SVC/CHRGs	0	0	300	300
520410 - SOFTWARE LICENSE	3,705	4,474	8,000	8,000
520902 - VEHICLE MAINTENANCE	1,500	509	1,500	1,500
521231 - COMPUTERS<1500.00	0	43	1,000	1,000
521800 - OFFICE EXPENSE	817	1,451	2,000	2,000
521900 - PROFESSIONAL SVC	8,138	5,211	15,000	15,000
523710 - ANNUAL PUB/REF MANUALS	500	500	500	500
524460 - JUVENILE OUTING/INCENTIVE	105	275	10,000	10,000
524803 - DRUG TESTING	625	1,266	3,000	3,000
524804 - DRUG TESTING SUPPLIES	1,114	373	2,000	2,000
525000 - OVERHEAD	0	0	0	0
525119 - LIABILITY SELF-FUND INSURANCE	288	216	216	140
525250 - OUTREACH & OTHER PROG EXP	156	1,123	10,000	10,000

YOUTHFUL OFFENDER BLOCK GRANT - JUV. JUSTICE

State Controller Schedule
County Budget Act

Plumas County
Financing Sources and Uses by Budget Unit by Object
Governmental Funds
Fiscal Year 2024-25

Schedule 9
Page 9.239

Fund: 0046 PROB GRANT DEPT(S)

Budget Unit: 20415 - PROB- JUVENAL JUSTICE

Function: 02 - PUBLIC PROTECTION

Activity: 19 - DETENTION & CORRECTION

Detail by Revenue Category and Expenditure Object 1	2022-23 Actual 2	2023-24 Actual <input checked="" type="checkbox"/> Estimated <input type="checkbox"/> Recommended <input type="checkbox"/>		2024-25 Adopted by the Board of Supervisors 5
		3	4	
52-SERVICES SUPPLIES (continued)				
527000 - TRAINING	0	575	2,000	2,000
527400 - TRAVEL- IN COUNTY	237	58	2,000	2,000
527402 - BUS PASSES-NON EMPLOYEE	0	0	500	500
527500 - TRAVEL- OUT OF COUNTY	6,273	5,995	12,500	12,500
Total 52 - SERVICES & SUPPLIES	25,489	24,772	73,016	72,940
53-OTHER CHARGES				
530440 - SUPPORT -PROB	44,201	53,702	65,000	90,000
531200 - SUPPORT JUVENILE WARDS	4,923	6,454	10,000	10,000
Total 53 - OTHER CHARGES	49,124	60,156	75,000	100,000
54-FIXED ASSETS				
541500 - VEHICLE	0	0	0	0
Total 54 - FIXED ASSETS	0	0	0	0
58-TRANSFERS				
580000 - TRANSFER	0	0	0	0
580002 - TRANSFER	53,014	62,102	85,881	85,881
Total 58 - TRANSFERS	53,014	62,102	85,881	85,881
Total Expenditures and Appropriations	127,460	147,051	233,907	258,831
Net Cost	(10,653)	13,529	116,907	141,831

JUVENILE JUSTICE CRIME PREV. ACT - SUPP. LAW ENF.

State Controller Schedule
County Budget Act

Plumas County
Financing Sources and Uses by Budget Unit by Object
Governmental Funds
Fiscal Year 2024-25

Schedule 9
Page 9.229

Fund: 0046 PROB GRANT DEPT(S)

Budget Unit: 20402 - PROB-JJCPA SLESF

Function: 02 - PUBLIC PROTECTION

Activity: 19 - DETENTION & CORRECTION

Detail by Revenue Category and Expenditure Object 1	2022-23 Actual 2	2023-24 Actual <input checked="" type="checkbox"/> Estimated <input type="checkbox"/> Recommended <input type="checkbox"/> 3	2024-25 Adopted by the Board of Supervisors 4	2024-25 Adopted by the Board of Supervisors 5
43-USE OF MONEY PROPERTY				
43010 - INTEREST-INVESTED FUNDS	16,936	26,764	4,524	4,524
43998 - UNREALIZED GAINS/LOSSES	14,746	0	0	0
Total 43 - USE OF MONEY & PROPERTY	31,682	26,764	4,524	4,524
44-STATE FEDERAL AID				
44290 - STATE-OTHER	0	0	0	0
44393 - ST- SLESF & JUVNL JST	297,065	132,574	100,000	100,000
44393P - SLESF/JUV SLESF	0	0	0	0
Total 44 - STATE & FEDERAL AID	297,065	132,574	100,000	100,000
Total Revenue	328,747	159,338	104,524	104,524
51-SALARIES BENEFITS				
51000 - REGULAR WAGES	0	0	0	0
51070 - UNEMPLOYMENT INSURANCE	0	0	0	0
51080 - RETIREMENT	0	0	0	0
51081 - OPEB LIABILITY	0	0	0	0
51090 - GROUP INSURANCE	0	0	0	0
51100 - FICA/MEDICARE OASDI	0	0	0	0
51110 - COMPENSATION INSURANCE	(4)	0	0	3,744
Total 51 - SALARIES & BENEFITS	(4)	0	0	3,744
52-SERVICES SUPPLIES				
520902 - VEHICLE MAINTENANCE	1,131	0	1,500	1,500
52091 - PARTS	0	420	0	0
521900 - PROFESSIONAL SVC	5,075	11,660	35,000	35,000
52191 - PROF SVC-COMM PARTNERS	0	0	53,400	53,400
524460 - JUVENILE OUTING/INCENTIVE	0	0	5,000	5,000
524803 - DRUG TESTING	0	0	3,000	3,000
524804 - DRUG TESTING SUPPLIES	0	0	2,000	2,000
525000 - OVERHEAD	0	0	0	0
525119 - LIABILITY SELF-FUND INSURANCE	0	0	0	0
525250 - OUTREACH & OTHER PROG EXP	0	1,669	2,000	2,000
527400 - TRAVEL- IN COUNTY	0	0	1,000	1,000
Total 52 - SERVICES & SUPPLIES	6,206	13,749	102,900	102,900
53-OTHER CHARGES				
531200 - SUPPORT JUVENILE WARDS	0	0	0	3,500
Total 53 - OTHER CHARGES	0	0	0	3,500
58-TRANSFERS				
580000 - TRANSFER	0	0	0	0
580001 - TRANSFER	38,549	39,201	54,165	54,165
Total 58 - TRANSFERS	38,549	39,201	54,165	54,165
Total Expenditures and Appropriations	44,751	52,950	157,065	164,309
Net Cost	(283,996)	(106,388)	52,541	59,785

DOMESTIC VIOLENCE ASSISTANCE

State Controller Schedule
County Budget Act

Plumas County
Financing Sources and Uses by Budget Unit by Object
Governmental Funds
Fiscal Year 2024-25

Schedule 9
Page 9.268

Fund: 0064 DOMESTIC VIOL ASSISTANCE

Budget Unit: 20413 - DOMESTIC VIOLENCE ASSISTANCE

Function: 02 - PUBLIC PROTECTION

Activity: 21 - OTHER PROTECTION

Detail by Revenue Category and Expenditure Object 1	2022-23 Actual 2	2023-24 Actual <input checked="" type="checkbox"/> Estimated <input type="checkbox"/> Recommended <input type="checkbox"/>		2024-25 Adopted by the Board of Supervisors 5
		3	4	
41-LICENSES PERMITS				
41055 - MARRIAGE LICENSE	3,509	2,829	2,500	2,500
Total 41 - LICENSES & PERMITS	3,509	2,829	2,500	2,500
43-USE OF MONEY PROPERTY				
43010 - INTEREST-INVESTED FUNDS	331	501	0	0
43998 - UNREALIZED GAINS/LOSSES	123	0	0	0
Total 43 - USE OF MONEY & PROPERTY	454	501	0	0
Total Revenue	3,963	3,330	2,500	2,500
52-SERVICES SUPPLIES				
524400 - SPECIAL DEPARTMENT EXPENSE	2,538	4,759	12,000	12,000
525000 - OVERHEAD	(137)	1,673	1,673	1,673
528400 - CONTINGENCIES	0	0	0	0
Total 52 - SERVICES & SUPPLIES	2,401	6,432	13,673	13,673
53-OTHER CHARGES				
530140 - EMERGENT COSTS-CLIENT SVC	0	0	0	0
Total 53 - OTHER CHARGES	0	0	0	0
58-TRANSFERS				
580000 - TRANSFER	0	0	0	0
Total 58 - TRANSFERS	0	0	0	0
Total Expenditures and Appropriations	2,401	6,432	13,673	13,673
Net Cost	(1,562)	3,102	11,173	11,173

Fund: 0046 PROB GRANT DEPT(S)

Budget Unit: 20406 - JPAF

Function: 02 - PUBLIC PROTECTION

Activity: 19 - DETENTION & CORRECTION

Activity: 19 - DETENTION & CORRECTION				2024-25
Detail by Revenue Category and Expenditure Object	2022-23 Actual	2023-24	2024-25	Adopted by the Board of Supervisors
		Actual <input checked="" type="checkbox"/> Estimated <input type="checkbox"/>		
1	2	3	4	5
48-TRANSFER				
48713 - TRN-JPA BASE ACCOUNT	124,357	41,452	0	0
48714 - TRN-JPA GROWTH ACCOUNT	134,908	0	0	0
Total 48 - TRANSFER	259,265	41,452	0	0
Total Revenue	259,265	41,452	0	0
Net Cost	(259,265)	(41,452)	0	0

Nicole Reinert, Director

The mission of the Plumas County Public Health Agency is to promote and protect individual and community health and well-being. We do this through innovative partnerships, public planning and policy, and ensuring access to respectful services.

Plumas County Public Health Agency (PCPHA) is accredited through the Public Health Accreditation Board, highlighting PCPHA's commitment to community health by meeting national quality and performance standards. PCPHA consists of several divisions that support community health and wellbeing.

PCPHA's comprehensive range of nursing services include Communicable Disease Control, Family Planning, Immunization Programs, Home Visiting and Maternal and Child Health Services, Childhood Injury Prevention Program, STI/STD Testing, Outreach Clinics, Tuberculosis Testing, WIC Assessments, and Flu Shot Clinics.

Health Promotion and Chronic Disease Prevention programs focus on keeping people healthy by engaging and empowering individuals and communities to choose healthy behaviors and make changes that reduce the risk of developing chronic diseases and other morbidities. These programs include Youth Development and Substance Use Prevention, Tobacco Use Reduction (including electronic devices), Healthy Eating and Active Living, HIV Care & Treatment, Children's Oral Health, and Harm Reduction services.

Public Health Emergency Preparedness focuses on creating strategies, protocols, and training programs to ensure a prompt and efficient response to events such as natural disasters, disease outbreaks, or other emergencies that may impact public health.

In addition to these services, PCPHA holds previous General Fund Departments, Senior Nutrition and Transportation Services and Veteran's Services, which also support the health and wellbeing of the populations they assist. These services are integrated as distinct divisions within the agency. Unlike the other divisions of PCPHA, these divisions are partially funded by the general fund due to their background as general fund departments, and partially funded through grants and subvention funds.

Plumas County Senior Nutrition offers meal services at multiple sites that encourage fellowship and engagement for seniors, as well as homebound meal delivery.

Senior Transportation Program provides a wide range of rides for various needs, from medical appointments to shopping outings, ensuring accessibility and support for the senior community in Plumas County.

Plumas County Veterans Service Office is dedicated to representing and assisting veterans, widows, children, and parents in accessing a comprehensive range of benefits, including compensation, education, medical treatment, home loans, and employment referrals, with a long-standing commitment to serving as advocates for veterans and ensuring their receipt of entitled benefits since its establishment in 1945.

Fund: 0015 PUBLIC HEALTH**Budget Unit: 70560 - HEALTH****Function: 04 - HEALTH & SANITATION****Activity: 24 - HEALTH**

Detail by Revenue Category and Expenditure Object 1	2022-23 Actual 2	2023-24 Actual <input checked="" type="checkbox"/> Estimated <input type="checkbox"/> Recommended 3	2024-25 Adopted by the Board of Supervisors 4	2024-25 Adopted by the Board of Supervisors 5
43-USE OF MONEY PROPERTY				
43010 - INTEREST-INVESTED FUNDS	30,507	44,600	0	0
43998 - UNREALIZED GAINS/LOSSES	9,557	0	0	0
Total 43 - USE OF MONEY & PROPERTY	40,064	44,600	0	0
44-STATE FEDERAL AID				
44044 - STATE-VEH LIC FEES	1,533,933	1,004,242	840,000	840,000
44044P - STATE-VEH LIC FEES PR YR	0	0	0	0
44101 - STATE-AID FOR ALCOHOL	32,535	0	0	0
44141 - ST.-AID HLTH CAT. PROGRAM	1,244,676	1,908,720	4,184,096	4,184,096
44141P - ST AID HLTH CAT PRIOR YR	638,950	995,038	0	0
44142 - ST.-AID HLTH REALIGN. REV	472,181	554,372	0	0
44142P - ST -HTLH REALIGN PR	0	0	0	0
44143 - ST. AID REALIGN BACKFILL	0	0	0	0
44144 - STATE-AID PERINATAL D&A	0	0	0	0
44145 - STATE-CHILD LEAD GRANT	0	0	0	0
44145P - STATE-CHILD LEAD PR	37,105	14,046	0	0
44149 - STATE-HEALTH ADMIN-TCS	300,000	300,000	300,000	300,000
44149P - STATE- HLTH ADMIN TSC PR	0	0	0	0
44290 - STATE-OTHER	0	0	0	0
44415 - FEDERAL - OTHER	0	0	0	0
44516 - FED-BLOCK GRANT ALCOHOL	0	0	0	0
44516P - FED-BLOCK GRANT ALCOHOL	0	0	0	0
Total 44 - STATE & FEDERAL AID	4,259,380	4,776,418	5,324,096	5,324,096
45-CHARGES FOR SERVICES				
45083 - COPY/CERT COPY/POSTAGE	0	0	0	0
45140 - HEALTH FEES - OTHER	11,800	23,964	30,000	30,000
45140P - MNT HLTH FEES-PR YEAR	143	828	0	0
45143 - MISC HLTH CONTRACTS	257,838	529,012	276,000	276,000
45143P - MISC HLTH CONTRACTS	0	464,775	0	0
Total 45 - CHARGES FOR SERVICES	269,781	1,018,579	306,000	306,000
46-OTHER REVENUE				
45083 - COPY/CERT COPY/POSTAGE	0	0	0	0
46070 - CNTRB FR OTHR AGENCY	0	0	0	0
46082 - SALE OF SURPLUS PROP	0	0	0	0
46251 - REIMBURSEMENTS/REFUNDS	300	3,886	0	0
46253 - REIMB - CO DISASTR RESPON	0	0	0	0
Total 46 - OTHER REVENUE	300	3,886	0	0
48-TRANSFER				
48000 - TRANSFER-IN	0	0	0	0
48001 - TRANSFER-IN1	89,280	60,922	65,000	65,000
48002 - TRANSFER-IN2	0	0	0	0
48003 - TRANSFER-IN3	4,582	928	3,100	3,100
48004 - TRANSFER-IN4	57,127	105,362	110,000	110,000

Fund: 0015 PUBLIC HEALTH

Budget Unit: 70560 - HEALTH

Function: 04 - HEALTH & SANITATION

Activity: 24 - HEALTH

Detail by Revenue Category and Expenditure Object 1	2022-23 Actual 2	2023-24 Actual <input checked="" type="checkbox"/> Estimated <input type="checkbox"/> Recommended 3	2024-25 Adopted by the Board of Supervisors 4	2024-25 Adopted by the Board of Supervisors 5
48-TRANSFER (continued)				
48005 - TRANSFER-IN5	0	0	143,533	143,533
48006 - TRANSFER-IN6	0	0	0	0
48007 - TSF-IN CRF REIMB	0	0	0	0
48008 - TRANSFER-IN8	0	0	0	0
48100 - TRF IN DIASTER	0	0	0	0
48143 - TSFR-CARES REALIGN BACKFILL	0	0	0	0
48211 - CONTRI TRANS FR CO GEN	66,296	66,295	66,295	66,295
48765 - TRN-A/D NON DRUG M/CAL	0	0	0	0
Total 48 - TRANSFER	217,285	233,507	387,928	387,928
Total Revenue	4,786,810	6,076,990	6,018,024	6,018,024
51-SALARIES BENEFITS				
51000 - REGULAR WAGES	1,531,857	1,694,222	2,142,893	2,626,507
51020 - OTHER WAGES	75,752	67,771	200,000	200,000
51060 - OVERTIME PAY	11,103	42,650	0	0
51070 - UNEMPLOYMENT INSURANCE	4,492	4,126	3,857	3,857
51080 - RETIREMENT	485,388	489,046	751,941	921,641
51081 - OPEB LIABILITY	85,427	86,440	85,125	85,125
51090 - GROUP INSURANCE	241,881	312,454	652,838	846,379
51100 - FICA/MEDICARE OASDI	122,496	134,631	163,931	200,928
51110 - COMPENSATION INSURANCE	39,535	89,806	89,806	101,586
51120 - CELL PHONE ALLOW	5,255	10,680	14,880	14,880
51128 - BILINGUAL ALLOWANCE	805	420	420	420
51150 - LIFE INSURANCE	334	70	334	5,367
Total 51 - SALARIES & BENEFITS	2,604,325	2,932,316	4,106,025	5,006,690
52-SERVICES SUPPLIES				
520200 - COMMUNICATIONS	0	0	0	0
520201 - PHONE - LAND LINE (S)	6,853	10,018	10,979	10,979
520202 - CELL PHONE SERVICE	2,517	895	5,600	5,600
520205 - PAGER SERVICE	0	0	0	0
520210 - POSTAGE/SHIP, MAIL COST	975	1,677	2,000	2,000
520215 - ANSWERING SERVICE	1,483	1,965	2,500	2,500
520220 - PAPER/PAPER SUPPLIES	0	1,780	0	0
520221 - ENVELOPES	0	0	0	0
520227 - FOLDERS/FILES/BINDERS	0	0	0	0
520234 - PRINTER SUPPLIES	0	0	0	0
520250 - COPY MACHINE LEASE	4,400	13,334	16,525	16,525
520290 - POSTAGE MACHINE RENT/LEAS	0	0	0	0
520400 - HOUSEHOLD EXPENSE	0	0	0	0
520402 - CLEANING SUPPLIES	0	0	0	0
520404 - CUSTODIAL SERVICE	0	2,700	3,000	3,000
520405 - LAUNDRY/DRY CLEAN SVC	0	0	0	0
520407 - REFUSE DISPOSAL	169	940	1,500	1,500

State Controller Schedule
County Budget Act

Plumas County
Financing Sources and Uses by Budget Unit by Object
Governmental Funds
Fiscal Year 2024-25

Schedule 9
Page 9.172

Fund: 0015 PUBLIC HEALTH

Budget Unit: 70560 - HEALTH

Function: 04 - HEALTH & SANITATION

Activity: 24 - HEALTH

Detail by Revenue Category and Expenditure Object 1	2022-23 Actual 2	2023-24 Actual <input checked="" type="checkbox"/> Estimated <input type="checkbox"/> Recommended 3	2024-25 Adopted by the Board of Supervisors 4	2024-25 Adopted by the Board of Supervisors 5
52-SERVICES SUPPLIES (continued)				
520410 - SOFTWARE LICENSE	7,505	7,861	15,000	15,000
520411 - ANN SOFTWARE FEE/MAINT	0	0	0	0
520419 - COVID PPE & CLEANING COST	0	0	0	0
520500 - INSURANCE	40,427	30,586	23,090	23,090
520901 - OFFICE EQUIP MAINTENANCE	0	454	1,000	1,000
520902 - VEHICLE MAINTENANCE	16,432	16,670	21,243	21,243
520930 - CAR SEATS	1,466	2,031	2,000	2,000
520931 - HELMETS	1,920	1,319	2,000	2,000
521230 - OFFICE FURNITURE/EQUIP	2,515	6,016	6,400	6,400
521252 - CELL PHONE/EQUIP	0	0	0	0
521500 - MEDICAL SUPPLIES	40,623	40,204	46,737	46,737
521501 - LAB TESTS	0	(3,702)	0	0
521503 - VACCINE	0	0	0	0
521504 - PERSCRPTNS/PHARMACEUTICL	0	0	0	0
521600 - MEMBERSHIPS/ANNUAL DUES	13,568	8,394	20,000	20,000
521750 - FITNESS & WELLNESS	0	0	0	0
521800 - OFFICE EXPENSE	25,056	15,896	25,116	25,116
521801 - Office Water	0	0	0	0
521900 - PROFESSIONAL SVC	842,486	412,110	875,000	804,002
521986 - SECURITY	21,534	23,159	25,000	25,000
522000 - CMSP LOCAL MATCH	0	0	0	0
522180 - CMSP REALINGNMENT OFFSET	0	0	0	0
522190 - CMSP SALES TX OFFSET	0	0	0	0
522400 - CCS TREATMENT	0	0	22,000	22,000
523000 - PROMOTIONAL MATERIAL	19,744	13,308	28,997	28,997
523300 - EDUCATE MATERIAL/INCENT	11,680	5,538	41,787	41,787
524000 - RENT - OFFICE/SPACE	0	0	0	0
524200 - RENTS/LEASES STRUCTURES	0	0	2,500	2,500
524400 - SPECIAL DEPARTMENT EXPENSE	194,778	485,388	430,219	430,219
524771 - BIOTERRORISM EQUIPMENT	0	0	0	0
525000 - OVERHEAD	444,721	498,221	498,221	498,221
525119 - LIABILITY SELF-FUND INSURANCE	45,103	32,125	32,125	30,723
525250 - OUTREACH & OTHER PROG EXP	91	277	0	0
527380 - NON EMPLOYEE TRAVEL	14,783	2,328	2,500	2,500
527400 - TRAVEL- IN COUNTY	6,328	18,072	28,192	28,192
527410 - CLIENT SERVICE EXP	251	792	2,500	2,500
527500 - TRAVEL- OUT OF COUNTY	58,419	66,858	68,050	68,050
527750 - IN CNTY HOSTING	0	155	1,000	1,000
527802 - ELECTRIC CHARGES	1,128	1,748	2,000	2,000
527803 - PROPANE/OTHR HEATING FUEL	2,902	3,455	4,000	4,000
527807 - WATER/SEWER CHARGES	913	816	16,000	16,000
529500 - COMPUTER	26,290	37,417	28,000	28,000

Fund: 0015 PUBLIC HEALTH

Budget Unit: 70560 - HEALTH

Function: 04 - HEALTH & SANITATION

Activity: 24 - HEALTH

Detail by Revenue Category and Expenditure Object 1	2022-23 Actual 2	2023-24 Actual <input checked="" type="checkbox"/> Estimated <input type="checkbox"/> 3	2024-25 Recommended 4	2024-25 Adopted by the Board of Supervisors 5
52-SERVICES SUPPLIES (continued)				
Total 52 - SERVICES & SUPPLIES	1,857,060	1,760,805	2,312,781	2,240,381
53-OTHER CHARGES				
530100 - SUPPORT - CARE OF PERSONS	37,847	26,953	33,191	33,191
530120 - SUPPORT & CARE HOPWA	36,496	32,711	38,111	38,111
Total 53 - OTHER CHARGES	74,343	59,664	71,302	71,302
54-FIXED ASSETS				
540412 - SOFTWARE	0	0	0	0
541500 - VEHICLE	0	0	116,500	116,500
542600 - EQUIPMENT	0	0	0	0
Total 54 - FIXED ASSETS	0	0	116,500	116,500
57-TRANSFER OUT				
570000 - TRANSFERS IN/OUT--IT	0	0	0	0
570001 - TSFR - MUNIS SAAS ANN FEE	0	0	0	0
Total 57 - TRANSFER OUT	0	0	0	0
58-TRANSFERS				
580000 - TRANSFER	200,000	200,000	200,000	200,000
580001 - TRANSFER	4,999	4,999	4,999	4,999
580002 - TRANSFER	0	0	0	0
580003 - INTER FUND TRANSFER	0	0	0	0
580004 - INTERFUND TRASNFER	136,960	178,101	43,859	43,859
580005 - TRANSFER	0	0	900	900
580006 - TRF TO AOD	0	0	0	0
58008 - Transfer to Facility	0	0	300,000	300,000
Total 58 - TRANSFERS	341,959	383,100	549,758	549,758
Total Expenditures and Appropriations	4,877,687	5,135,885	7,156,366	7,984,631
Net Cost	90,877	(941,105)	1,138,342	1,966,607

SENIOR SERVICES-NUTRITION

State Controller Schedule
County Budget Act

Plumas County
Financing Sources and Uses by Budget Unit by Object
Governmental Funds
Fiscal Year 2024-25

Schedule 9
Page 9.95

Fund: 0001 0001N SENIOR CITIZENS NUTRITION

Budget Unit: 20830 - SENIOR SERVICES-NUTRITION

Function: 05 - PUBLIC ASSISTANCE

Activity: 38 - OTHER ASSISTANCE

2024-25

Adopted by the
Board of
Supervisors

Detail by Revenue Category and Expenditure Object 1	2022-23 Actual 2	2023-24 Actual <input checked="" type="checkbox"/> Estimated <input type="checkbox"/> 3	2024-25 Recommended 4	5
43-USE OF MONEY PROPERTY				
43016 - INTEREST INCOME	15	8	0	0
Total 43 - USE OF MONEY & PROPERTY	15	8	0	0
44-STATE FEDERAL AID				
44027 - STATE GRANT	59,105	0	0	0
44212 - STATE - USDA FUNDS (AAA)	16,877	11,358	24,988	15,949
44212P - STATE-USDA FUNDS (AAA)	0	0	0	0
44213 - STATE - TITLE III (AAA)	373,731	589,459	550,707	471,435
44213P - STATE- AAA SENIORS TITLE	0	0	0	0
44408 - FEDERAL STIMULUS (ARRA)	153,441	0	111,717	0
44408P - FEDERAL STIMULUS	0	0	0	0
44419 - FAMILIES 1ST COVID	4,855	0	0	0
Total 44 - STATE & FEDERAL AID	608,009	600,817	687,412	487,384
46-OTHER REVENUE				
46070 - CNTRB FR OTHR AGENCY	37,426	20,093	15,000	15,000
46239 - DONATIONS	86,291	66,353	60,000	60,000
46251 - REIMBURSEMENTS/REFUNDS	746	1,183	0	0
46253 - REIMB - CO DISASTR RESPON	16	0	0	0
Total 46 - OTHER REVENUE	124,479	87,629	75,000	75,000
48-TRANSFER				
48000 - TRANSFER-IN	6,648	0	0	0
48001 - TRANSFER-IN1	0	0	0	0
48002 - TRANSFER-IN2	0	0	0	0
48005 - TRANSFER-IN5	0	0	10,836	10,836
48007 - TSF-IN CRF REIMB	0	0	0	0
48100 - TRF IN DIASTER	0	0	0	0
48211 - CONTRI TRANS FR CO GEN	229,865	234,120	278,141	278,141
Total 48 - TRANSFER	236,513	234,120	288,977	288,977
Total Revenue	969,016	922,574	1,051,389	851,361
51-SALARIES BENEFITS				
51000 - REGULAR WAGES	325,895	372,160	295,737	272,307
51020 - OTHER WAGES	55,715	75,086	32,582	32,582
51060 - OVERTIME PAY	114	517	0	0
51070 - UNEMPLOYMENT INSURANCE	2,551	1,877	1,604	1,604
51080 - RETIREMENT	79,739	90,352	103,774	95,553
51081 - OPEB LIABILITY	20,214	20,526	20,214	20,214
51090 - GROUP INSURANCE	65,204	82,856	104,322	90,201
51100 - FICA/MEDICARE OASDI	30,344	36,390	22,624	20,832
51110 - COMPENSATION INSURANCE	(6,231)	1,897	1,897	3,790
51150 - LIFE INSURANCE	0	0	0	866
Total 51 - SALARIES & BENEFITS	573,545	681,661	582,754	537,949
52-SERVICES SUPPLIES				
520201 - PHONE - LAND LINE (S)	1,700	3,029	3,300	3,300

SENIOR SERVICES-NUTRITION

State Controller Schedule
County Budget Act

Plumas County
Financing Sources and Uses by Budget Unit by Object
Governmental Funds
Fiscal Year 2024-25

Schedule 9
Page 9.96

Fund: 0001 0001N SENIOR CITIZENS NUTRITION

Budget Unit: 20830 - SENIOR SERVICES-NUTRITION

Function: 05 - PUBLIC ASSISTANCE

Activity: 38 - OTHER ASSISTANCE

2024-25

**Adopted by the
Board of
Supervisors**

Detail by Revenue Category and Expenditure Object 1	2022-23 Actual 2	2023-24 Actual <input checked="" type="checkbox"/> Estimated <input type="checkbox"/> 3	2024-25 Recommended 4	5
52-SERVICES SUPPLIES (continued)				
520202 - CELL PHONE SERVICE	0	192	0	0
520300 - FOOD	281,147	274,940	265,000	265,000
520400 - HOUSEHOLD EXPENSE	77,125	57,307	72,985	72,985
520407 - REFUSE DISPOSAL	0	0	0	0
520411 - ANN SOFTWARE FEE/MAINT	0	0	1,095	1,095
520900 - EQUIPMENT MAINTENANCE	2,362	1,932	2,500	2,500
521800 - OFFICE EXPENSE	734	204	770	770
521900 - PROFESSIONAL SVC	3,000	3,000	3,000	10,000
521980 - MEDICAL SERVICE - PROF SV	0	0	182	182
521986 - SECURITY	95	102	114	114
524200 - RENTS/LEASES STRUCTURES	9,000	7,200	7,200	7,200
524226 - ENVRNMNTL INSPECTION	945	945	1,000	1,000
524400 - SPECIAL DEPARTMENT EXPENSE	0	0	0	0
525000 - OVERHEAD	0	0	0	0
525119 - LIABILITY SELF-FUND INSURANCE	2,794	3,499	3,499	4,517
527380 - NON EMPLOYEE TRAVEL	0	0	0	0
527400 - TRAVEL- IN COUNTY	0	0	0	0
527500 - TRAVEL- OUT OF COUNTY	0	0	0	0
527802 - ELECTRIC CHARGES	0	0	0	0
527803 - PROPANE/OTHR HEATING FUEL	0	0	0	0
528400 - CONTINGENCIES	0	0	0	0
529500 - COMPUTER	0	0	0	0
Total 52 - SERVICES & SUPPLIES	378,902	352,350	360,645	368,663
54-FIXED ASSETS				
540110 - CAPITAL IMPROVEMENTS	0	0	0	0
541500 - VEHICLE	134,207	0	107,990	107,990
542600 - EQUIPMENT	0	10,734	0	0
Total 54 - FIXED ASSETS	134,207	10,734	107,990	107,990
57-TRANSFER OUT				
570000 - TRANSFERS IN/OUT--IT	0	0	0	0
570001 - TSFR - MUNIS SAAS ANN FEE	0	0	0	0
Total 57 - TRANSFER OUT	0	0	0	0
58-TRANSFERS				
580000 - TRANSFER	0	0	0	0
Total 58 - TRANSFERS	0	0	0	0
Total Expenditures and Appropriations	1,086,654	1,044,745	1,051,389	1,014,602
Net Cost	117,638	122,171	0	163,241

FEDERAL AID TITLE III (HEALTH)

State Controller Schedule
County Budget Act

Plumas County
Financing Sources and Uses by Budget Unit by Object
Governmental Funds
Fiscal Year 2024-25

Schedule 9
Page 9.168

Fund: 0015 PUBLIC HEALTH

Budget Unit: 70559 - FED AID TL III.(HLTH)

Function: 04 - HEALTH & SANITATION

Activity: 24 - HEALTH

Detail by Revenue Category and Expenditure Object 1	2022-23 Actual 2	2023-24 Actual <input checked="" type="checkbox"/> Estimated <input type="checkbox"/> Recommended 3	2024-25 Recommended 4	2024-25 Adopted by the Board of Supervisors 5
44-STATE FEDERAL AID				
44427 - FED.AID HEALTH CAT.	0	0	242,336	242,336
44427P - FED- HLTH CAT PRIOR	0	0	0	0
Total 44 - STATE & FEDERAL AID	0	0	242,336	242,336
48-TRANSFER				
48000 - TRANSFER-IN	0	0	0	0
Total 48 - TRANSFER	0	0	0	0
Total Revenue	0	0	242,336	242,336
51-SALARIES BENEFITS				
51000 - REGULAR WAGES	36,058	31,904	39,295	42,539
51020 - OTHER WAGES	0	0	0	0
51060 - OVERTIME PAY	232	513	0	0
51070 - UNEMPLOYMENT INSURANCE	59	50	45	45
51080 - RETIREMENT	9,667	9,632	13,789	14,927
51081 - OPEB LIABILITY	1,629	1,654	1,629	1,629
51090 - GROUP INSURANCE	6,916	5,045	13,786	12,446
51100 - FICA/MEDICARE OASDI	2,670	2,506	3,006	3,254
51110 - COMPENSATION INSURANCE	40	580	580	720
51150 - LIFE INSURANCE	0	0	0	96
Total 51 - SALARIES & BENEFITS	57,271	51,884	72,130	75,656
52-SERVICES SUPPLIES				
520201 - PHONE - LAND LINE (S)	0	0	0	0
520210 - POSTAGE/SHIP, MAIL COST	0	0	0	0
520250 - COPY MACHINE LEASE	0	0	0	0
520290 - POSTAGE MACHINE RENT/LEAS	0	0	0	0
521500 - MEDICAL SUPPLIES	0	0	0	0
521800 - OFFICE EXPENSE	0	130	0	0
521900 - PROFESSIONAL SVC	106,703	151,636	124,000	124,000
524200 - RENTS/LEASES STRUCTURES	0	0	0	0
524400 - SPECIAL DEPARTMENT EXPENSE	0	0	0	0
525000 - OVERHEAD	5,305	4,538	4,538	4,538
525119 - LIABILITY SELF-FUND INSURANCE	447	519	519	612
527380 - NON EMPLOYEE TRAVEL	0	0	0	0
527400 - TRAVEL- IN COUNTY	0	0	0	0
527500 - TRAVEL- OUT OF COUNTY	0	952	7,151	7,151
527750 - IN CNTY HOSTING	0	0	0	0
Total 52 - SERVICES & SUPPLIES	112,455	157,775	136,208	136,301
53-OTHER CHARGES				
530100 - SUPPORT - CARE OF PERSONS	18,872	19,479	18,000	18,000
Total 53 - OTHER CHARGES	18,872	19,479	18,000	18,000
57-TRANSFER OUT				
570000 - TRANSFERS IN/OUT--IT	0	0	0	0
Total 57 - TRANSFER OUT	0	0	0	0

FEDERAL AID TITLE III (HEALTH)

Fund: 0015 PUBLIC HEALTH

Budget Unit: 70559 - FED AID TL III.(HLTH)

Function: 04 - HEALTH & SANITATION

Activity: 24 - HEALTH

Detail by Revenue Category and Expenditure Object 1	2023-24		2024-25	
	2022-23 Actual 2	Actual <input checked="" type="checkbox"/> 3	2024-25 Recommended 4	Adopted by the Board of Supervisors 5
		Estimated <input type="checkbox"/>		
Total Expenditures and Appropriations	188,598	229,138	226,338	229,957
Net Cost	188,598	229,138	(15,998)	(12,379)

VETERANS SERVICES

State Controller Schedule
County Budget Act

Plumas County
Financing Sources and Uses by Budget Unit by Object
Governmental Funds
Fiscal Year 2024-25

Schedule 9
Page 9.73

Fund: 0001 GENERAL

Budget Unit: 20640 - VETERANS SERVICES

Function: 05 - PUBLIC ASSISTANCE

Activity: 31 - VETERANS SERVICE

2024-25

Adopted by the
Board of
Supervisors

Detail by Revenue Category and Expenditure Object 1	2022-23 Actual 2	2023-24 Actual <input checked="" type="checkbox"/> Estimated <input type="checkbox"/> 3	2024-25 Recommended 4	5
43-USE OF MONEY PROPERTY				
43010 - INTEREST-INVESTED FUNDS	0	0	0	0
Total 43 - USE OF MONEY & PROPERTY	0	0	0	0
44-STATE FEDERAL AID				
44220 - STATE-AID VETERANS AFFAIR	58,594	2,929	57,444	57,444
44220P - STATE-AID VETERANS AFFAIR	795	46,648	0	0
44275 - STATE REIMBURSEMENT	0	0	0	0
Total 44 - STATE & FEDERAL AID	59,389	49,577	57,444	57,444
45-CHARGES FOR SERVICES				
45138 - RESTITUTION	0	0	0	0
Total 45 - CHARGES FOR SERVICES	0	0	0	0
46-OTHER REVENUE				
46239 - DONATIONS	244	0	0	0
46251 - REIMBURSEMENTS/REFUNDS	0	0	0	0
46253 - REIMB - CO DISASTR RESPON	0	0	0	0
Total 46 - OTHER REVENUE	244	0	0	0
48-TRANSFER				
48000 - TRANSFER-IN	50,000	50,000	50,000	75,000
48001 - TRANSFER-IN1	0	0	0	0
Total 48 - TRANSFER	50,000	50,000	50,000	75,000
Total Revenue	109,633	99,577	107,444	132,444
51-SALARIES BENEFITS				
51000 - REGULAR WAGES	92,851	99,632	134,116	135,450
51020 - OTHER WAGES	5,830	0	0	0
51060 - OVERTIME PAY	3,183	4,046	0	0
51070 - UNEMPLOYMENT INSURANCE	1,034	853	823	823
51080 - RETIREMENT	25,488	23,943	47,061	47,529
51081 - OPEB LIABILITY	5,946	6,038	5,946	5,946
51090 - GROUP INSURANCE	6,459	7,200	25,781	69,033
51100 - FICA/MEDICARE OASDI	8,296	8,719	10,260	10,362
51110 - COMPENSATION INSURANCE	161	545	545	1,054
51120 - CELL PHONE ALLOW	0	1,050	1,200	1,200
51150 - LIFE INSURANCE	0	0	0	352
Total 51 - SALARIES & BENEFITS	149,248	152,026	225,732	271,749
52-SERVICES SUPPLIES				
520201 - PHONE - LAND LINE (S)	203	0	400	400
520210 - POSTAGE/SHIP, MAIL COST	2,120	0	0	0
520227 - FOLDERS/FILES/BINDERS	0	0	0	0
520233 - PRINTING SVC/CHRG	0	0	0	0
520234 - PRINTER SUPPLIES	0	0	0	0
520250 - COPY MACHINE LEASE	0	250	250	250
520410 - SOFTWARE LICENSE	0	0	0	0
520411 - ANN SOFTWARE FEE/MAINT	0	0	0	0

VETERANS SERVICES

State Controller Schedule
County Budget Act

Plumas County
Financing Sources and Uses by Budget Unit by Object
Governmental Funds
Fiscal Year 2024-25

Schedule 9
Page 9.74

Fund: 0001 GENERAL

Budget Unit: 20640 - VETERANS SERVICES

Function: 05 - PUBLIC ASSISTANCE

Activity: 31 - VETERANS SERVICE

2024-25

**Adopted by the
Board of
Supervisors**

**Detail by Revenue Category and
Expenditure Object**
1

**2022-23
Actual**
2

**2023-24
Actual ☒
Estimated ☐**
3

**2024-25
Recommended**
4

52-SERVICES SUPPLIES (continued)

520419 - COVID PPE & CLEANING COST	0	0	0	0
520902 - VEHICLE MAINTENANCE	942	793	1,200	1,200
521600 - MEMBERSHIPS/ANNUAL DUES	3,000	3,000	3,000	3,000
521700 - MISC EXPENSES	0	0	0	0
521800 - OFFICE EXPENSE	1,619	419	2,500	2,500
521900 - PROFESSIONAL SVC	0	0	0	0
523000 - PROMOTIONAL MATERIAL	0	0	500	500
523710 - ANNUAL PUB/REF MANUALS	375	213	500	500
525000 - OVERHEAD	0	0	0	0
525119 - LIABILITY SELF-FUND INSURANCE	1,080	1,205	1,205	1,396
525250 - OUTREACH & OTHER PROG EXP	2,185	1,615	13,500	13,500
527380 - NON EMPLOYEE TRAVEL	0	0	0	0
527400 - TRAVEL- IN COUNTY	1,273	1,420	2,000	2,000
527500 - TRAVEL- OUT OF COUNTY	7,780	4,905	3,000	3,000
529500 - COMPUTER	1,356	0	1,526	1,526
Total 52 - SERVICES & SUPPLIES	21,933	13,820	29,581	29,772

54-FIXED ASSETS

541500 - VEHICLE	0	0	0	0
Total 54 - FIXED ASSETS	0	0	0	0

57-TRANSFER OUT

570000 - TRANSFERS IN/OUT--IT	0	0	0	0
Total 57 - TRANSFER OUT	0	0	0	0

Total Expenditures and Appropriations	171,181	165,846	255,313	301,521
Net Cost	61,548	66,269	147,869	169,077

HOSPITAL PREPAREDNESS PROGRAM

State Controller Schedule
County Budget Act

Plumas County
Financing Sources and Uses by Budget Unit by Object
Governmental Funds
Fiscal Year 2024-25

Schedule 9
Page 9.176

Fund: 0015 0015P PUBLIC HLTH EMRG PREPAR

Budget Unit: 70566 - HLTH- HPP

Function: 04 - HEALTH & SANITATION

Activity: 24 - HEALTH

Detail by Revenue Category and Expenditure Object 1	2022-23 Actual 2	2023-24 Actual <input checked="" type="checkbox"/> Estimated <input type="checkbox"/> 3	2024-25 Recommended 4	2024-25 Adopted by the Board of Supervisors 5
43-USE OF MONEY PROPERTY				
43010 - INTEREST-INVESTED FUNDS	4,103	2,783	0	0
Total 43 - USE OF MONEY & PROPERTY	4,103	2,783	0	0
44-STATE FEDERAL AID				
44141 - ST.-AID HLTH CAT. PROGRAM	64,924	0	138,629	138,629
44141P - ST AID HLTH CAT PRIOR YR	21,885	102,580	0	0
Total 44 - STATE & FEDERAL AID	86,809	102,580	138,629	138,629
46-OTHER REVENUE				
46251 - REIMBURSEMENTS/REFUNDS	0	0	0	0
Total 46 - OTHER REVENUE	0	0	0	0
48-TRANSFER				
48000 - TRANSFER-IN	0	0	0	0
48001 - TRANSFER-IN1	0	0	0	0
48002 - TRANSFER-IN2	0	0	0	0
Total 48 - TRANSFER	0	0	0	0
Total Revenue	90,912	105,363	138,629	138,629
51-SALARIES BENEFITS				
51000 - REGULAR WAGES	47,105	45,270	61,577	52,632
51060 - OVERTIME PAY	157	355	0	0
51070 - UNEMPLOYMENT INSURANCE	64	63	57	57
51080 - RETIREMENT	12,886	15,582	21,607	18,469
51081 - OPEB LIABILITY	1,299	1,473	1,450	1,450
51090 - GROUP INSURANCE	3,386	6,012	12,679	13,239
51100 - FICA/MEDICARE OASDI	3,528	3,451	4,711	4,026
51110 - COMPENSATION INSURANCE	(80)	661	661	890
51120 - CELL PHONE ALLOW	0	14	0	0
51150 - LIFE INSURANCE	0	0	0	89
Total 51 - SALARIES & BENEFITS	68,345	72,881	102,742	90,852
52-SERVICES SUPPLIES				
520200 - COMMUNICATIONS	0	0	0	0
520201 - PHONE - LAND LINE (S)	0	0	0	0
520216 - PDA-PRSNL DIGITAL ASSIST	0	0	0	0
520217 - SATELLITE PHONES	0	0	0	0
520902 - VEHICLE MAINTENANCE	0	0	0	0
521500 - MEDICAL SUPPLIES	0	0	0	0
521503 - VACCINE	0	0	0	0
521504 - PERSCRPTNS/PHARMACEUTICL	0	0	0	0
521800 - OFFICE EXPENSE	0	0	0	0
521900 - PROFESSIONAL SVC	0	0	29,036	29,036
523300 - EDUCATE MATERIAL/INCENT	0	0	0	0
524400 - SPECIAL DEPARTMENT EXPENSE	25,134	31,007	5,400	5,400
524771 - BIOTERRORISM EQUIPMENT	0	0	0	0
525000 - OVERHEAD	4,372	2,415	2,415	2,415

HOSPITAL PREPAREDNESS PROGRAM

State Controller Schedule
County Budget Act

Plumas County
Financing Sources and Uses by Budget Unit by Object
Governmental Funds
Fiscal Year 2024-25

Schedule 9
Page 9.177

Fund: 0015 0015P PUBLIC HLTH EMRG PREPAR

Budget Unit: 70566 - HLTH- HPP

Function: 04 - HEALTH & SANITATION

Activity: 24 - HEALTH

Detail by Revenue Category and Expenditure Object 1	2022-23 Actual 2	2023-24 Actual <input checked="" type="checkbox"/> Estimated <input type="checkbox"/> Recommended <input type="checkbox"/>		2024-25 Adopted by the Board of Supervisors 5
		3	4	
52-SERVICES SUPPLIES (continued)				
525119 - LIABILITY SELF-FUND INSURANCE	550	655	655	772
527380 - NON EMPLOYEE TRAVEL	3,155	493	4,081	4,081
527400 - TRAVEL- IN COUNTY	0	0	10,469	10,469
527500 - TRAVEL- OUT OF COUNTY	195	11,785	7,500	7,500
527750 - IN CNTY HOSTING	0	0	0	0
529500 - COMPUTER	0	0	0	0
Total 52 - SERVICES & SUPPLIES	33,406	46,355	59,556	59,673
54-FIXED ASSETS				
549122 - BIOTERRORISM EQUIP	0	0	0	0
Total 54 - FIXED ASSETS	0	0	0	0
57-TRANSFER OUT				
570000 - TRANSFERS IN/OUT--IT	0	0	0	0
Total 57 - TRANSFER OUT	0	0	0	0
58-TRANSFERS				
580001 - TRANSFER	0	0	0	0
580002 - TRANSFER	2,000	2,000	0	0
Total 58 - TRANSFERS	2,000	2,000	0	0
Total Expenditures and Appropriations	103,751	121,236	162,298	150,525
Net Cost	12,839	15,873	23,669	11,896

HEALTH CDC BASE/PANDEMIC/FLU

State Controller Schedule
County Budget Act

Plumas County
Financing Sources and Uses by Budget Unit by Object
Governmental Funds
Fiscal Year 2024-25

Schedule 9
Page 9.174

Fund: 0015 0015P PUBLIC HLTH EMRG PREPAR

Budget Unit: 70561 - HLTH CDC BASE/PAN FLU

Function: 04 - HEALTH & SANITATION

Activity: 24 - HEALTH

Detail by Revenue Category and Expenditure Object 1	2022-23 Actual 2	2023-24 Actual <input checked="" type="checkbox"/> Estimated <input type="checkbox"/> 3	2024-25 Recommended 4	2024-25 Adopted by the Board of Supervisors 5
43-USE OF MONEY PROPERTY				
43010 - INTEREST-INVESTED FUNDS	2,657	307	0	0
Total 43 - USE OF MONEY & PROPERTY	2,657	307	0	0
44-STATE FEDERAL AID				
44141 - ST.-AID HLTH CAT. PROGRAM	17,850	0	119,130	119,130
44141P - ST AID HLTH CAT PRIOR YR	74,279	89,651	0	0
Total 44 - STATE & FEDERAL AID	92,129	89,651	119,130	119,130
46-OTHER REVENUE				
46251 - REIMBURSEMENTS/REFUNDS	0	0	0	0
Total 46 - OTHER REVENUE	0	0	0	0
48-TRANSFER				
48000 - TRANSFER-IN	0	0	0	0
48001 - TRANSFER-IN1	0	0	0	0
Total 48 - TRANSFER	0	0	0	0
Total Revenue	94,786	89,958	119,130	119,130
51-SALARIES BENEFITS				
51000 - REGULAR WAGES	50,138	50,737	64,964	63,995
51020 - OTHER WAGES	0	(49)	0	0
51060 - OVERTIME PAY	203	532	0	0
51070 - UNEMPLOYMENT INSURANCE	81	77	66	66
51080 - RETIREMENT	13,597	14,743	22,796	22,456
51081 - OPEB LIABILITY	1,299	1,473	1,450	1,450
51090 - GROUP INSURANCE	4,618	7,008	13,287	15,810
51100 - FICA/MEDICARE OASDI	3,735	3,865	4,970	4,896
51110 - COMPENSATION INSURANCE	(68)	797	797	1,045
51120 - CELL PHONE ALLOW	0	6	0	0
51150 - LIFE INSURANCE	0	0	0	103
Total 51 - SALARIES & BENEFITS	73,603	79,189	108,330	109,821
52-SERVICES SUPPLIES				
520200 - COMMUNICATIONS	0	0	0	0
520201 - PHONE - LAND LINE (S)	0	0	0	0
520202 - CELL PHONE SERVICE	38	0	0	0
520205 - PAGER SERVICE	0	0	0	0
520210 - POSTAGE/SHIP, MAIL COST	0	0	0	0
520215 - ANSWERING SERVICE	0	0	0	0
520217 - SATELLITE PHONES	0	0	0	0
520220 - PAPER/PAPER SUPPLIES	0	0	0	0
520234 - PRINTER SUPPLIES	0	0	0	0
520250 - COPY MACHINE LEASE	0	0	0	0
520410 - SOFTWARE LICENSE	0	0	450	450
520901 - OFFICE EQUIP MAINTENANCE	0	0	0	0
520902 - VEHICLE MAINTENANCE	0	0	0	0
521230 - OFFICE FURNITURE/EQUIP	0	0	0	0

HEALTH CDC BASE/PANDEMIC/FLU

State Controller Schedule
County Budget Act

Plumas County
Financing Sources and Uses by Budget Unit by Object
Governmental Funds
Fiscal Year 2024-25

Schedule 9
Page 9.175

Fund: 0015 0015P PUBLIC HLTH EMRG PREPAR

Budget Unit: 70561 - HLTH CDC BASE/PAN FLU

Function: 04 - HEALTH & SANITATION

Activity: 24 - HEALTH

Detail by Revenue Category and Expenditure Object 1	2022-23 Actual 2	2023-24 Actual <input checked="" type="checkbox"/> Estimated <input type="checkbox"/> Recommended <input type="checkbox"/>		2024-25 Adopted by the Board of Supervisors 5
		3	4	
52-SERVICES SUPPLIES (continued)				
521500 - MEDICAL SUPPLIES	0	0	0	0
521503 - VACCINE	0	0	0	0
521800 - OFFICE EXPENSE	0	0	0	0
521900 - PROFESSIONAL SVC	3,782	18,992	4,000	4,000
523000 - PROMOTIONAL MATERIAL	0	0	0	0
523300 - EDUCATE MATERIAL/INCENT	282	0	0	0
524400 - SPECIAL DEPARTMENT EXPENSE	2,186	3,392	6,200	6,200
524430 - CABLE RADIO/TV	0	0	0	0
524771 - BIOTERRORISM EQUIPMENT	0	0	0	0
525000 - OVERHEAD	27,031	2,102	2,102	2,102
525119 - LIABILITY SELF-FUND INSURANCE	686	803	803	891
527380 - NON EMPLOYEE TRAVEL	0	0	0	0
527400 - TRAVEL- IN COUNTY	123	0	500	500
527500 - TRAVEL- OUT OF COUNTY	8,517	20,998	16,656	16,656
527750 - IN CNTY HOSTING	0	0	0	0
529500 - COMPUTER	0	0	0	0
529851 - COMPUTER HARDWARE/SUPPL	0	0	0	0
Total 52 - SERVICES & SUPPLIES	42,645	46,287	30,711	30,799
54-FIXED ASSETS				
549122 - BIOTERRORISM EQUIP	0	0	0	0
Total 54 - FIXED ASSETS	0	0	0	0
57-TRANSFER OUT				
570000 - TRANSFERS IN/OUT--IT	0	0	0	0
Total 57 - TRANSFER OUT	0	0	0	0
58-TRANSFERS				
580000 - TRANSFER	0	0	0	0
Total 58 - TRANSFERS	0	0	0	0
Total Expenditures and Appropriations	116,248	125,476	139,041	140,620
Net Cost	21,462	35,518	19,911	21,490

EMERGENCY MEDICAL SERVICES

State Controller Schedule
County Budget Act

Plumas County
Financing Sources and Uses by Budget Unit by Object
Governmental Funds
Fiscal Year 2024-25

Schedule 9
Page 9.166

Fund: 0015 0015E E.M.S.

Budget Unit: 20621 - EMS

Function: 02 - PUBLIC PROTECTION

Activity: 24 - HEALTH

Detail by Revenue Category and Expenditure Object 1	2022-23 Actual 2	2023-24		2024-25 Recommended 4	2024-25 Adopted by the Board of Supervisors 5
		Actual <input checked="" type="checkbox"/>	Estimated <input type="checkbox"/>		
43-USE OF MONEY PROPERTY					
43010 - INTEREST-INVESTED FUNDS	499	540		0	0
Total 43 - USE OF MONEY & PROPERTY	499	540		0	0
45-CHARGES FOR SERVICES					
45142 - HLTH EMS	41,345	44,508		62,000	62,000
Total 45 - CHARGES FOR SERVICES	41,345	44,508		62,000	62,000
Total Revenue	41,844	45,048		62,000	62,000
52-SERVICES SUPPLIES					
521900 - PROFESSIONAL SVC	32,678	31,279		53,240	53,240
525000 - OVERHEAD	231	869		869	869
Total 52 - SERVICES & SUPPLIES	32,909	32,148		54,109	54,109
58-TRANSFERS					
580000 - TRANSFER	6,466	6,909		0	0
Total 58 - TRANSFERS	6,466	6,909		0	0
Total Expenditures and Appropriations	39,375	39,057		54,109	54,109
Net Cost	(2,469)	(5,991)		(7,891)	(7,891)

HEALTH VITAL RECORDS ISSUANCE & PRESERVATION

State Controller Schedule
County Budget Act

Plumas County
Financing Sources and Uses by Budget Unit by Object
Governmental Funds
Fiscal Year 2024-25

Schedule 9
Page 9.165

Fund: 0015 0015V HEALTH VITAL STATISTICS

Budget Unit: 20565 - HLTH VRIP H&S 10605.3

Function: 04 - HEALTH & SANITATION

Activity: 24 - HEALTH

Detail by Revenue Category and Expenditure Object 1	2022-23 Actual 2	2023-24 Actual <input checked="" type="checkbox"/> Estimated <input type="checkbox"/> Recommended <input type="checkbox"/>		2024-25 Adopted by the Board of Supervisors 5
		3	4	
43-USE OF MONEY PROPERTY				
43010 - INTEREST-INVESTED FUNDS	222	320	0	0
Total 43 - USE OF MONEY & PROPERTY	222	320	0	0
45-CHARGES FOR SERVICES				
45132 - HLTH. VRIP H & S 10605.3	2,203	2,390	1,800	1,800
45137 - HLTH B & D 1605.5	4	2	200	200
Total 45 - CHARGES FOR SERVICES	2,207	2,392	2,000	2,000
Total Revenue	2,429	2,712	2,000	2,000
51-SALARIES BENEFITS				
51080 - RETIREMENT	0	0	0	0
51100 - FICA/MEDICARE OASDI	0	0	0	0
Total 51 - SALARIES & BENEFITS	0	0	0	0
52-SERVICES SUPPLIES				
520234 - PRINTER SUPPLIES	0	0	0	0
520261 - PRE-PRINTED FORMS	644	0	2,200	2,200
520410 - SOFTWARE LICENSE	0	0	0	0
521230 - OFFICE FURNITURE/EQUIP	0	0	0	0
521600 - MEMBERSHIPS/ANNUAL DUES	0	0	0	0
521800 - OFFICE EXPENSE	0	0	100	100
525000 - OVERHEAD	1,150	1,852	1,852	1,852
527500 - TRAVEL- OUT OF COUNTY	0	0	0	0
529851 - COMPUTER HARDWARE/SUPPL	0	0	0	0
Total 52 - SERVICES & SUPPLIES	1,794	1,852	4,152	4,152
Total Expenditures and Appropriations	1,794	1,852	4,152	4,152
Net Cost	(635)	(860)	2,152	2,152

Rob Thorman, Director

The mission of the Public Works Department includes:

- Maintain, repair, design, and construct county roads, bridges, and stormwater drainage systems in accordance with local, state, and federal laws/standards to maximize public safety.
- Review and approve land development projects as they relate to the county road and drainage systems.
- Pursue and obtain federal and state funds for the county roads, bridges, and storm drainage systems.

The Department of Public Works strives to provide a safe, secure, and reliable infrastructure for the County. The Department serves the public as the Road Department by providing for the construction and maintenance of County roads and bridges.

The Road Department also provides staffing to serve the public for:

- Flood Control & Water Conservation District
- Solid Waste Division
- Engineering Department (County Engineer and County Surveyor)
- Walker Ranch Community Services District (water and sewer)
- Beckwourth Community Services Area (sewer)
- Transportation Commission
- County Service Area # 12 (Transit Operations)
- Quincy Lighting District
- Crescent Mills Lighting District

ROAD DEPARTMENT

State Controller Schedule
County Budget Act

Plumas County
Financing Sources and Uses by Budget Unit by Object
Governmental Funds
Fiscal Year 2024-25

Schedule 9
Page 9.117

Fund: 0002 ROAD

Budget Unit: 20521 - ROAD DEPARTMENT

Function: 03 - PUBLIC WAYS & FACILITIES

Activity: 22 - PUBLIC WAYS

Detail by Revenue Category and Expenditure Object 1	2022-23 Actual 2	2023-24 Actual <input checked="" type="checkbox"/> Estimated <input type="checkbox"/> 3	2024-25 Recommended 4	2024-25 Adopted by the Board of Supervisors 5
40-TAX REVENUE				
40070 - TIMBER YIELD TAX	1,382	935	1,000	1,000
Total 40 - TAX REVENUE	1,382	935	1,000	1,000
41-LICENSES PERMITS				
41050 - FRANCHISES	94,390	94,096	90,000	90,000
41050P - FRANCHISES	0	0	0	0
Total 41 - LICENSES & PERMITS	94,390	94,096	90,000	90,000
42-FINES PENALTIES				
41050P - FRANCHISES	0	0	0	0
42085 - DEVELOP FEE PRO RATA SHR	0	0	0	0
Total 42 - FINES & PENALTIES	0	0	0	0
43-USE OF MONEY PROPERTY				
43000 - INTEREST INCOME LEASE	0	0	0	0
43010 - INTEREST-INVESTED FUNDS	86,147	158,157	100,000	100,000
43020 - RENTS & CONCESSIONS	48,837	50,259	40,000	40,000
43700 - LEASE REVENUE	0	0	0	0
43998 - UNREALIZED GAINS/LOSSES	30,883	0	0	0
Total 43 - USE OF MONEY & PROPERTY	165,867	208,416	140,000	140,000
44-STATE FEDERAL AID				
44027 - STATE GRANT	132,323	98,216	160,000	160,000
44027P - STATE GRANT	0	0	0	0
44030 - STATE-HIGHWAY USERS TAX	2,647,468	2,795,590	3,016,513	3,016,513
44033 - STATE AID STIP	0	0	1,500,000	1,500,000
44033P - STATE AID- STIP	0	0	0	0
44034 - STATE-OHV TRAIL GRANT	0	0	0	0
44102 - STATE - AIR RESRC BRD GRN	0	0	0	0
44109 - STATE-AID OHV (LIC FEES)	10,261	27,382	30,000	30,000
44120 - STATE-OHV GRANT RD MAINT	0	73,469	154,888	154,888
44210 - STATE-AID FOR DISASTER	236,341	106,971	0	0
44228 - STATE- PROP 50	0	0	0	0
44276 - STATE - TIRE GRANT	0	0	0	0
44290 - STATE-OTHER	0	0	0	0
44353 - STATE SR2S	0	0	0	0
44353P - STATE SR25	0	0	0	0
44354 - STATE-TEA21 RSTP	238,395	238,395	238,395	238,395
44354P - STATE- TEA21 RSTP	0	0	0	0
44355 - STATE - TEA APPRT EXCHNG	100,000	100,000	100,000	100,000
44355P - STATE- TEA APPRT EXCHG	0	0	0	0
44382 - STATE- PROP 1B	2,663,747	2,579,303	2,878,317	2,878,317
44394 - PROP 42 LOCAL STRT& ROAD	0	0	0	0
44408 - FEDERAL STIMULUS (ARRA)	0	0	0	0
44415 - FEDERAL - OTHER	68,976	219,186	400,000	400,000
44417 - FEDERAL RIP/STIP	17,935	90,150	50,000	50,000

ROAD DEPARTMENT

State Controller Schedule
County Budget Act

Plumas County
Financing Sources and Uses by Budget Unit by Object
Governmental Funds
Fiscal Year 2024-25

Schedule 9
Page 9.118

Fund: 0002 ROAD

Budget Unit: 20521 - ROAD DEPARTMENT

Function: 03 - PUBLIC WAYS & FACILITIES

Activity: 22 - PUBLIC WAYS

Detail by Revenue Category and Expenditure Object 1	2022-23 Actual 2	2023-24 Actual <input checked="" type="checkbox"/> Estimated <input type="checkbox"/> 3	2024-25 Recommended 4	2024-25 Adopted by the Board of Supervisors 5
44-STATE FEDERAL AID (continued)				
44428 - FED - HBRR BRIDGE	607,364	162,505	4,500,000	4,500,000
44428P - FED -HBRR BRIDGE	0	0	0	0
44429 - FED- HR3	227,968	151,352	0	0
44429P - FED-HR3	0	0	0	0
44508 - ST-DIESEL TX/OIL RECYL	12,075	13,531	5,000	5,000
44508P - ST-DIESEL TX/OIL RECYL	388	0	0	0
44512 - HR 2389	1,441,141	1,475,370	1,500,000	1,500,000
44512P - HR 2389	0	0	0	0
Total 44 - STATE & FEDERAL AID	8,404,382	8,131,420	14,533,113	14,533,113
45-CHARGES FOR SERVICES				
42085 - DEVELOP FEE PRO RATA SHR	0	0	0	0
45004 - FUEL FACILITY OTHER REV.	107,693	112,490	125,000	125,000
45009 - LDR FEES & CHARGES	5,954	5,229	6,500	6,500
45099 - PC 1464 ST. PEN F&G	0	0	0	0
45138 - RESTITUTION	350	0	0	0
45260 - ROAD & STREET SERVICE	0	0	0	0
45261 - TRANSP.& ENCROAC. PERMITS	11,183	7,289	12,000	12,000
45261P - TRANSP & ENCROAC PERMITS	60	0	0	0
45301 - TIPPING FEE	0	0	0	0
45301P - TIPPING FEE	0	0	0	0
45308 - OUTSIDE SERVICE REIM.	3,436	16,382	5,000	5,000
45308P - OUTSIDE SERVICE REIM.	1,150	0	0	0
45442 - INTER-CO CHRG SVC	533,141	679,398	500,000	500,000
45442P - INTER-CO SVC PRIOR YR	0	0	0	0
Total 45 - CHARGES FOR SERVICES	662,967	820,788	648,500	648,500
46-OTHER REVENUE				
46024 - OTHER - SERVICE PROVIDED	0	0	0	0
46082 - SALE OF SURPLUS PROP	573	2,156	5,000	5,000
46251 - REIMBURSEMENTS/REFUNDS	522	74,561	5,000	5,000
46251P - REIMB/REFUNDS/PRIOR	0	0	0	0
46253 - REIMB - CO DISASTR RESPON	9,458	0	0	0
Total 46 - OTHER REVENUE	10,553	76,717	10,000	10,000
48-TRANSFER				
48000 - TRANSFER-IN	257,671	204,534	100,000	100,000
48001 - TRANSFER-IN1	0	0	0	0
48005 - TRANSFER-IN5	0	0	123,261	123,261
48007 - TSF-IN CRF REIMB	0	0	75,000	75,000
48021 - TRF IN - ARPA FUNDS	253,000	0	0	0
48100 - TRF IN DIASTER	406,322	0	50,000	50,000
Total 48 - TRANSFER	916,993	204,534	348,261	348,261
Total Revenue	10,256,534	9,536,906	15,770,874	15,770,874

ROAD DEPARTMENT

State Controller Schedule
County Budget Act

Plumas County
Financing Sources and Uses by Budget Unit by Object
Governmental Funds
Fiscal Year 2024-25

Schedule 9
Page 9.119

Fund: 0002 ROAD

Budget Unit: 20521 - ROAD DEPARTMENT

Function: 03 - PUBLIC WAYS & FACILITIES

Activity: 22 - PUBLIC WAYS

Detail by Revenue Category and Expenditure Object 1	2022-23 Actual 2	2023-24 Actual <input checked="" type="checkbox"/> Estimated <input type="checkbox"/> Recommended 3	2024-25 Adopted by the Board of Supervisors 4	2024-25 Adopted by the Board of Supervisors 5
51-SALARIES BENEFITS				
51000 - REGULAR WAGES	2,762,626	3,068,292	3,379,962	3,789,687
51020 - OTHER WAGES	91,867	107,217	125,000	125,000
51040 - HOLIDAY PAY	0	0	0	0
51060 - OVERTIME PAY	221,961	122,560	175,000	175,000
51070 - UNEMPLOYMENT INSURANCE	13,519	10,978	9,944	9,944
51080 - RETIREMENT	763,759	792,163	1,186,029	1,329,801
51081 - OPEB LIABILITY	135,555	137,649	135,555	135,555
51090 - GROUP INSURANCE	632,935	653,291	1,066,625	1,433,629
51100 - FICA/MEDICARE OASDI	238,959	258,549	258,567	289,911
51110 - COMPENSATION INSURANCE	(20,208)	162,854	162,854	234,631
51120 - CELL PHONE ALLOW	0	0	0	0
51121 - BOOT ALLOWANCE	18,450	18,106	31,200	31,200
51123 - TOOL ALLOWANCE	6,000	4,925	7,500	7,500
51128 - BILINGUAL ALLOWANCE	0	0	0	0
51150 - LIFE INSURANCE	334	293	334	334
Total 51 - SALARIES & BENEFITS	4,865,757	5,336,877	6,538,570	7,562,192
52-SERVICES SUPPLIES				
520100 - CLOTHING-EMPLOYEE	0	0	0	0
520201 - PHONE - LAND LINE (S)	7,726	7,923	8,000	8,000
520202 - CELL PHONE SERVICE	1,411	1,477	2,000	2,000
520203 - INTERNET SERVICE	6,562	8,715	7,100	7,100
520210 - POSTAGE/SHIP, MAIL COST	1,174	513	1,000	1,000
520220 - PAPER/PAPER SUPPLIES	0	0	0	0
520221 - ENVELOPES	0	0	0	0
520227 - FOLDERS/FILES/BINDERS	0	0	0	0
520230 - COPY CHARGES	34	0	500	500
520234 - PRINTER SUPPLIES	1,439	1,973	2,500	2,500
520250 - COPY MACHINE LEASE	2,985	3,874	5,000	5,000
520261 - PRE-PRINTED FORMS	0	0	0	0
520400 - HOUSEHOLD EXPENSE	12,168	12,913	13,000	13,000
520407 - REFUSE DISPOSAL	10,950	11,410	10,000	10,000
520410 - SOFTWARE LICENSE	24,182	19,130	35,000	35,000
520419 - COVID PPE & CLEANING COST	0	0	0	0
520900 - EQUIPMENT MAINTENANCE	390,979	350,722	350,000	350,000
520940 - SAFETY EQUIPMENT/EXPENSES	5,636	3,892	5,000	5,000
520980 - CUTTING EDGES -SUPPLY	29,419	23,272	60,000	60,000
521102 - FUEL - VEHICLE	590,223	461,924	600,000	600,000
521104 - OIL, GREASE, LUBES--FLEET	23,905	39,430	30,000	30,000
521107 - PRE-EMPLOYMENT COSTS	230	0	400	400
52112P - DIESEL FUEL TX REFUND	0	0	0	0
521210 - RECLMTN MINE-WILLOW CRK	5,069	5,123	20,000	20,000
521220 - RECLMTN MINE-ROCKY PNT	5,257	5,312	20,000	20,000

ROAD DEPARTMENT

State Controller Schedule
County Budget Act

Plumas County
Financing Sources and Uses by Budget Unit by Object
Governmental Funds
Fiscal Year 2024-25

Schedule 9
Page 9.120

Fund: 0002 ROAD

Budget Unit: 20521 - ROAD DEPARTMENT

Function: 03 - PUBLIC WAYS & FACILITIES

Activity: 22 - PUBLIC WAYS

Detail by Revenue Category and Expenditure Object 1	2022-23 Actual 2	2023-24 Actual <input checked="" type="checkbox"/> Estimated <input type="checkbox"/> Recommended 3	2024-25 Recommended 4	2024-25 Adopted by the Board of Supervisors 5
52-SERVICES SUPPLIES (continued)				
521230 - OFFICE FURNITURE/EQUIP	607	2,070	1,000	1,000
521300 - MAINT. BUILDINGS & GROUND	9,614	13,639	20,000	20,000
521600 - MEMBERSHIPS/ANNUAL DUES	2,657	2,578	3,100	3,100
521750 - FITNESS & WELLNESS	0	0	0	0
521800 - OFFICE EXPENSE	9,238	6,205	10,000	10,000
521801 - Office Water	0	0	0	0
521820 - PRINTER	624	225	1,000	1,000
521900 - PROFESSIONAL SVC	643,619	425,343	6,500,000	6,500,000
523700 - PUBLICATIONS-LEGAL NOTICE	630	709	3,500	3,500
523800 - EQUIP RENT/LEASE	9,915	0	20,000	20,000
524200 - RENTS/LEASES STRUCTURES	34,202	33,715	40,000	40,000
524300 - SMALL TOOLS/INSTRUMENTS	9,480	14,326	17,000	17,000
524304 - DIGITAL CAMERA	0	0	0	0
524312 - CHAIRS/SEATING OFC FURN.	0	0	0	0
524400 - SPECIAL DEPARTMENT EXPENSE	46,229	43,150	100,000	100,000
524601 - CARB COMPLIANCE EXP	0	2,039	4,000	4,000
524760 - SALT	14,760	6,599	5,000	5,000
524761 - SAND	62,559	85,222	98,000	98,000
524763 - PAVING MATERIAL	91,910	279,972	400,000	400,000
524764 - COLD MIX	68,035	184,376	181,000	181,000
524765 - CHIP SEAL	78,620	94,078	202,000	202,000
524766 - PAINT HWY/BEADS	48,171	92,610	112,000	112,000
524767 - SIGNS	40,686	38,495	50,000	50,000
525000 - OVERHEAD	241,342	351,941	351,941	351,941
525119 - LIABILITY SELF-FUND INSURANCE	187,363	135,308	135,308	145,655
526003 - RADIO/PHONE -MOBILE	0	0	12,000	12,000
527000 - TRAINING	0	1,589	9,000	9,000
527350 - YARD/LNDSCP SERVICE	0	0	2,500	2,500
527400 - TRAVEL- IN COUNTY	0	0	150	150
527500 - TRAVEL- OUT OF COUNTY	2,383	4,713	7,500	7,500
527750 - IN CNTY HOSTING	0	0	0	0
527802 - ELECTRIC CHARGES	75,712	70,022	76,000	76,000
527803 - PROPANE/OTHR HEATING FUEL	136,752	104,433	150,000	150,000
527807 - WATER/SEWER CHARGES	6,501	6,062	10,000	10,000
529800 - TIRES, VEHICLE	20,118	29,832	25,000	25,000
529851 - COMPUTER HARDWARE/SUPPL	14,069	1,917	10,000	10,000
529874 - CHAINS, VEHICLE	49,358	62,409	60,000	60,000
Total 52 - SERVICES & SUPPLIES	3,024,503	3,051,180	9,786,499	9,796,846
53-OTHER CHARGES				
532400 - JUDGEMENTS & DAMAGES	0	0	0	0
532500 - RIGHT OF WAY	1,950	950	40,000	40,000
Total 53 - OTHER CHARGES	1,950	950	40,000	40,000

ROAD DEPARTMENT

State Controller Schedule
County Budget Act

Plumas County
Financing Sources and Uses by Budget Unit by Object
Governmental Funds
Fiscal Year 2024-25

Schedule 9
Page 9.121

Fund: 0002 ROAD

Budget Unit: 20521 - ROAD DEPARTMENT

Function: 03 - PUBLIC WAYS & FACILITIES

Activity: 22 - PUBLIC WAYS

Detail by Revenue Category and Expenditure Object 1	2022-23 Actual 2	2023-24 Actual <input checked="" type="checkbox"/> Estimated <input type="checkbox"/> Recommended <input type="checkbox"/>		2024-25 Adopted by the Board of Supervisors 5
		3	4	
54-FIXED ASSETS				
540110 - CAPITAL IMPROVEMENTS	0	0	0	0
540330 - HYDRAULIC PRESS	0	0	0	0
540412 - SOFTWARE	0	0	0	0
54050 - OFFICE EQUIPMENT	0	0	0	0
541760 - BEACON	0	0	0	0
541900 - PW INDUSTRIAL EQUIP	491,853	27,132	925,000	925,000
542600 - EQUIPMENT	0	0	106,000	106,000
54272 - 4 X 4 ATV	0	0	0	0
543260 - DOORS	0	0	0	0
543700 - COPY MACHINE	0	0	0	0
544751 - HEATER	0	0	0	0
544803 - RADAR SIGN	0	0	0	0
548221 - ACQ PANEL TRUSS BRIDGE	0	0	0	0
54850 - LAND ACQUISITION	0	0	0	0
549500 - COMPUTER HARDWARE	0	0	0	0
Total 54 - FIXED ASSETS	491,853	27,132	1,031,000	1,031,000
57-TRANSFER OUT				
570000 - TRANSFERS IN/OUT--IT	0	0	18,897	18,897
570001 - TSFR - MUNIS SAAS ANN FEE	0	0	0	0
Total 57 - TRANSFER OUT	0	0	18,897	18,897
58-TRANSFERS				
580000 - TRANSFER	43,975	27,317	50,000	50,000
580021 - TRANSFER-OUT ARPA	0	0	0	0
Total 58 - TRANSFERS	43,975	27,317	50,000	50,000
Total Expenditures and Appropriations	8,428,038	8,443,456	17,464,966	18,498,935
Net Cost	(1,828,496)	(1,093,450)	1,694,092	2,728,061

State Controller Schedule
County Budget Act

Plumas County
Financing Sources and Uses by Budget Unit by Object
Governmental Funds
Fiscal Year 2024-25

Schedule 9
Page 9.32

Fund: 0001 GENERAL

Budget Unit: 20210 - ENGINEER

Function: 01 - GENERAL GOVERNMENT

Activity: 16 - OTHER GENERAL

2024-25

**Adopted by the
Board of
Supervisors**

Detail by Revenue Category and Expenditure Object 1	2022-23 Actual 2	2023-24 Actual <input checked="" type="checkbox"/> Estimated <input type="checkbox"/> 3	2024-25 Recommended 4	5
43-USE OF MONEY PROPERTY				
43010 - INTEREST-INVESTED FUNDS	73	98	5	5
Total 43 - USE OF MONEY & PROPERTY	73	98	5	5
45-CHARGES FOR SERVICES				
45060 - ENGINEERING SERVICES	28,038	24,847	25,000	25,000
45200 - OTHR SVC OR SVC TO CRTS	25,245	16,619	20,000	20,000
45424 - ENGINEERING COPIES	7,046	7,550	5,000	5,000
Total 45 - CHARGES FOR SERVICES	60,329	49,016	50,000	50,000
46-OTHER REVENUE				
46251 - REIMBURSEMENTS/REFUNDS	0	0	0	0
46253 - REIMB - CO DISASTR RESPON	0	0	0	0
Total 46 - OTHER REVENUE	0	0	0	0
48-TRANSFER				
48000 - TRANSFER-IN	22,074	18,407	25,000	25,000
480000 - TRANSFER	4,976	5,920	5,000	5,000
48005 - TRANSFER-IN5	0	0	6,522	6,522
48021 - TRF IN - ARPA FUNDS	0	0	0	0
48999 - TRANSFER FROM STR SUPPS	0	0	0	0
Total 48 - TRANSFER	27,050	24,327	36,522	36,522
Total Revenue	87,452	73,441	86,527	86,527
51-SALARIES BENEFITS				
51000 - REGULAR WAGES	108,054	117,731	123,677	126,546
51020 - OTHER WAGES	0	0	0	0
51060 - OVERTIME PAY	0	203	500	500
51070 - UNEMPLOYMENT INSURANCE	212	201	177	177
51080 - RETIREMENT	26,171	28,940	43,398	44,405
51081 - OPEB LIABILITY	4,757	4,830	4,757	4,757
51090 - GROUP INSURANCE	22,074	23,847	40,250	38,077
51100 - FICA/MEDICARE OASDI	8,105	9,091	9,461	9,681
51110 - COMPENSATION INSURANCE	(21)	504	504	1,035
51121 - BOOT ALLOWANCE	450	450	600	600
51150 - LIFE INSURANCE	0	0	0	0
Total 51 - SALARIES & BENEFITS	169,802	185,797	223,324	225,778
52-SERVICES SUPPLIES				
520201 - PHONE - LAND LINE (S)	0	0	0	0
520210 - POSTAGE/SHIP, MAIL COST	188	146	300	300
520220 - PAPER/PAPER SUPPLIES	400	90	500	500
520226 - TONER/COPY MACH SUPPL	942	108	600	600
520230 - COPY CHARGES	495	439	650	650
520250 - COPY MACHINE LEASE	0	4,888	6,000	6,000
520410 - SOFTWARE LICENSE	0	0	500	500
520419 - COVID PPE & CLEANING COST	0	0	0	0
520902 - VEHICLE MAINTENANCE	0	0	0	0

Fund: 0001 GENERAL

Budget Unit: 20210 - ENGINEER

Function: 01 - GENERAL GOVERNMENT

Activity: 16 - OTHER GENERAL

2024-25

Adopted by the
Board of
Supervisors

Detail by Revenue Category and Expenditure Object 1	2022-23 Actual 2	2023-24 Actual <input checked="" type="checkbox"/> Estimated <input type="checkbox"/> 3	2024-25 Recommended 4	5
52-SERVICES SUPPLIES (continued)				
520907 - EQUIP. MAINT.CONTRACT	0	0	0	0
521230 - OFFICE FURNITURE/EQUIP	471	0	500	500
521231 - COMPUTERS<1500.00	0	0	0	0
521260 - CAMERA/CAMERA ACCESSORY	0	0	0	0
521800 - OFFICE EXPENSE	957	480	800	800
521900 - PROFESSIONAL SVC	2,942	2,862	5,000	5,000
525000 - OVERHEAD	0	0	0	0
525119 - LIABILITY SELF-FUND INSURANCE	1,254	1,358	1,358	1,503
527400 - TRAVEL- IN COUNTY	7	0	50	50
527500 - TRAVEL- OUT OF COUNTY	0	0	1,100	1,100
Total 52 - SERVICES & SUPPLIES	7,656	10,371	17,358	17,503
54-FIXED ASSETS				
540400 - OFFICE FURNITURE/EQUIPMT	0	0	0	0
570000 - TRANSFERS IN/OUT--IT	0	0	0	0
Total 54 - FIXED ASSETS	0	0	0	0
57-TRANSFER OUT				
570000 - TRANSFERS IN/OUT--IT	0	0	0	0
Total 57 - TRANSFER OUT	0	0	0	0
58-TRANSFERS				
580000 - TRANSFER	9,252	13,112	15,000	15,000
Total 58 - TRANSFERS	9,252	13,112	15,000	15,000
Total Expenditures and Appropriations	186,710	209,280	255,682	258,281
Net Cost	99,258	135,839	169,155	171,754

SOLID WASTE BOTTLE GRANT

State Controller Schedule
County Budget Act

Plumas County
Financing Sources and Uses by Budget Unit by Object
Governmental Funds
Fiscal Year 2024-25

Schedule 9
Page 9.259

Fund: 0057 SW GRANTS (PW)

Budget Unit: 20705 - SW-BOTTLE GRANT

Function: 04 - HEALTH & SANITATION

Activity: 25 - SANITATION

Detail by Revenue Category and Expenditure Object 1	2022-23 Actual 2	2023-24 Actual <input checked="" type="checkbox"/> Estimated <input type="checkbox"/> Recommended <input type="checkbox"/>		2024-25 Adopted by the Board of Supervisors 5
		3	4	
43-USE OF MONEY PROPERTY				
43010 - INTEREST-INVESTED FUNDS	326	452	0	0
43998 - UNREALIZED GAINS/LOSSES	443	0	0	0
Total 43 - USE OF MONEY & PROPERTY	769	452	0	0
44-STATE FEDERAL AID				
44279 - STATE BOTTLE GRANT SW	0	0	0	0
44279P - ST--BOTTLE GRANT	0	0	0	0
Total 44 - STATE & FEDERAL AID	0	0	0	0
Total Revenue	769	452	0	0
52-SERVICES SUPPLIES				
520210 - POSTAGE/SHIP, MAIL COST	0	0	0	0
521700 - MISC EXPENSES	9,819	0	9,900	9,900
523700 - PUBLICATIONS-LEGAL NOTICE	0	0	0	0
525000 - OVERHEAD	(14)	(37)	(37)	(37)
528400 - CONTINGENCIES	0	0	0	0
Total 52 - SERVICES & SUPPLIES	9,805	(37)	9,863	9,863
58-TRANSFERS				
580000 - TRANSFER	0	0	0	0
Total 58 - TRANSFERS	0	0	0	0
Total Expenditures and Appropriations	9,805	(37)	9,863	9,863
Net Cost	9,036	(489)	9,863	9,863

RISK MANAGEMENT

Travis Goings, Director

The mission of Risk Management & Safety is to assist in identifying, monitoring, and managing risks to Plumas County. The team works to provide safe work environments for all Plumas County employees through training and practical applications.

Risk Management & Safety coordinates coverage programs for general, professional, vehicle, and travel liability as well as real property, equipment, and special events for the county. The team aids all departments in the identification and examination of risks, selection of risk control and risk financing techniques, evaluation of the result, and improvement of the management of risk by county entities. Also, the team reviews insurance requirements for agreements, contracts, and use of facilities adopted for Plumas County.

Risk Management Department reviews workers' compensation claims, major capital projects and other agreements as requested. The team also tracks employee training and aids all department safety representatives by providing in-person and online training geared towards safety, and leadership. The team performs safety site inspections throughout each county department.

RISK MANAGEMENT

State Controller Schedule
County Budget Act

Plumas County
Financing Sources and Uses by Budget Unit by Object
Governmental Funds
Fiscal Year 2024-25

Schedule 9
Page 9.13

Fund: 0001 GENERAL

Budget Unit: 20032 - RISK MANAGEMENT

Function: 01 - GENERAL GOVERNMENT

Activity: 10 - LEGISLATIVE & ADMIN

2024-25

Adopted by the
Board of
Supervisors

Detail by Revenue Category and Expenditure Object 1	2022-23 Actual 2	2023-24 Actual <input checked="" type="checkbox"/> Estimated <input type="checkbox"/> 3	2024-25 Recommended 4	5
46-OTHER REVENUE				
46059 - SAFETY INCENTIVE	0	0	0	0
46251 - REIMBURSEMENTS/REFUNDS	0	0	0	0
Total 46 - OTHER REVENUE	0	0	0	0
48-TRANSFER				
48000 - TRANSFER-IN	2,930	0	0	0
480000 - TRANSFER	0	0	0	0
48005 - TRANSFER-IN5	0	0	3,865	3,865
Total 48 - TRANSFER	2,930	0	3,865	3,865
Total Revenue	2,930	0	3,865	3,865
51-SALARIES BENEFITS				
51000 - REGULAR WAGES	105,350	156,603	207,314	207,314
51020 - OTHER WAGES	0	0	0	0
51060 - OVERTIME PAY	0	710	5,000	5,000
51070 - UNEMPLOYMENT INSURANCE	0	0	23	23
51080 - RETIREMENT	32,847	44,702	72,746	72,746
51081 - OPEB LIABILITY	2,378	2,415	2,378	2,378
51090 - GROUP INSURANCE	18,474	27,962	40,250	60,174
51100 - FICA/MEDICARE OASDI	7,697	11,543	15,859	15,859
51110 - COMPENSATION INSURANCE	0	0	0	380
51120 - CELL PHONE ALLOW	800	960	960	960
51150 - LIFE INSURANCE	293	405	335	282
Total 51 - SALARIES & BENEFITS	167,839	245,300	344,865	365,116
52-SERVICES SUPPLIES				
520108 - UNIFORMS	0	0	200	200
520201 - PHONE - LAND LINE (S)	67	0	600	600
520202 - CELL PHONE SERVICE	0	0	1,400	1,400
520210 - POSTAGE/SHIP, MAIL COST	0	0	150	150
520220 - PAPER/PAPER SUPPLIES	0	0	0	0
520227 - FOLDERS/FILES/BINDERS	0	0	0	0
520230 - COPY CHARGES	0	0	0	0
520261 - PRE-PRINTED FORMS	0	0	0	0
520419 - COVID PPE & CLEANING COST	0	0	0	0
520900 - EQUIPMENT MAINTENANCE	0	1,241	1,500	1,500
520901 - OFFICE EQUIP MAINTENANCE	0	0	1,000	1,000
520902 - VEHICLE MAINTENANCE	0	2,013	2,500	2,500
520940 - SAFETY EQUIPMENT/EXPENSES	188	23	2,500	2,500
521102 - FUEL - VEHICLE	362	931	2,000	2,000
521600 - MEMBERSHIPS/ANNUAL DUES	0	0	2,500	2,500
521800 - OFFICE EXPENSE	1,877	2,829	3,700	3,700
521801 - Office Water	0	0	600	600
523711 - SUBSCRIPTIONS	0	0	0	0
524400 - SPECIAL DEPARTMENT EXPENSE	0	3,677	7,000	7,000

RISK MANAGEMENT

State Controller Schedule
County Budget Act

Plumas County
Financing Sources and Uses by Budget Unit by Object
Governmental Funds
Fiscal Year 2024-25

Schedule 9
Page 9.14

Fund: 0001 GENERAL

Budget Unit: 20032 - RISK MANAGEMENT

Function: 01 - GENERAL GOVERNMENT

Activity: 10 - LEGISLATIVE & ADMIN

2024-25

**Adopted by the
Board of
Supervisors**

**Detail by Revenue Category and
Expenditure Object**

**2022-23
Actual
2**

**2023-24
Actual ☒
Estimated ☐ Recommended**

**2024-25
4**

5

52-SERVICES SUPPLIES (continued)

525119 - LIABILITY SELF-FUND INSURANCE	0	0	0	313
527000 - TRAINING	0	0	2,000	2,000
527001 - TRAINING PUT ON BY CNTY	0	0	1,000	1,000
527400 - TRAVEL- IN COUNTY	537	0	2,000	2,000
527500 - TRAVEL- OUT OF COUNTY	130	232	2,500	2,500
529851 - COMPUTER HARDWARE/SUPPL	2,023	2,263	3,000	3,000
Total 52 - SERVICES & SUPPLIES	5,184	13,209	36,150	36,463

58-TRANSFERS

580000 - TRANSFER	0	0	0	0
Total 58 - TRANSFERS	0	0	0	0
Total Expenditures and Appropriations	173,023	258,509	381,015	401,579
Net Cost	170,093	258,509	377,150	397,714

OFFICE OF EMERGENCY SERVICES

State Controller Schedule
County Budget Act

Plumas County
Financing Sources and Uses by Budget Unit by Object
Governmental Funds
Fiscal Year 2024-25

Schedule 9
Page 9.64

Fund: 0001 GENERAL

Budget Unit: 20470 - OFF- EMERGENCY SERVICES

Function: 01 - GENERAL GOVERNMENT

Activity: 21 - OTHER PROTECTION

Detail by Revenue Category and Expenditure Object 1	2022-23 Actual 2	2023-24 Actual <input checked="" type="checkbox"/> Estimated <input type="checkbox"/> 3	2024-25 Recommended 4	2024-25 Adopted by the Board of Supervisors 5
44-STATE FEDERAL AID				
44027 - STATE GRANT	0	0	0	0
44380 - STATE- EMPG/OES	0	0	0	0
44380P - STATE EMPG/OES	0	0	0	0
Total 44 - STATE & FEDERAL AID	0	0	0	0
46-OTHER REVENUE				
46082 - SALE OF SURPLUS PROP	0	0	0	0
46611 - REVENUE FROM SETTLEMENTS	0	0	0	0
Total 46 - OTHER REVENUE	0	0	0	0
48-TRANSFER				
48000 - TRANSFER-IN	0	0	0	0
48005 - TRANSFER-IN5	0	0	11,280	11,280
Total 48 - TRANSFER	0	0	11,280	11,280
Total Revenue	0	0	11,280	11,280
51-SALARIES BENEFITS				
51000 - REGULAR WAGES	3,235	59,346	70,036	70,036
51020 - OTHER WAGES	0	0	40,000	40,000
51060 - OVERTIME PAY	0	20,473	0	0
51070 - UNEMPLOYMENT INSURANCE	0	0	1	1
51080 - RETIREMENT	425	21,364	24,576	24,576
51081 - OPEB LIABILITY	0	0	0	0
51090 - GROUP INSURANCE	0	15,413	20,125	29,179
51100 - FICA/MEDICARE OASDI	247	6,167	5,358	5,358
51110 - COMPENSATION INSURANCE	0	0	0	0
51120 - CELL PHONE ALLOW	0	760	960	960
51150 - LIFE INSURANCE	11	128	134	141
Total 51 - SALARIES & BENEFITS	3,918	123,651	161,190	170,251
52-SERVICES SUPPLIES				
520108 - UNIFORMS	0	0	200	200
520200 - COMMUNICATIONS	0	0	2,600	2,600
520201 - PHONE - LAND LINE (S)	0	1,854	2,500	2,500
520202 - CELL PHONE SERVICE	0	0	800	800
520210 - POSTAGE/SHIP, MAIL COST	0	0	0	0
520220 - PAPER/PAPER SUPPLIES	0	0	0	0
520411 - ANN SOFTWARE FEE/MAINT	0	4,500	25,000	25,000
520500 - INSURANCE	0	0	0	0
520900 - EQUIPMENT MAINTENANCE	0	0	40,000	40,000
520902 - VEHICLE MAINTENANCE	0	0	0	0
520940 - SAFETY EQUIPMENT/EXPENSES	0	0	5,000	5,000
521102 - FUEL - VEHICLE	0	0	1,000	1,000
521800 - OFFICE EXPENSE	0	0	1,000	1,000
521900 - PROFESSIONAL SVC	0	0	0	0
523804 - RADIO EQUIP RENT/LEASE	0	5,157	14,500	14,500

OFFICE OF EMERGENCY SERVICES

State Controller Schedule
County Budget Act

Plumas County
Financing Sources and Uses by Budget Unit by Object
Governmental Funds
Fiscal Year 2024-25

Schedule 9
Page 9.65

Fund: 0001 GENERAL

Budget Unit: 20470 - OFF- EMERGENCY SERVICES

Function: 01 - GENERAL GOVERNMENT

Activity: 21 - OTHER PROTECTION

2024-25

**Adopted by the
Board of
Supervisors**

**Detail by Revenue Category and
Expenditure Object**

**2022-23
Actual
2**

**2023-24
Actual ☒
Estimated ☐ Recommended
3**

**2024-25
4**

5

52-SERVICES SUPPLIES (continued)

524400 - SPECIAL DEPARTMENT EXPENSE	0	0	60,000	60,000
525000 - OVERHEAD	0	0	0	0
525119 - LIABILITY SELF-FUND INSURANCE	0	0	0	0
527400 - TRAVEL- IN COUNTY	0	0	0	0
527500 - TRAVEL- OUT OF COUNTY	0	0	5,000	5,000

Total 52 - SERVICES & SUPPLIES	0	11,511	157,600	157,600
---	----------	---------------	----------------	----------------

54-FIXED ASSETS

54000 - FIXED ASSET ACQUISITION	0	0	0	0
540001 - BOOM VANE	0	0	0	0

Total 54 - FIXED ASSETS	0	0	0	0
--------------------------------	----------	----------	----------	----------

58-TRANSFERS

580000 - TRANSFER	0	0	0	0
-------------------	---	---	---	---

Total 58 - TRANSFERS	0	0	0	0
-----------------------------	----------	----------	----------	----------

Total Expenditures and Appropriations	3,918	135,162	318,790	327,851
--	--------------	----------------	----------------	----------------

Net Cost	3,918	135,162	307,510	316,571
-----------------	--------------	----------------	----------------	----------------

Todd Johns, Sheriff-Coroner

The members of the Plumas County Sheriff's Office (PCSO) are committed to providing constitutional, ethical, and professional service to the residents of Plumas County. These "Core Values" guide the members of PCSO as they work to fulfill their mission.

The mission of PCSO is to protect and serve the residents of Plumas County by providing vigorous, ethical, efficient law enforcement, and increasing public awareness of personal safety and security measures. In addition, PCSO provides humane custody and care for those incarcerated in the Plumas County Jail.

In order to accomplish the mission, PCSO encourages employee professionalism through improved communications and by providing continuous and productive training. PCSO is committed to providing a secure and comfortable work environment in which employees are encouraged to take pride in their work and strive for excellence. PCSO realizes the importance of individual commitment and recognizes outstanding employee performance.

PCSO serves all the residents of Plumas County by providing a complex mix of public safety and public service functions. PCSO provides around-the-clock law enforcement response to every region of the unincorporated County and the City of Portola. In addition to 24-hour policing, PCSO offers a full range of services which serve all of Plumas County as required by law such as coroner services, civil services, court security, and corrections. PCSO's organizational structure consists of four distinct but interrelated divisions:

The Operations Division oversees the Sheriff's patrol, dispatch, investigative, and coroner functions.

- **Patrol:** PCSO deploys teams of deputy sheriffs throughout the County to investigate criminal activity and engage in preventative patrols. The deputies respond to approximately 3,919 calls for service per year.
- **Dispatch/Warrants:** In 2023, the Sheriff's Dispatch Center received approximately 11,759 calls of which approximately 4,958 were 9-1-1 emergency calls. The Dispatch Center processed approximately 461 warrants, which includes entering all warrant data into in-house, state, and national databases.
- **Coroner:** The coroner function of PCSO involves the investigation of sudden and unexpected deaths in order to determine the circumstance, cause, and manner of those deaths. In 2023, 148 cases were investigated by the Coroner's Office.
- Other teams and units overseen by the Operations Division include the Special Weapons and Tactics Team (SWAT), the Boat Patrol Unit and Animal Control.

Corrections Division – The Corrections Division oversees operation of the 67-bed Plumas County Jail. While continuing to manage the ongoing impacts of COVID-19 and an evolving criminal justice system, the average daily population in the jail was 34 inmates in 2023, a slight decrease from 36 in 2022. Annual bookings decreased from approximately 807 in 2022 to 689 in 2023. Corrections Division staff supervise and care for inmates within the jail by providing for their safety, security, and basic needs.

The Corrections Division includes a number of specialized working groups and units. These include

programs to mitigate the risk of recidivism; the Jail Medical Unit, Classification Officers, the Inmate Transportation and Extradition Officer, the Alternative Custody Supervision (ACS) program, as well as food preparation and laundry services.

The Sheriff's Office continues to work diligently to mitigate on-going challenges brought about by AB 109, Proposition 47 and other statutory changes to the criminal justice system.

Administrative Support Division – The Administrative Support Division provides direct and indirect support services and staff to the other Divisions by assisting with the following:

Civil Unit – Pursuant to state law, the Civil Unit processes, serves and enforces court documents, writs, and orders within Plumas County, including, but not limited to the following: restraining orders, evictions, wage garnishments, levies, subpoenas, and bench warrants. The Civil Unit is responsible for the collection and disbursement of collected funds.

Records Unit – This unit reviews and maintains all of the crime and incident reports generated by the Operations and Corrections Divisions. On average, the unit processes approximately 11,759 cases/calls each year, resulting in an average of more than 1,000 reports. These reports must be reviewed and routed appropriately for investigation and potential prosecution.

In addition, the Records Unit is responsible for compiling and reporting monthly and annual statistical data as required under the California Incident Based Reporting System (CIBRS), and California Racial Identity Profiling Act (RIPA). The Records Unit is also responsible for processing and maintaining the records on all Sex and Arson Registrants into the California Sex/Arson Registration system (CSAR). Approximately 78 sex offenders and one Arson offender are currently registering with the Plumas County Sheriff's Office annually, one of which is a transient and must register every 30 days in addition to the annual requirement.

All permits and licenses for Sheriff's services are prepared, processed, and maintained through the Records Unit. A few of these permits include approximately 500 residential alarm permits, 75+ ABC Permits, and citizen concealed weapons (CCW) applications.

In 2023, the unit processed approximately 200 CCW applications, and maintained a total of 500 active CCW permits. The Records Unit is also available to the public for live scan fingerprinting services for employment, licenses, and permits. In the year 2023, the Records Unit processed about 650 fingerprinting services to the community at large.

Court Security Division – Provides security to both the Superior Courthouse and Courthouse annex within Plumas County. Court security includes courthouse entrance weapons screening of all persons entering the court buildings, custody of inmates awaiting court hearings, and safety of all persons within the court buildings including judicial officers, court employees, and members of the public. In a year, court security screens approximately 10,000 people and manages approximately 7,000 inmate appearances. Text

Fund: 0001 0001S SHERIFF

Budget Unit: 70330 - SHERIFF

Function: 02 - PUBLIC PROTECTION

Activity: 18 - POLICE PROTECTION

2024-25

Adopted by the
Board of
Supervisors

Detail by Revenue Category and Expenditure Object 1	2022-23 Actual 2	2023-24 Actual <input checked="" type="checkbox"/> Estimated <input type="checkbox"/> 3	2024-25 Recommended 4	5
40-TAX REVENUE				
40061 - SALES TAX 1/2% PUB SAFETY	1,852,576	1,375,931	1,800,000	1,825,641
Total 40 - TAX REVENUE	1,852,576	1,375,931	1,800,000	1,825,641
41-LICENSES PERMITS				
41040 - OTHER LICENSES & PERMITS	18,577	16,793	19,000	19,000
Total 41 - LICENSES & PERMITS	18,577	16,793	19,000	19,000
42-FINES PENALTIES				
42041 - OTHER FINES	8	0	10	10
Total 42 - FINES & PENALTIES	8	0	10	10
43-USE OF MONEY PROPERTY				
43010 - INTEREST-INVESTED FUNDS	0	0	0	0
Total 43 - USE OF MONEY & PROPERTY	0	0	0	0
44-STATE FEDERAL AID				
44290 - STATE-OTHER	7,242	15,968	0	0
44290P - STATE OTHER	440	0	0	0
44408 - FEDERAL STIMULUS (ARRA)	0	0	0	0
44408P - FEDERAL STIMULUS	0	0	0	0
44500 - FEDL-LAW ENFORCEMENT	8,505	17,442	35,000	35,000
Total 44 - STATE & FEDERAL AID	16,187	33,410	35,000	35,000
45-CHARGES FOR SERVICES				
45080 - CIVIL PROCESS SERVICES	10,532	9,835	11,000	11,000
45084 - CIVIL FEES	528	930	1,600	1,600
45086 - ABATEMENTS ORD 18-1111	0	0	0	0
45120 - LAW ENFORCMT-CITY-COUNTY	130,000	130,000	130,000	130,000
45121 - FINGERPRINTING FEES	10,400	9,535	9,500	9,500
45180 - EDUC. SVCS. / POST	4,711	0	7,000	7,000
45186 - FAIL TO APPR PC 853.7A	115	12	110	110
45200 - OTHR SVC OR SVC TO CRTS	2,600	2,715	3,000	3,000
45421 - TESTING FEES - PROB & SO	2,974	2,770	2,500	2,500
45426 - COPIES-REPORTS OR PLANS	1,991	2,541	2,500	2,500
45426P - COPIES REPORTS OR PLANS	0	0	0	0
45511 - COURT SERVICES	0	0	0	0
Total 45 - CHARGES FOR SERVICES	163,851	158,338	167,210	167,210
46-OTHER REVENUE				
46070 - CNTRB FR OTHR AGENCY	14,850	17,213	33,144	35,000
46070P - CONTRI OTHR AGENCY PRIOR	1,532	0	0	0
46082 - SALE OF SURPLUS PROP	2,197	2,359	4,000	4,000
46110 - JUDGEMENTS & DAMAGES	0	0	0	0
46170 - SHERF / RESERV CONTRACT	0	648	0	0
46239 - DONATIONS	0	0	0	0
46251 - REIMBURSEMENTS/REFUNDS	1,251	3,180	3,000	3,000
46251P - REIMB/REFUNDS/PRIOR	0	0	0	0
46253 - REIMB - CO DISASTR RESPON	1,797	0	0	0

Fund: 0001 0001S SHERIFF

Budget Unit: 70330 - SHERIFF

Function: 02 - PUBLIC PROTECTION

Activity: 18 - POLICE PROTECTION

2024-25

Adopted by the
Board of
Supervisors

Detail by Revenue Category and Expenditure Object 1	2022-23 Actual 2	2023-24 Actual <input checked="" type="checkbox"/> Estimated <input type="checkbox"/> 3	2024-25 Recommended 4	5
46-OTHER REVENUE (continued)				
Total 46 - OTHER REVENUE	21,627	23,400	40,144	42,000
48-TRANSFER				
48000 - TRANSFER-IN	55,216	15,794	200,000	200,000
48001 - TRANSFER-IN1	22,404	1,209	70,000	70,000
48002 - TRANSFER-IN2	0	0	100,000	100,000
48003 - TRANSFER-IN3	0	0	0	370
48004 - TRANSFER-IN4	139,829	0	0	0
48005 - TRANSFER-IN5	0	0	102,678	102,678
48007 - TSF-IN CRF REIMB	0	0	0	0
48100 - TRF IN DIASTER	0	0	0	0
48211 - CONTRI TRANS FR CO GEN	4,479,471	5,141,460	6,615,276	6,579,684
48999 - TRANSFER FROM STR SUPPS	0	0	0	0
49003 - PROCEEDS FROM LEASES	0	0	0	0
Total 48 - TRANSFER	4,696,920	5,158,463	7,087,954	7,052,732
Total Revenue	6,769,746	6,766,335	9,149,318	9,141,593
51-SALARIES BENEFITS				
51000 - REGULAR WAGES	2,923,382	3,207,113	3,698,274	3,740,832
51020 - OTHER WAGES	51,100	91,045	50,000	50,000
51040 - HOLIDAY PAY	18,387	26,475	50,000	50,000
51060 - OVERTIME PAY	217,649	259,541	225,000	225,000
51070 - UNEMPLOYMENT INSURANCE	5,414	4,728	4,887	4,887
51080 - RETIREMENT	1,464,893	1,561,050	2,532,913	1,906,399
51081 - OPEB LIABILITY	104,638	106,256	104,638	104,638
51090 - GROUP INSURANCE	626,634	568,519	806,941	1,016,852
51100 - FICA/MEDICARE OASDI	97,930	112,406	282,918	122,064
51110 - COMPENSATION INSURANCE	46,804	369,524	369,524	580,795
51120 - CELL PHONE ALLOW	23,080	25,440	28,440	30,705
51125 - CLOTHING ALLOWANCE	27,750	31,625	34,750	41,500
51128 - BILINGUAL ALLOWANCE	0	0	0	0
51150 - LIFE INSURANCE	334	334	334	6,339
Total 51 - SALARIES & BENEFITS	5,607,995	6,364,056	8,188,619	7,880,011
52-SERVICES SUPPLIES				
520200 - COMMUNICATIONS	2,904	2,746	3,200	3,200
520201 - PHONE - LAND LINE (S)	27,027	28,347	28,000	28,000
520202 - CELL PHONE SERVICE	3,155	2,346	3,150	3,150
520203 - INTERNET SERVICE	2,314	2,470	3,500	3,500
520210 - POSTAGE/SHIP, MAIL COST	100	415	1,500	1,500
520218 - SATELLITE PHONE SVC	0	0	0	0
520220 - PAPER/PAPER SUPPLIES	1,268	1,800	1,800	1,800
520233 - PRINTING SVC/CHRGs	632	306	1,000	1,000
520250 - COPY MACHINE LEASE	9,231	6,040	8,500	8,500
520290 - POSTAGE MACHINE RENT/LEAS	715	707	810	810

State Controller Schedule
County Budget Act

Plumas County
Financing Sources and Uses by Budget Unit by Object
Governmental Funds
Fiscal Year 2024-25

Schedule 9
Page 9.111

Fund: 0001 0001S SHERIFF

Budget Unit: 70330 - SHERIFF

Function: 02 - PUBLIC PROTECTION

Activity: 18 - POLICE PROTECTION

2024-25

**Adopted by the
Board of
Supervisors**

Detail by Revenue Category and Expenditure Object	2022-23 Actual	2023-24 Actual <input checked="" type="checkbox"/> Estimated <input type="checkbox"/>	2024-25 Recommended	
1	2	3	4	5
52-SERVICES SUPPLIES (continued)				
520404 - CUSTODIAL SERVICE	1,600	0	0	0
520407 - REFUSE DISPOSAL	4,957	5,430	5,855	5,855
520411 - ANN SOFTWARE FEE/MAINT	4,128	4,078	4,950	4,950
520419 - COVID PPE & CLEANING COST	0	0	0	0
520500 - INSURANCE	288	384	384	384
520900 - EQUIPMENT MAINTENANCE	2,318	705	4,000	4,000
520902 - VEHICLE MAINTENANCE	32,897	43,000	45,000	45,000
520912 - COMMUNICATION EQUIP MAINT	485	0	2,000	2,000
520940 - SAFETY EQUIPMENT/EXPENSES	5,444	449	5,000	5,000
521100 - BADGES	0	0	0	0
521102 - FUEL - VEHICLE	63,070	71,618	75,000	75,000
521103 - BATTERIES	470	75	500	500
521107 - PRE-EMPLOYMENT COSTS	5,730	5,881	9,000	9,000
521231 - COMPUTERS<1500.00	0	0	0	0
521240 - TOOLS & EQUIPMENT	928	275	34,000	34,000
521250 - COMMUNICATION EQUIP	690	693	4,000	4,000
521260 - CAMERA/CAMERA ACCESSORY	0	0	4,300	4,300
521300 - MAINT. BUILDINGS & GROUND	1,950	2,026	50,000	50,000
521600 - MEMBERSHIPS/ANNUAL DUES	7,090	5,579	7,500	7,500
521800 - OFFICE EXPENSE	4,942	5,000	7,000	7,000
521900 - PROFESSIONAL SVC	0	0	0	0
521903 - SECURITY SYSTEM SVC	1,200	1,240	1,400	1,400
523710 - ANNUAL PUB/REF MANUALS	0	0	0	0
523800 - EQUIP RENT/LEASE	0	0	0	0
523804 - RADIO EQUIP RENT/LEASE	23,052	27,641	40,000	40,000
524200 - RENTS/LEASES STRUCTURES	0	33,250	50,000	14,778
524312 - CHAIRS/SEATING OFC FURN.	0	0	0	0
524400 - SPECIAL DEPARTMENT EXPENSE	3,212	3,489	6,500	6,500
524438 - CORONER EXPENSES	66,608	44,479	65,000	65,000
524451 - TOWING EXPENSES	0	0	0	0
524870 - TEST -EMPLEE MED/IMMUN	3,433	3,250	3,500	3,500
524900 - AMMUNITION/TACTICAL SUPP	12,458	8,000	13,000	13,000
525000 - OVERHEAD	0	0	0	0
525119 - LIABILITY SELF-FUND INSURANCE	220,316	328,350	328,350	387,083
526100 - INVESTIGATIONS	1,938	3,127	4,000	4,000
526300 - HELICOPTER/AIRCRAFT EXP	0	0	0	0
526600 - NARCOTIC INVESTIGATION	0	0	0	0
527380 - NON EMPLOYEE TRAVEL	0	0	0	0
527500 - TRAVEL- OUT OF COUNTY	27,927	33,733	45,000	45,000
527502 - TRAVEL--SP PROGRM	0	0	0	0
527750 - IN CNTY HOSTING	0	0	0	0
527802 - ELECTRIC CHARGES	42,670	57,620	68,000	68,000

State Controller Schedule
County Budget Act

Plumas County
Financing Sources and Uses by Budget Unit by Object
Governmental Funds
Fiscal Year 2024-25

Schedule 9
Page 9.112

Fund: 0001 0001S SHERIFF

Budget Unit: 70330 - SHERIFF

Function: 02 - PUBLIC PROTECTION

Activity: 18 - POLICE PROTECTION

2024-25

**Adopted by the
Board of
Supervisors**

Detail by Revenue Category and Expenditure Object 1	2022-23 Actual 2	2023-24 Actual <input checked="" type="checkbox"/> Estimated <input type="checkbox"/> 3	2024-25 Recommended 4	5
52-SERVICES SUPPLIES (continued)				
527803 - PROPANE/OTHR HEATING FUEL	9,556	6,686	14,000	14,000
527807 - WATER/SEWER CHARGES	4,744	4,533	5,000	5,000
529370 - INTEREST EXPENSE LEASE	0	0	0	0
529500 - COMPUTER	0	0	4,500	4,500
52970 - PRINCIPAL LEASE	0	0	0	0
529851 - COMPUTER HARDWARE/SUPPL	2,261	2,500	2,500	2,500
542200 - COMMUNICATION EQUIPMENT	0	0	0	0
Total 52 - SERVICES & SUPPLIES	603,708	748,268	960,699	984,210
54-FIXED ASSETS				
540412 - SOFTWARE	0	0	0	0
542200 - COMMUNICATION EQUIPMENT	0	0	0	0
544130 - GENERATOR	0	0	0	0
548250 - TRAILER	0	0	0	0
549950 - LEASE EXPENDITURE CAP OUTLAY	0	0	0	0
Total 54 - FIXED ASSETS	0	0	0	0
Total Expenditures and Appropriations	6,211,703	7,112,324	9,149,318	8,864,221
Net Cost	(558,043)	345,989	0	(277,372)

Fund: 0001 0001S SHERIFF

Budget Unit: 70380 - JAILS

Function: 02 - PUBLIC PROTECTION

Activity: 19 - DETENTION & CORRECTION

Detail by Revenue Category and Expenditure Object 1	2022-23 Actual 2	2023-24 Actual <input checked="" type="checkbox"/> Estimated <input type="checkbox"/> Recommended 3	2024-25 Adopted by the Board of Supervisors 4	2024-25 Adopted by the Board of Supervisors 5
44-STATE FEDERAL AID				
44281 - STATE-STC JAIL TRAINING	10,428	10,479	10,000	10,000
44290 - STATE-OTHER	1,000	0	1,000	1,000
44334 - SSI ADMIN.REPORTING	0	0	0	0
Total 44 - STATE & FEDERAL AID	11,428	10,479	11,000	11,000
45-CHARGES FOR SERVICES				
45043 - INMATE MEDICAL	0	0	0	0
45121 - FINGERPRINTING FEES	0	0	0	0
45170 - INSTITUTIONAL CARE	0	0	0	0
45170P - INSTITUTIONAL CARE	0	0	0	0
45351 - BOOKING FEE	15,131	11,286	0	0
45511 - COURT SERVICES	0	0	0	0
Total 45 - CHARGES FOR SERVICES	15,131	11,286	0	0
46-OTHER REVENUE				
46130 - SHERF / WORK RELEASE	0	0	0	0
46251 - REIMBURSEMENTS/REFUNDS	223	6,642	0	0
46253 - REIMB - CO DISASTR RESPON	0	0	0	0
Total 46 - OTHER REVENUE	223	6,642	0	0
48-TRANSFER				
48000 - TRANSFER-IN	13,836	0	0	0
48001 - TRANSFER-IN1	0	0	0	0
48003 - TRANSFER-IN3	615	359	6,000	6,000
48005 - TRANSFER-IN5	0	0	25,863	25,863
48007 - TSF-IN CRF REIMB	0	0	0	0
48021 - TRF IN - ARPA FUNDS	235,950	0	0	0
48100 - TRF IN DIASTER	0	0	0	0
48170 - TSFR-CARES JAIL INTAKE	0	0	0	0
48211 - CONTRI TRANS FR CO GEN	2,751,456	3,295,799	3,940,178	3,950,178
Total 48 - TRANSFER	3,001,857	3,296,158	3,972,041	3,982,041
Total Revenue	3,028,639	3,324,565	3,983,041	3,993,041
51-SALARIES BENEFITS				
51000 - REGULAR WAGES	580,753	597,984	1,191,195	1,173,098
51020 - OTHER WAGES	22,110	44,931	40,000	40,000
51040 - HOLIDAY PAY	3,129	1,411	6,000	6,000
51060 - OVERTIME PAY	157,022	175,667	160,000	160,000
51070 - UNEMPLOYMENT INSURANCE	4,566	3,826	3,617	3,617
51080 - RETIREMENT	207,594	205,249	417,990	411,640
51081 - OPEB LIABILITY	47,562	48,298	47,562	47,562
51090 - GROUP INSURANCE	159,920	123,134	383,750	463,517
51100 - FICA/MEDICARE OASDI	55,971	62,046	91,126	89,742
51110 - COMPENSATION INSURANCE	(40,302)	12,823	12,823	14,494
51120 - CELL PHONE ALLOW	1,050	1,800	3,000	3,000
51125 - CLOTHING ALLOWANCE	9,200	11,350	22,800	22,800

Fund: 0001 0001S SHERIFF

Budget Unit: 70380 - JAILS

Function: 02 - PUBLIC PROTECTION

Activity: 19 - DETENTION & CORRECTION

Detail by Revenue Category and Expenditure Object 1	2022-23 Actual 2	2023-24 Actual <input checked="" type="checkbox"/> Estimated <input type="checkbox"/> Recommended 3	2024-25 Adopted by the Board of Supervisors 4	2024-25 Adopted by the Board of Supervisors 5
51-SALARIES BENEFITS (continued)				
51128 - BILINGUAL ALLOWANCE	0	0	0	0
51150 - LIFE INSURANCE	0	0	0	2,818
Total 51 - SALARIES & BENEFITS	1,208,575	1,288,519	2,379,863	2,438,288
52-SERVICES SUPPLIES				
520220 - PAPER/PAPER SUPPLIES	472	0	500	500
520233 - PRINTING SVC/CHRGs	158	0	400	400
520250 - COPY MACHINE LEASE	1,313	1,654	1,938	1,938
520303 - FOOD - INMATE	99,324	81,057	100,000	100,000
520400 - HOUSEHOLD EXPENSE	22,450	27,897	27,000	27,000
520402 - CLEANING SUPPLIES	0	0	0	0
520405 - LAUNDRY/DRY CLEAN SVC	0	0	0	0
520406 - PEST CONTROL	552	606	800	800
520407 - REFUSE DISPOSAL	9,339	10,188	10,400	10,400
520419 - COVID PPE & CLEANING COST	816	0	0	0
520700 - CLOTHING & SUPPL INMATE	3,750	4,865	7,000	7,000
520900 - EQUIPMENT MAINTENANCE	3,956	445	7,500	7,500
520940 - SAFETY EQUIPMENT/EXPENSES	0	0	0	0
521102 - FUEL - VEHICLE	12,485	7,916	10,000	10,000
521300 - MAINT. BUILDINGS & GROUND	4,813	6,996	7,500	7,500
521500 - MEDICAL SUPPLIES	193	4,554	5,000	5,000
521504 - PERSCRPTNS/PHARMACEUTICL	35,693	26,242	38,000	38,000
521505 - SPECIAL RX	615	366	6,000	6,000
521800 - OFFICE EXPENSE	1,980	1,275	2,000	2,000
521900 - PROFESSIONAL SVC	583,761	636,560	800,000	800,000
521903 - SECURITY SYSTEM SVC	420	315	420	420
521980 - MEDICAL SERVICE - PROF SV	64,260	121,985	125,000	125,000
524312 - CHAIRS/SEATING OFC FURN.	0	0	0	0
524400 - SPECIAL DEPARTMENT EXPENSE	15,760	18,279	19,527	19,527
525000 - OVERHEAD	0	0	0	0
525119 - LIABILITY SELF-FUND INSURANCE	249,708	201,693	201,693	229,944
527500 - TRAVEL- OUT OF COUNTY	20,140	18,204	30,000	30,000
527600 - EXTRADITION EXPENSES	0	0	0	0
527802 - ELECTRIC CHARGES	57,990	65,091	112,000	112,000
527803 - PROPANE/OTHR HEATING FUEL	26,507	24,606	40,000	40,000
527804 - HEATING FUEL/OIL	32,504	25,940	0	10,000
527807 - WATER/SEWER CHARGES	45,400	57,392	50,000	50,000
529350 - INTEREST ON LOAN	0	0	0	0
529506 - PRINCIPAL ON LOAN	0	0	0	0
529851 - COMPUTER HARDWARE/SUPPL	90	442	500	500
Total 52 - SERVICES & SUPPLIES	1,294,449	1,344,568	1,603,178	1,641,429
53-OTHER CHARGES				
530100 - SUPPORT - CARE OF PERSONS	0	0	0	0

State Controller Schedule
County Budget Act

Plumas County
Financing Sources and Uses by Budget Unit by Object
Governmental Funds
Fiscal Year 2024-25

Schedule 9
Page 9.116

Fund: 0001 0001S SHERIFF

Budget Unit: 70380 - JAILS

Function: 02 - PUBLIC PROTECTION

Activity: 19 - DETENTION & CORRECTION

Detail by Revenue Category and Expenditure Object 1	2022-23 Actual 2	2023-24 Actual <input checked="" type="checkbox"/> Estimated <input type="checkbox"/> Recommended <input type="checkbox"/>		2024-25 Adopted by the Board of Supervisors 5
		3	4	
53-OTHER CHARGES (continued)				
Total 53 - OTHER CHARGES	0	0	0	0
54-FIXED ASSETS				
541245 - INDUSTRIAL WASHER	0	0	0	0
541500 - VEHICLE	242,256	0	0	0
542200 - COMMUNICATION EQUIPMENT	0	0	0	0
542880 - AIR CONDITIONER	0	0	0	0
Total 54 - FIXED ASSETS	242,256	0	0	0
58-TRANSFERS				
580021 - TRANSFER-OUT ARPA	0	0	0	0
Total 58 - TRANSFERS	0	0	0	0
Total Expenditures and Appropriations	2,745,280	2,633,087	3,983,041	4,079,717
Net Cost	(283,359)	(691,478)	0	86,676

CAPITAL IMPROVEMENT JAIL

State Controller Schedule
County Budget Act

Plumas County
Financing Sources and Uses by Budget Unit by Object
Governmental Funds
Fiscal Year 2024-25

Schedule 9
Page 9.275

Fund: 0096 0096J CAPITAL IMP JAIL

Budget Unit: 20141 - CAPITAL IMPROVEMENT JAIL

Function: 01 - GENERAL GOVERNMENT

Activity: 36 - PLANT ACQUISITION

Activity: 36 - PLANT ACQUISITION				2024-25
Detail by Revenue Category and Expenditure Object 1	2022-23 Actual 2	2023-24	2024-25 Recommended 4	Adopted by the Board of Supervisors 5
		Actual <input checked="" type="checkbox"/> Estimated <input type="checkbox"/> 3		
39-CONTROLS				
49002 - Proceeds from Loan	0	0	0	0
Total 39 - CONTROLS	0	0	0	0
43-USE OF MONEY PROPERTY				
43010 - INTEREST-INVESTED FUNDS	80,606	80,884	0	0
Total 43 - USE OF MONEY & PROPERTY	80,606	80,884	0	0
44-STATE FEDERAL AID				
44290 - STATE-OTHER	7,260,271	11,731,894	0	1,371,069
44290P - STATE OTHER	0	0	5,000,000	0
Total 44 - STATE & FEDERAL AID	7,260,271	11,731,894	5,000,000	1,371,069
46-OTHER REVENUE				
46070 - CNTRB FR OTHR AGENCY	0	0	0	0
Total 46 - OTHER REVENUE	0	0	0	0
48-TRANSFER				
48000 - TRANSFER-IN	0	0	0	100,000
48001 - TRANSFER-IN1	0	0	0	0
48002 - TRANSFER-IN2	0	0	0	0
Total 48 - TRANSFER	0	0	0	100,000
Total Revenue	7,340,877	11,812,778	5,000,000	1,471,069
52-SERVICES SUPPLIES				
521230 - OFFICE FURNITURE/EQUIP	0	94,572	50,000	46,803
521900 - PROFESSIONAL SVC	8,732,810	11,566,112	4,950,000	1,488,460
529350 - INTEREST ON LOAN	0	0	0	0
529506 - PRINCIPAL ON LOAN	0	0	0	0
Total 52 - SERVICES & SUPPLIES	8,732,810	11,660,684	5,000,000	1,535,263
58-TRANSFERS				
58000 - TRANSFER-OUT	0	0	1,894,000	1,894,000
58998 - USE OF CAP IMPR FUNDS	0	0	0	0
Total 58 - TRANSFERS	0	0	1,894,000	1,894,000
Total Expenditures and Appropriations	8,732,810	11,660,684	6,894,000	3,429,263
Net Cost	1,391,933	(152,094)	1,894,000	1,958,194

Fund: 0017 0017G SHERIFF -GRANTS

Budget Unit: 70331 - AB 443

Function: 02 - PUBLIC PROTECTION

Activity: 18 - POLICE PROTECTION

Detail by Revenue Category and Expenditure Object 1	2022-23 Actual 2	2023-24 Actual <input checked="" type="checkbox"/> Estimated <input type="checkbox"/> 3	2024-25 Recommended 4	2024-25 Adopted by the Board of Supervisors 5
44-STATE FEDERAL AID				
44055 - STATE AID AB 443	0	0	0	0
44065 - STATE-TOBACCO GRANT	0	0	0	0
44290 - STATE-OTHER	29,982	0	55,000	55,000
44520 - FEDL-OTHER & FAA	5,988	897	5,000	5,000
44520P - FEDL-OTHER & FAA	0	0	0	0
Total 44 - STATE & FEDERAL AID	35,970	897	60,000	60,000
46-OTHER REVENUE				
46070 - CNTRB FR OTHR AGENCY	21,957	26,362	0	0
46070P - CONTRI OTHR AGENCY PRIOR	0	0	0	0
46082 - SALE OF SURPLUS PROP	4,890	495	0	0
46251 - REIMBURSEMENTS/REFUNDS	0	113,439	0	0
Total 46 - OTHER REVENUE	26,847	140,296	0	0
48-TRANSFER				
48000 - TRANSFER-IN	24,614	228,108	404,010	404,010
48021 - TRF IN - ARPA FUNDS	0	120,297	351,274	351,274
48715 - TRN-SO SLESA	500,000	500,000	500,000	500,000
Total 48 - TRANSFER	524,614	848,405	1,255,284	1,255,284
Total Revenue	587,431	989,598	1,315,284	1,315,284
51-SALARIES BENEFITS				
51000 - REGULAR WAGES	0	0	0	0
51020 - OTHER WAGES	26,027	26,193	30,000	30,000
51040 - HOLIDAY PAY	0	0	0	0
51060 - OVERTIME PAY	47,319	0	25,000	25,000
51070 - UNEMPLOYMENT INSURANCE	580	398	23	23
51080 - RETIREMENT	0	0	0	0
51081 - OPEB LIABILITY	0	0	0	0
51090 - GROUP INSURANCE	0	0	0	0
51100 - FICA/MEDICARE OASDI	3,223	2,004	6,120	6,120
51110 - COMPENSATION INSURANCE	(189)	525	525	558
51125 - CLOTHING ALLOWANCE	0	0	0	0
51150 - LIFE INSURANCE	0	0	0	0
Total 51 - SALARIES & BENEFITS	76,960	29,120	61,668	61,701
52-SERVICES SUPPLIES				
520201 - PHONE - LAND LINE (S)	0	0	0	0
520210 - POSTAGE/SHIP, MAIL COST	0	0	0	0
520233 - PRINTING SVC/CHRGs	0	868	2,500	2,500
520407 - REFUSE DISPOSAL	0	0	0	0
520411 - ANN SOFTWARE FEE/MAINT	45,730	57,894	70,000	80,718
520902 - VEHICLE MAINTENANCE	39,239	57,908	90,000	80,000
520907 - EQUIP. MAINT.CONTRACT	30,143	30,143	80,000	80,000
520912 - COMMUNICATION EQUIP MAINT	942	9,842	30,000	30,000
520940 - SAFETY EQUIPMENT/EXPENSES	28,049	10,833	60,000	60,000

Fund: 0017 0017G SHERIFF -GRANTS**Budget Unit: 70331 - AB 443****Function: 02 - PUBLIC PROTECTION****Activity: 18 - POLICE PROTECTION**

Detail by Revenue Category and Expenditure Object 1	2022-23 Actual 2	2023-24 Actual <input checked="" type="checkbox"/> Estimated <input type="checkbox"/> 3	2024-25 Recommended 4	2024-25 Adopted by the Board of Supervisors 5
52-SERVICES SUPPLIES (continued)				
521100 - BADGES	329	2,000	2,000	5,000
521102 - FUEL - VEHICLE	53,997	23,105	70,000	75,000
521103 - BATTERIES	0	0	2,500	2,500
521230 - OFFICE FURNITURE/EQUIP	0	5,677	10,000	23,752
521231 - COMPUTERS<1500.00	0	0	0	0
521260 - CAMERA/CAMERA ACCESSORY	60	0	3,000	3,000
521300 - MAINT. BUILDINGS & GROUND	0	294	25,000	34,212
521800 - OFFICE EXPENSE	1,106	4,477	7,500	7,500
521801 - Office Water	0	0	0	0
521900 - PROFESSIONAL SVC	1,913	23,646	90,000	90,000
524400 - SPECIAL DEPARTMENT EXPENSE	5,843	15,610	35,000	35,000
524900 - AMMUNITION/TACTICAL SUPP	37,878	56,290	50,000	50,000
525000 - OVERHEAD	13,028	3,472	3,472	3,472
525119 - LIABILITY SELF-FUND INSURANCE	405	363	363	316
527500 - TRAVEL- OUT OF COUNTY	45,799	37,032	60,000	59,684
527802 - ELECTRIC CHARGES	0	0	0	0
527803 - PROPANE/OTHR HEATING FUEL	0	0	0	0
527807 - WATER/SEWER CHARGES	0	0	0	0
529500 - COMPUTER	3,160	8,610	25,000	25,000
529851 - COMPUTER HARDWARE/SUPPL	3,523	2,175	8,000	8,000
Total 52 - SERVICES & SUPPLIES	311,144	350,239	724,335	755,654
54-FIXED ASSETS				
540412 - SOFTWARE	0	120,297	471,571	361,274
541245 - INDUSTRIAL WASHER	0	30,792	0	0
541500 - VEHICLE	405,490	232,291	100,000	150,000
542200 - COMMUNICATION EQUIPMENT	0	0	250,000	250,000
542203 - REPEATER EQUIP/INSTALL	0	0	0	0
542600 - EQUIPMENT	22,337	0	140,324	140,324
543900 - CAMERAS/CAMERA EQUIPMENT	0	0	0	0
544130 - GENERATOR	0	0	0	0
545700 - PATROL EQUIPMENT	0	214,896	80,000	80,000
549500 - COMPUTER HARDWARE	0	0	0	0
549921 - LIVE SCAN - FINGER PRNT	0	0	0	0
Total 54 - FIXED ASSETS	427,827	598,276	1,041,895	981,598
58-TRANSFERS				
58000 - TRANSFER-OUT	0	0	0	0
580000 - TRANSFER	8,000	0	200,000	200,000
580001 - TRANSFER	0	0	0	0
580002 - TRANSFER	0	0	108	0
580003 - INTER FUND TRANSFER	0	586	596	1,616
580004 - INTERFUND TRASNFER	1,243	0	0	0
580005 - TRANSFER	0	5,462	0	0

State Controller Schedule
County Budget Act

Plumas County
Financing Sources and Uses by Budget Unit by Object
Governmental Funds
Fiscal Year 2024-25

Schedule 9
Page 9.193

Fund: 0017 0017G SHERIFF -GRANTS

Budget Unit: 70331 - AB 443

Function: 02 - PUBLIC PROTECTION

Activity: 18 - POLICE PROTECTION

Detail by Revenue Category and Expenditure Object 1	2022-23 Actual 2	2023-24 Actual <input checked="" type="checkbox"/> Estimated <input type="checkbox"/> Recommended		2024-25 Adopted by the Board of Supervisors 5
		3	4	
58-TRANSFERS (continued)				
580006 - TRF TO AOD	4,215	1,622	1,622	8,676
580007 - TRANSFER	0	0	349	0
580008 - TRANSFER	0	135	0	0
580021 - TRANSFER-OUT ARPA	0	0	0	0
Total 58 - TRANSFERS	13,458	7,805	202,675	210,292
Total Expenditures and Appropriations	829,389	985,440	2,030,573	2,009,245
Net Cost	241,958	(4,158)	715,289	693,961

COMMUNICATIONS

State Controller Schedule
County Budget Act

Plumas County
Financing Sources and Uses by Budget Unit by Object
Governmental Funds
Fiscal Year 2024-25

Schedule 9
Page 9.209

Fund: 0017 0017G SHERIFF -GRANTS

Budget Unit: 70375 - COMMUNICATIONS

Function: 02 - PUBLIC PROTECTION

Activity: 18 - POLICE PROTECTION

Detail by Revenue Category and Expenditure Object 1	2022-23 Actual 2	2023-24 Actual <input checked="" type="checkbox"/> Estimated <input type="checkbox"/> Recommended <input type="checkbox"/> 3	2024-25 Recommended 4	2024-25 Adopted by the Board of Supervisors 5
45-CHARGES FOR SERVICES				
45040 - LEASE PAYMENT	0	11,215	29,000	29,000
Total 45 - CHARGES FOR SERVICES	0	11,215	29,000	29,000
46-OTHER REVENUE				
46070 - CNTRB FR OTHR AGENCY	0	0	902,000	902,000
46239 - DONATIONS	0	0	0	0
46251 - REIMBURSEMENTS/REFUNDS	9,107	78,699	45,000	45,000
Total 46 - OTHER REVENUE	9,107	78,699	947,000	947,000
48-TRANSFER				
48000 - TRANSFER-IN	0	0	0	0
48100 - TRF IN DIASTER	0	0	0	0
49003 - PROCEEDS FROM LEASES	0	0	0	0
Total 48 - TRANSFER	0	0	0	0
Total Revenue	9,107	89,914	976,000	976,000
52-SERVICES SUPPLIES				
521250 - COMMUNICATION EQUIP	1,619	15,467	47,000	47,000
521900 - PROFESSIONAL SVC	0	0	8,448	8,448
523804 - RADIO EQUIP RENT/LEASE	3,714	0	10,000	25,000
527800 - UTILITIES	38,291	48,299	20,000	60,000
529370 - INTEREST EXPENSE LEASE	0	0	0	0
52970 - PRINCIPAL LEASE	0	0	0	0
Total 52 - SERVICES & SUPPLIES	43,624	63,766	85,448	140,448
54-FIXED ASSETS				
540412 - SOFTWARE	0	0	100,000	100,000
542200 - COMMUNICATION EQUIPMENT	6,692	0	772,000	772,000
542203 - REPEATER EQUIP/INSTALL	0	0	0	46,147
549500 - COMPUTER HARDWARE	0	0	30,000	30,000
549950 - LEASE EXPENDITURE CAP OUTLAY	0	0	0	0
Total 54 - FIXED ASSETS	6,692	0	902,000	948,147
Total Expenditures and Appropriations	50,316	63,766	987,448	1,088,595
Net Cost	41,209	(26,148)	11,448	112,595

COURT SECURITY

State Controller Schedule
County Budget Act

Plumas County
Financing Sources and Uses by Budget Unit by Object
Governmental Funds
Fiscal Year 2024-25

Schedule 9
Page 9.213

Fund: 0017 0017G SHERIFF -GRANTS

Budget Unit: 70387 - COURT SECURITY

Function: 02 - PUBLIC PROTECTION

Activity: 18 - POLICE PROTECTION

Detail by Revenue Category and Expenditure Object 1	2022-23 Actual 2	2023-24 Actual <input checked="" type="checkbox"/> Estimated <input type="checkbox"/> 3	2024-25 Recommended 4	2024-25 Adopted by the Board of Supervisors 5
44-STATE FEDERAL AID				
44251 - STATE-CRT SEC AB 118	0	0	0	0
Total 44 - STATE & FEDERAL AID	0	0	0	0
45-CHARGES FOR SERVICES				
45510 - BAILIFF SERVICES	0	0	0	0
Total 45 - CHARGES FOR SERVICES	0	0	0	0
46-OTHER REVENUE				
46024 - OTHER - SERVICE PROVIDED	64,233	69,082	72,000	72,000
46251 - REIMBURSEMENTS/REFUNDS	0	297	0	0
Total 46 - OTHER REVENUE	64,233	69,379	72,000	72,000
48-TRANSFER				
48000 - TRANSFER-IN	0	0	0	0
48005 - TRANSFER-IN5	0	0	1,670	1,670
48100 - TRF IN DIASTER	0	0	0	0
48143 - TSFR-CARES REALIGN BACKFILL	0	0	0	0
48700 - TRN-ST SO TRIAL CRT SEC	498,644	489,970	441,000	441,000
Total 48 - TRANSFER	498,644	489,970	442,670	442,670
Total Revenue	562,877	559,349	514,670	514,670
51-SALARIES BENEFITS				
51000 - REGULAR WAGES	108,387	168,410	168,605	236,100
51020 - OTHER WAGES	130,972	147,176	150,000	150,000
51040 - HOLIDAY PAY	488	0	1,000	1,000
51060 - OVERTIME PAY	33,918	47,886	0	47,000
51070 - UNEMPLOYMENT INSURANCE	1,398	1,376	1,215	1,215
51080 - RETIREMENT	21,837	33,760	59,163	105,103
51081 - OPEB LIABILITY	7,135	7,245	7,135	7,135
51090 - GROUP INSURANCE	5,093	27,658	40,250	74,094
51100 - FICA/MEDICARE OASDI	13,366	14,773	12,898	3,423
51110 - COMPENSATION INSURANCE	769	4,483	4,483	5,427
51120 - CELL PHONE ALLOW	400	960	1,920	1,920
51125 - CLOTHING ALLOWANCE	1,200	2,000	4,000	4,000
51150 - LIFE INSURANCE	0	0	0	423
Total 51 - SALARIES & BENEFITS	324,963	455,727	450,669	636,840
52-SERVICES SUPPLIES				
520419 - COVID PPE & CLEANING COST	0	0	0	0
520902 - VEHICLE MAINTENANCE	0	0	0	0
520940 - SAFETY EQUIPMENT/EXPENSES	5,000	0	55,000	70,507
521102 - FUEL - VEHICLE	8,990	7,884	15,000	15,000
521240 - TOOLS & EQUIPMENT	0	0	5,000	15,000
521300 - MAINT. BUILDINGS & GROUND	0	0	0	0
521800 - OFFICE EXPENSE	0	41	500	500
521900 - PROFESSIONAL SVC	0	0	0	0
525000 - OVERHEAD	0	0	0	0

COURT SECURITY

State Controller Schedule
County Budget Act

Plumas County
Financing Sources and Uses by Budget Unit by Object
Governmental Funds
Fiscal Year 2024-25

Schedule 9
Page 9.214

Fund: 0017 0017G SHERIFF -GRANTS

Budget Unit: 70387 - COURT SECURITY

Function: 02 - PUBLIC PROTECTION

Activity: 18 - POLICE PROTECTION

Detail by Revenue Category and Expenditure Object 1	2022-23 Actual 2	2023-24 Actual <input checked="" type="checkbox"/> Estimated <input type="checkbox"/> Recommended		2024-25 Adopted by the Board of Supervisors 5
		3	4	
52-SERVICES SUPPLIES (continued)				
525119 - LIABILITY SELF-FUND INSURANCE	3,746	4,131	4,131	4,493
527500 - TRAVEL- OUT OF COUNTY	0	0	0	0
528400 - CONTINGENCIES	0	0	175,000	81,092
529851 - COMPUTER HARDWARE/SUPPL	0	0	0	0
Total 52 - SERVICES & SUPPLIES	17,736	12,056	254,631	186,592
54-FIXED ASSETS				
541230 - PAINT-UPGRADE	0	0	0	0
541500 - VEHICLE	4,353	0	75,000	75,000
542200 - COMMUNICATION EQUIPMENT	0	0	0	0
544180 - SECURITY SYSTEM	0	0	0	0
544700 - SAFETY EQUIPMENT	0	0	0	0
Total 54 - FIXED ASSETS	4,353	0	75,000	75,000
Total Expenditures and Appropriations	347,052	467,783	780,300	898,432
Net Cost	(215,825)	(91,566)	265,630	383,762

COMM. CORRECTIONS PARTNERSHIP AB109 - SHERIFF

State Controller Schedule
County Budget Act

Plumas County
Financing Sources and Uses by Budget Unit by Object
Governmental Funds
Fiscal Year 2024-25

Schedule 9
Page 9.207

Fund: 0017 0017G SHERIFF -GRANTS

Budget Unit: 70362 - SHERIFF-CCP AB109

Function: 02 - PUBLIC PROTECTION

Activity: 18 - POLICE PROTECTION

Detail by Revenue Category and Expenditure Object 1	2022-23 Actual 2	2023-24 Actual <input checked="" type="checkbox"/> Estimated <input type="checkbox"/> Recommended <input type="checkbox"/> 3	2024-25 Adopted by the Board of Supervisors 4	2024-25 Adopted by the Board of Supervisors 5
44-STATE FEDERAL AID				
44027 - STATE GRANT	0	0	0	0
44079 - STATE- CORR AB109	0	0	0	0
Total 44 - STATE & FEDERAL AID	0	0	0	0
45-CHARGES FOR SERVICES				
45223 - ELECTRONIC MONITORING FEE	7,762	7,762	0	0
Total 45 - CHARGES FOR SERVICES	7,762	7,762	0	0
46-OTHER REVENUE				
46070 - CNTRB FR OTHR AGENCY	0	0	0	0
46251 - REIMBURSEMENTS/REFUNDS	0	0	0	0
Total 46 - OTHER REVENUE	0	0	0	0
48-TRANSFER				
48000 - TRANSFER-IN	9,826	0	0	9,407
48005 - TRANSFER-IN5	0	0	3,406	3,406
48079 - TRN-CCPIF AB109	534,685	568,117	632,308	632,308
48100 - TRF IN DIASTER	0	0	0	0
Total 48 - TRANSFER	544,511	568,117	635,714	645,121
Total Revenue	552,273	575,879	635,714	645,121
51-SALARIES BENEFITS				
51000 - REGULAR WAGES	212,903	254,153	241,821	246,677
51020 - OTHER WAGES	0	0	0	0
51040 - HOLIDAY PAY	300	0	8,000	0
51060 - OVERTIME PAY	57,572	63,811	28,000	36,000
51070 - UNEMPLOYMENT INSURANCE	305	250	218	218
51080 - RETIREMENT	46,416	45,132	150,913	57,082
51081 - OPEB LIABILITY	9,513	9,660	9,513	9,513
51090 - GROUP INSURANCE	21,353	21,224	43,038	94,578
51100 - FICA/MEDICARE OASDI	12,442	14,137	18,499	9,899
51110 - COMPENSATION INSURANCE	313	2,836	2,836	3,715
51120 - CELL PHONE ALLOW	1,200	1,920	1,920	1,920
51125 - CLOTHING ALLOWANCE	3,000	3,700	3,000	3,700
51128 - BILINGUAL ALLOWANCE	0	0	0	0
51150 - LIFE INSURANCE	0	0	0	564
Total 51 - SALARIES & BENEFITS	365,317	416,823	507,758	463,866
52-SERVICES SUPPLIES				
520303 - FOOD - INMATE	28,921	29,171	40,000	30,000
520400 - HOUSEHOLD EXPENSE	6,958	7,842	8,000	8,000
520407 - REFUSE DISPOSAL	0	0	0	0
520700 - CLOTHING & SUPPL INMATE	980	1,035	1,200	1,200
520940 - SAFETY EQUIPMENT/EXPENSES	0	0	0	0
521102 - FUEL - VEHICLE	0	0	0	0
521240 - TOOLS & EQUIPMENT	0	0	0	0
521504 - PERSCRPTNS/PHARMACEUTICL	48,463	984	20,000	15,000

COMM. CORRECTIONS PARTNERSHIP AB109 - SHERIFF

State Controller Schedule
County Budget Act

Plumas County
Financing Sources and Uses by Budget Unit by Object
Governmental Funds
Fiscal Year 2024-25

Schedule 9
Page 9.208

Fund: 0017 0017G SHERIFF -GRANTS

Budget Unit: 70362 - SHERIFF-CCP AB109

Function: 02 - PUBLIC PROTECTION

Activity: 18 - POLICE PROTECTION

Activity: 18 - POLICE PROTECTION				2024-25
Detail by Revenue Category and Expenditure Object 1	2022-23 Actual 2	2023-24	2024-25 Adopted by the Board of Supervisors 5	
		Actual <input checked="" type="checkbox"/> Estimated <input type="checkbox"/> 3		Recommended 4
52-SERVICES SUPPLIES (continued)				
521800 - OFFICE EXPENSE	0	0	0	0
521900 - PROFESSIONAL SVC	3,471	4,286	7,500	5,000
521980 - MEDICAL SERVICE - PROF SV	95,498	119,468	118,370	101,089
524400 - SPECIAL DEPARTMENT EXPENSE	26,309	0	25,000	0
524804 - DRUG TESTING SUPPLIES	0	0	4,000	0
525000 - OVERHEAD	12,787	17,790	17,790	17,790
525119 - LIABILITY SELF-FUND INSURANCE	2,309	2,598	2,596	2,935
527500 - TRAVEL- OUT OF COUNTY	0	0	0	0
527802 - ELECTRIC CHARGES	0	0	0	0
527803 - PROPANE/OTHR HEATING FUEL	0	0	0	0
527804 - HEATING FUEL/OIL	0	0	0	0
527807 - WATER/SEWER CHARGES	0	0	0	0
Total 52 - SERVICES & SUPPLIES	225,696	183,174	244,456	181,014
Total Expenditures and Appropriations	591,013	599,997	752,214	644,880
Net Cost	38,740	24,118	116,500	(241)

DISASTER RESPONSE

State Controller Schedule
County Budget Act

Plumas County
Financing Sources and Uses by Budget Unit by Object
Governmental Funds
Fiscal Year 2024-25

Schedule 9
Page 9.221

Fund: 0022 DISASTER RESPONSE FUND

Budget Unit: 20022 - DISASTER RESPONSE

Function: 01 - GENERAL GOVERNMENT

Activity: 11 - FINANCE

Activity: 11 - FINANCE

Detail by Revenue Category and Expenditure Object 1	2022-23 Actual 2	2023-24		2024-25
		Actual <input checked="" type="checkbox"/>	Estimated <input type="checkbox"/>	Recommended <input type="checkbox"/>
		3	4	5
Adopted by the Board of Supervisors				
2024-25				
46-OTHER REVENUE				
46060 - OTHER-MISCELLANEOUS	0	0	0	0
46070 - CNTRB FR OTHR AGENCY	0	0	0	0
46251 - REIMBURSEMENTS/REFUNDS	73,510	0	0	0
46253 - REIMB - CO DISASTR RESPON	55,748	567,003	250,000	250,000
Total 46 - OTHER REVENUE	129,258	567,003	250,000	250,000
48-TRANSFER				
48000 - TRANSFER-IN	0	0	432,501	432,534
Total 48 - TRANSFER	0	0	432,501	432,534
Total Revenue	129,258	567,003	682,501	682,534
52-SERVICES SUPPLIES				
521240 - TOOLS & EQUIPMENT	0	0	0	0
52170 - MISCELLANEOUS EXPENSE	3,795,916	0	0	0
527500 - TRAVEL- OUT OF COUNTY	0	0	0	0
Total 52 - SERVICES & SUPPLIES	3,795,916	0	0	0
58-TRANSFERS				
58000 - TRANSFER-OUT	406,322	0	406,322	408,335
Total 58 - TRANSFERS	406,322	0	406,322	408,335
Total Expenditures and Appropriations	4,202,238	0	406,322	408,335
Net Cost	4,072,980	(567,003)	(276,179)	(274,199)

SUPP. LAW ENFORCEMENT SERVICES FUNDS - SHERIFF

State Controller Schedule
County Budget Act

Plumas County
Financing Sources and Uses by Budget Unit by Object
Governmental Funds
Fiscal Year 2024-25

Schedule 9
Page 9.204

Fund: 0017 0017G SHERIFF -GRANTS

Budget Unit: 70356 - SLESF - SHRFF

Function: 02 - PUBLIC PROTECTION

Activity: 18 - POLICE PROTECTION

Detail by Revenue Category and Expenditure Object 1	2022-23 Actual 2	2023-24 Actual <input checked="" type="checkbox"/> Estimated <input type="checkbox"/> 3	2024-25 Recommended 4	2024-25 Adopted by the Board of Supervisors 5
44-STATE FEDERAL AID				
44393 - ST- SLESF & JUVNL JST	165,271	186,159	100,000	100,000
44393P - SLESF/JUV SLESF	0	0	0	0
Total 44 - STATE & FEDERAL AID	165,271	186,159	100,000	100,000
46-OTHER REVENUE				
46082 - SALE OF SURPLUS PROP	1,354	275	0	0
Total 46 - OTHER REVENUE	1,354	275	0	0
Total Revenue	166,625	186,434	100,000	100,000
51-SALARIES BENEFITS				
51081 - OPEB LIABILITY	0	0	0	0
Total 51 - SALARIES & BENEFITS	0	0	0	0
52-SERVICES SUPPLIES				
520411 - ANN SOFTWARE FEE/MAINT	0	20,005	80,000	80,000
520902 - VEHICLE MAINTENANCE	0	21,664	25,000	25,000
520940 - SAFETY EQUIPMENT/EXPENSES	0	0	60,972	60,972
521102 - FUEL - VEHICLE	0	0	15,000	15,000
524400 - SPECIAL DEPARTMENT EXPENSE	0	0	30,023	38,202
525000 - OVERHEAD	5	260	260	260
527500 - TRAVEL- OUT OF COUNTY	0	0	50,000	45,406
Total 52 - SERVICES & SUPPLIES	5	41,929	261,255	264,840
54-FIXED ASSETS				
541500 - VEHICLE	0	0	86,000	86,000
542200 - COMMUNICATION EQUIPMENT	0	0	0	0
549500 - COMPUTER HARDWARE	0	21,611	0	0
Total 54 - FIXED ASSETS	0	21,611	86,000	86,000
58-TRANSFERS				
580000 - TRANSFER	0	0	100,000	100,000
Total 58 - TRANSFERS	0	0	100,000	100,000
Total Expenditures and Appropriations	5	63,540	447,255	450,840
Net Cost	(166,620)	(122,894)	347,255	350,840

BOAT SAFETY & ENFORCEMENT

State Controller Schedule
County Budget Act

Plumas County
Financing Sources and Uses by Budget Unit by Object
Governmental Funds
Fiscal Year 2024-25

Schedule 9
Page 9.202

Fund: 0017 0017G SHERIFF -GRANTS

Budget Unit: 70350 - BOAT SFTY & ENFRMNT

Function: 02 - PUBLIC PROTECTION

Activity: 18 - POLICE PROTECTION

Detail by Revenue Category and Expenditure Object 1	2022-23 Actual 2	2023-24 Actual <input checked="" type="checkbox"/> Estimated <input type="checkbox"/> 3	2024-25 Recommended 4	2024-25 Adopted by the Board of Supervisors 5
40-TAX REVENUE				
40020 - CURRENT UNSECURED TAXES	39,927	39,436	39,926	39,926
Total 40 - TAX REVENUE	39,927	39,436	39,926	39,926
44-STATE FEDERAL AID				
44260 - STATE-BOAT PATROL	267,417	123,193	132,511	132,511
44260P - STATE -BOAT PATROL	0	0	0	57,426
Total 44 - STATE & FEDERAL AID	267,417	123,193	132,511	189,937
46-OTHER REVENUE				
46251 - REIMBURSEMENTS/REFUNDS	0	0	0	0
Total 46 - OTHER REVENUE	0	0	0	0
48-TRANSFER				
48001 - TRANSFER-IN1	0	0	0	0
48211 - CONTRI TRANS FR CO GEN	0	0	0	0
Total 48 - TRANSFER	0	0	0	0
Total Revenue	307,344	162,629	172,437	229,863
51-SALARIES BENEFITS				
51000 - REGULAR WAGES	0	0	0	0
51020 - OTHER WAGES	62,152	71,984	80,000	80,000
51060 - OVERTIME PAY	1,914	1,562	5,000	5,000
51070 - UNEMPLOYMENT INSURANCE	6,772	3,886	5,086	5,086
51080 - RETIREMENT	0	0	0	0
51090 - GROUP INSURANCE	0	0	0	0
51100 - FICA/MEDICARE OASDI	4,907	5,472	6,503	6,503
51110 - COMPENSATION INSURANCE	47	1,069	1,069	1,303
51125 - CLOTHING ALLOWANCE	900	0	0	1,050
Total 51 - SALARIES & BENEFITS	76,692	83,973	97,658	98,942
52-SERVICES SUPPLIES				
520108 - UNIFORMS	0	0	1,050	0
520419 - COVID PPE & CLEANING COST	0	0	0	0
520500 - INSURANCE	2,130	2,476	2,476	2,476
520900 - EQUIPMENT MAINTENANCE	20,432	10,570	25,000	25,000
521100 - BADGES	0	0	1,000	1,000
521102 - FUEL - VEHICLE	22,150	16,817	35,000	33,926
521240 - TOOLS & EQUIPMENT	9,773	3,241	15,000	15,000
524207 - STORAGE SPACE RENT	9,600	8,400	13,000	13,000
524400 - SPECIAL DEPARTMENT EXPENSE	1,970	302	9,273	9,273
525000 - OVERHEAD	1,084	881	881	881
525119 - LIABILITY SELF-FUND INSURANCE	986	1,011	1,011	1,074
527380 - NON EMPLOYEE TRAVEL	0	0	0	0
527400 - TRAVEL- IN COUNTY	0	0	1,000	2,286
527500 - TRAVEL- OUT OF COUNTY	0	0	2,000	2,000
Total 52 - SERVICES & SUPPLIES	68,125	43,698	106,691	105,916

BOAT SAFETY & ENFORCEMENT

State Controller Schedule
County Budget Act

Plumas County
Financing Sources and Uses by Budget Unit by Object
Governmental Funds
Fiscal Year 2024-25

Schedule 9
Page 9.203

Fund: 0017 0017G SHERIFF -GRANTS

Budget Unit: 70350 - BOAT SFTY & ENFRMNT

Function: 02 - PUBLIC PROTECTION

Activity: 18 - POLICE PROTECTION

Activity: 18 - POLICE PROTECTION				2024-25
Detail by Revenue Category and Expenditure Object	2022-23	2023-24	2024-25	Adopted by the
	Actual	Actual <input checked="" type="checkbox"/> Estimated <input type="checkbox"/>	Recommended	Board of Supervisors
1	2	3	4	5
54-FIXED ASSETS				
541000 - BOAT	0	0	0	0
541500 - VEHICLE	0	0	60,000	72,674
542600 - EQUIPMENT	53,301	0	0	0
549630 - BOAT MOTOR	0	0	0	0
Total 54 - FIXED ASSETS	53,301	0	60,000	72,674
Total Expenditures and Appropriations	198,118	127,671	264,349	277,532
Net Cost	(109,226)	(34,958)	91,912	47,669

CRIMINAL JUSTICE CONSTRUCTION

State Controller Schedule
County Budget Act

Plumas County
Financing Sources and Uses by Budget Unit by Object
Governmental Funds
Fiscal Year 2024-25

Schedule 9
Page 9.273

Fund: 0093 CRIMINAL JUS. CONST. FUND

Budget Unit: 20293 - CRIMINAL JUSTICE CONSTRUCTION

Function: 02 - PUBLIC PROTECTION

Activity: 17 - JUDICIAL

Detail by Revenue Category and Expenditure Object 1	2022-23 Actual 2	2023-24 Actual <input checked="" type="checkbox"/> Estimated <input type="checkbox"/> 3	2024-25 Recommended 4	2024-25 Adopted by the Board of Supervisors 5
42-FINES PENALTIES				
42040 - OTHER COURT FINES	43,925	46,706	40,000	40,000
Total 42 - FINES & PENALTIES	43,925	46,706	40,000	40,000
43-USE OF MONEY PROPERTY				
43010 - INTEREST-INVESTED FUNDS	2,906	2,776	250	1,000
43998 - UNREALIZED GAINS/LOSSES	1,617	0	0	0
Total 43 - USE OF MONEY & PROPERTY	4,523	2,776	250	1,000
46-OTHER REVENUE				
46251 - REIMBURSEMENTS/REFUNDS	0	333,412	0	0
Total 46 - OTHER REVENUE	0	333,412	0	0
Total Revenue	48,448	382,894	40,250	41,000
52-SERVICES SUPPLIES				
520900 - EQUIPMENT MAINTENANCE	0	0	0	0
521300 - MAINT. BUILDINGS & GROUND	0	0	0	268,464
521900 - PROFESSIONAL SVC	116,213	94,387	90,000	150,000
524400 - SPECIAL DEPARTMENT EXPENSE	0	0	0	10,000
524430 - CABLE RADIO/TV	0	0	0	0
524450 - EXCESS HOURS	0	0	0	0
524550 - KITCHEN EQUIPMENT	0	0	0	0
528400 - CONTINGENCIES	0	0	0	0
Total 52 - SERVICES & SUPPLIES	116,213	94,387	90,000	428,464
54-FIXED ASSETS				
542503 - KITCHEN EQUIPMENT	0	0	0	0
544180 - SECURITY SYSTEM	0	0	0	0
544923 - REMODEL	0	0	0	0
Total 54 - FIXED ASSETS	0	0	0	0
Total Expenditures and Appropriations	116,213	94,387	90,000	428,464
Net Cost	67,765	(288,507)	49,750	387,464

ANIMAL CONTROL

State Controller Schedule
County Budget Act

Plumas County
Financing Sources and Uses by Budget Unit by Object
Governmental Funds
Fiscal Year 2024-25

Schedule 9
Page 9.51

Fund: 0001 GENERAL

Budget Unit: 20428 - ANIMAL CONTROL

Function: 02 - PUBLIC PROTECTION

Activity: 21 - OTHER PROTECTION

Detail by Revenue Category and Expenditure Object 1	2022-23 Actual 2	2023-24 Actual <input checked="" type="checkbox"/> Estimated <input type="checkbox"/> 3	2024-25 Recommended 4	2024-25 Adopted by the Board of Supervisors 5
41-LICENSES PERMITS				
41000 - ANIMAL LICENSES	9,120	11,347	10,500	10,500
Total 41 - LICENSES & PERMITS	9,120	11,347	10,500	10,500
43-USE OF MONEY PROPERTY				
43010 - INTEREST-INVESTED FUNDS	0	0	0	0
Total 43 - USE OF MONEY & PROPERTY	0	0	0	0
45-CHARGES FOR SERVICES				
45012 - ANIMAL BOARD	8,016	3,473	2,500	2,500
45013 - ANIMAL REDEMPTIONS	2,615	1,424	2,000	2,000
45014 - ANIMAL ADOPTIONS	600	930	700	700
45015 - ANIMAL DISPOSAL	1,550	1,212	1,000	1,000
45016 - ANIMAL CONT. FOR PORTOLA	0	0	0	0
45028 - RETURN CHECK FEES	0	0	0	0
45426 - COPIES-REPORTS OR PLANS	0	0	0	0
Total 45 - CHARGES FOR SERVICES	12,781	7,039	6,200	6,200
46-OTHER REVENUE				
46082 - SALE OF SURPLUS PROP	0	0	0	0
46239 - DONATIONS	130	0	0	0
46251 - REIMBURSEMENTS/REFUNDS	0	0	0	0
46253 - REIMB - CO DISASTR RESPON	0	0	0	0
46259 - FORFEITED DEPOSIT	0	0	0	0
Total 46 - OTHER REVENUE	130	0	0	0
48-TRANSFER				
48000 - TRANSFER-IN	2,001	0	0	0
48005 - TRANSFER-IN5	0	0	35,759	35,759
48100 - TRF IN DIASTER	0	0	0	0
Total 48 - TRANSFER	2,001	0	35,759	35,759
Total Revenue	24,032	18,386	52,459	52,459
51-SALARIES BENEFITS				
51000 - REGULAR WAGES	89,071	133,285	166,727	166,727
51020 - OTHER WAGES	28,442	19,915	25,000	25,000
51060 - OVERTIME PAY	3,302	2,489	4,000	4,000
51070 - UNEMPLOYMENT INSURANCE	1,124	997	555	555
51080 - RETIREMENT	21,811	36,347	58,504	58,504
51081 - OPEB LIABILITY	4,757	4,830	4,757	4,757
51090 - GROUP INSURANCE	27,278	35,681	56,363	47,062
51100 - FICA/MEDICARE OASDI	8,908	11,361	12,755	12,755
51110 - COMPENSATION INSURANCE	(225)	482	482	1,041
51120 - CELL PHONE ALLOW	0	0	0	0
51150 - LIFE INSURANCE	0	0	0	423
Total 51 - SALARIES & BENEFITS	184,468	245,387	329,143	320,824
52-SERVICES SUPPLIES				
520108 - UNIFORMS	0	0	200	200

ANIMAL CONTROL

State Controller Schedule
County Budget Act

Plumas County
Financing Sources and Uses by Budget Unit by Object
Governmental Funds
Fiscal Year 2024-25

Schedule 9
Page 9.52

Fund: 0001 GENERAL

Budget Unit: 20428 - ANIMAL CONTROL

Function: 02 - PUBLIC PROTECTION

Activity: 21 - OTHER PROTECTION

2024-25

**Adopted by the
Board of
Supervisors**

**Detail by Revenue Category and
Expenditure Object**

**2022-23
Actual
2**

**2023-24
Actual ☒
Estimated ☐ Recommended**

**2024-25
Recommended
4**

5

52-SERVICES SUPPLIES (continued)

520201 - PHONE - LAND LINE (S)	428	385	420	420
520202 - CELL PHONE SERVICE	0	0	0	0
520210 - POSTAGE/SHIP, MAIL COST	1	0	200	200
520220 - PAPER/PAPER SUPPLIES	107	190	250	250
520250 - COPY MACHINE LEASE	548	452	800	800
520402 - CLEANING SUPPLIES	343	465	700	700
520407 - REFUSE DISPOSAL	1,169	1,275	1,500	1,500
520419 - COVID PPE & CLEANING COST	0	0	0	0
520900 - EQUIPMENT MAINTENANCE	0	0	4,000	4,000
520902 - VEHICLE MAINTENANCE	950	2,570	4,000	4,000
521240 - TOOLS & EQUIPMENT	241	315	900	900
521300 - MAINT. BUILDINGS & GROUND	154	1,667	1,500	1,500
521600 - MEMBERSHIPS/ANNUAL DUES	0	0	0	0
521750 - FITNESS & WELLNESS	0	0	0	0
521800 - OFFICE EXPENSE	267	122	300	300
521900 - PROFESSIONAL SVC	226	0	1,500	1,500
521970 - VET SERVICE	2,435	9,903	5,000	7,500
524033 - ANIMAL FOOD/LITTER	1,940	2,452	2,800	2,800
524034 - ANIMAL EUTHANASIA	0	0	0	0
524400 - SPECIAL DEPARTMENT EXPENSE	0	500	0	0
524405 - ANIMAL -SPECIAL DEPT EXP	2,557	2,695	3,000	3,000
525000 - OVERHEAD	0	0	0	0
525119 - LIABILITY SELF-FUND INSURANCE	1,029	1,084	1,084	1,322
527400 - TRAVEL- IN COUNTY	5,905	4,334	7,500	7,500
527500 - TRAVEL- OUT OF COUNTY	0	2,224	1,000	1,000
527802 - ELECTRIC CHARGES	26,095	40,683	40,000	40,000
527803 - PROPANE/OTHR HEATING FUEL	41	94	500	500
527807 - WATER/SEWER CHARGES	1,487	1,398	2,200	2,200

Total 52 - SERVICES & SUPPLIES	45,923	72,808	79,354	82,092
---	---------------	---------------	---------------	---------------

54-FIXED ASSETS

541500 - VEHICLE	0	0	0	0
------------------	---	---	---	---

Total 54 - FIXED ASSETS	0	0	0	0
--------------------------------	----------	----------	----------	----------

Total Expenditures and Appropriations	230,391	318,195	408,497	402,916
--	----------------	----------------	----------------	----------------

Net Cost	206,359	299,809	356,038	350,457
-----------------	----------------	----------------	----------------	----------------

DISASTER RECOVERY OPERATIONS CENTER

State Controller Schedule
County Budget Act

Plumas County
Financing Sources and Uses by Budget Unit by Object
Governmental Funds
Fiscal Year 2024-25

Schedule 9
Page 9.222

Fund: 0023 DISASTR RECOV OP CNTR DROC

Budget Unit: 20023 - DIS RECOV OPS CENTER - DROC

Function: 01 - GENERAL GOVERNMENT

Activity: 11 - FINANCE

Detail by Revenue Category and Expenditure Object 1	2022-23 Actual 2	2023-24 Actual <input checked="" type="checkbox"/> Estimated <input type="checkbox"/> 3	2024-25 Recommended 4	2024-25 Adopted by the Board of Supervisors 5
46-OTHER REVENUE				
46060 - OTHER-MISCELLANEOUS	0	0	0	0
46070 - CNTRB FR OTHR AGENCY	0	0	0	0
46251 - REIMBURSEMENTS/REFUNDS	0	0	0	0
46255 - DISASTER RESP INSUR REIMB	0	0	0	0
Total 46 - OTHER REVENUE	0	0	0	0
48-TRANSFER				
48000 - TRANSFER-IN	0	0	0	1,073
Total 48 - TRANSFER	0	0	0	1,073
Total Revenue	0	0	0	1,073
51-SALARIES BENEFITS				
51000 - REGULAR WAGES	0	0	0	0
51020 - OTHER WAGES	0	0	0	0
51040 - HOLIDAY PAY	0	0	0	0
51060 - OVERTIME PAY	0	0	0	0
51070 - UNEMPLOYMENT INSURANCE	0	23	20	20
51080 - RETIREMENT	0	0	0	0
51090 - GROUP INSURANCE	0	0	0	0
51100 - FICA/MEDICARE OASDI	0	0	0	0
51110 - COMPENSATION INSURANCE	0	259	259	332
51120 - CELL PHONE ALLOW	0	0	0	0
51150 - LIFE INSURANCE	0	0	0	0
Total 51 - SALARIES & BENEFITS	0	282	279	352
52-SERVICES SUPPLIES				
520210 - POSTAGE/SHIP, MAIL COST	0	0	0	0
520407 - REFUSE DISPOSAL	0	0	0	0
52170 - MISCELLANEOUS EXPENSE	0	0	0	0
521800 - OFFICE EXPENSE	0	0	0	0
521900 - PROFESSIONAL SVC	30,281	0	0	0
523702 - PUB - RECRUITMENT ADS	0	0	0	0
523800 - EQUIP RENT/LEASE	0	0	0	0
525119 - LIABILITY SELF-FUND INSURANCE	0	0	237	274
52750 - TRAVEL-SPECIAL	0	0	0	0
527802 - ELECTRIC CHARGES	0	0	0	0
527803 - PROPANE/OTHR HEATING FUEL	0	0	0	0
527807 - WATER/SEWER CHARGES	0	0	0	0
529851 - COMPUTER HARDWARE/SUPPL	(4,673)	0	0	0
Total 52 - SERVICES & SUPPLIES	25,608	0	237	274
58-TRANSFERS				
58000 - TRANSFER-OUT	0	0	432,501	432,534
Total 58 - TRANSFERS	0	0	432,501	432,534
Total Expenditures and Appropriations	25,608	282	433,017	433,160
Net Cost	25,608	282	433,017	432,087

ANIMAL CONTROL - SPAY/NEUTER FUND

State Controller Schedule
County Budget Act

Plumas County
Financing Sources and Uses by Budget Unit by Object
Governmental Funds
Fiscal Year 2024-25

Schedule 9
Page 9.267

Fund: 0063 ANIMAL CONT. SPAY/NEUTER

Budget Unit: 20424 - ANIMAL CONTROL

Function: 02 - PUBLIC PROTECTION

Activity: 21 - OTHER PROTECTION

Detail by Revenue Category and Expenditure Object 1	2022-23 Actual 2	2023-24 Actual <input checked="" type="checkbox"/> Estimated <input type="checkbox"/> Recommended <input type="checkbox"/>		2024-25 Adopted by the Board of Supervisors 5
		3	4	
42-FINES PENALTIES				
45024 - ANIMAL CNTRL FEES & FINES	0	0	0	0
Total 42 - FINES & PENALTIES	0	0	0	0
43-USE OF MONEY PROPERTY				
43010 - INTEREST-INVESTED FUNDS	1,313	2,539	50	50
43998 - UNREALIZED GAINS/LOSSES	69	0	0	0
Total 43 - USE OF MONEY & PROPERTY	1,382	2,539	50	50
44-STATE FEDERAL AID				
44290 - STATE-OTHER	180,000	0	180,000	150,000
Total 44 - STATE & FEDERAL AID	180,000	0	180,000	150,000
45-CHARGES FOR SERVICES				
45024 - ANIMAL CNTRL FEES & FINES	949	413	500	500
Total 45 - CHARGES FOR SERVICES	949	413	500	500
46-OTHER REVENUE				
46239 - DONATIONS	348	7,496	32,800	32,800
46259 - FORFEITED DEPOSIT	1,450	1,250	150	150
Total 46 - OTHER REVENUE	1,798	8,746	32,950	32,950
48-TRANSFER				
48211 - CONTRI TRANS FR CO GEN	0	0	0	0
Total 48 - TRANSFER	0	0	0	0
Total Revenue	184,129	11,698	213,500	183,500
52-SERVICES SUPPLIES				
520419 - COVID PPE & CLEANING COST	0	0	0	0
524050 - SPAY/NEUTER REBATE	2,309	4,890	50,667	51,778
524405 - ANIMAL -SPECIAL DEPT EXP	58,570	115,669	186,880	153,799
525000 - OVERHEAD	0	0	0	0
Total 52 - SERVICES & SUPPLIES	60,879	120,559	237,547	205,577
Total Expenditures and Appropriations	60,879	120,559	237,547	205,577
Net Cost	(123,250)	108,861	24,047	22,077

HOMELAND SECURITY #3

State Controller Schedule
County Budget Act

Plumas County
Financing Sources and Uses by Budget Unit by Object
Governmental Funds
Fiscal Year 2024-25

Schedule 9
Page 9.212

Fund: 0017 0017G SHERIFF -GRANTS

Budget Unit: 70386 - HOMELAND SECURITY#3

Function: 02 - PUBLIC PROTECTION

Activity: 18 - POLICE PROTECTION

Detail by Revenue Category and Expenditure Object 1	2022-23 Actual 2	2023-24 Actual <input checked="" type="checkbox"/> Estimated <input type="checkbox"/> 3		2024-25 Recommended 4	2024-25 Adopted by the Board of Supervisors 5
44-STATE FEDERAL AID					
44132 - STATE HOMELAND DEFENSE	84,124	0		93,069	93,069
44132P - STATE -HOME LAND DEF	0	0		0	0
44408 - FEDERAL STIMULUS (ARRA)	0	0		0	0
Total 44 - STATE & FEDERAL AID	84,124	0		93,069	93,069
48-TRANSFER					
48000 - TRANSFER-IN	0	0		157	0
Total 48 - TRANSFER	0	0		157	0
Total Revenue	84,124	0		93,226	93,069
51-SALARIES BENEFITS					
51060 - OVERTIME PAY	0	0		0	0
51100 - FICA/MEDICARE OASDI	0	0		0	0
Total 51 - SALARIES & BENEFITS	0	0		0	0
52-SERVICES SUPPLIES					
520411 - ANN SOFTWARE FEE/MAINT	1,403	0		10,300	10,300
521102 - FUEL - VEHICLE	0	0		0	0
521250 - COMMUNICATION EQUIP	44,137	0		35,769	35,769
521260 - CAMERA/CAMERA ACCESSORY	5,400	0		5,000	5,000
521300 - MAINT. BUILDINGS & GROUND	0	0		0	0
521800 - OFFICE EXPENSE	0	0		0	232
525000 - OVERHEAD	0	0		(75)	(75)
527500 - TRAVEL- OUT OF COUNTY	0	0		3,000	3,000
Total 52 - SERVICES & SUPPLIES	50,940	0		53,994	54,226
54-FIXED ASSETS					
542200 - COMMUNICATION EQUIPMENT	33,223	0		39,000	39,000
542203 - REPEATER EQUIP/INSTALL	0	0		0	0
Total 54 - FIXED ASSETS	33,223	0		39,000	39,000
Total Expenditures and Appropriations	84,163	0		92,994	93,226
Net Cost	39	0		(232)	157

OFF HIGHWAY VEHICLE GRANT

State Controller Schedule
County Budget Act

Plumas County
Financing Sources and Uses by Budget Unit by Object
Governmental Funds
Fiscal Year 2024-25

Schedule 9
Page 9.210

Fund: 0017 0017G SHERIFF -GRANTS

Budget Unit: 70384 - OHV GRANT

Function: 02 - PUBLIC PROTECTION

Activity: 18 - POLICE PROTECTION

Detail by Revenue Category and Expenditure Object 1	2022-23 Actual 2	2023-24 Actual <input checked="" type="checkbox"/> Estimated <input type="checkbox"/> Recommended <input type="checkbox"/> 3	2024-25 Recommended 4	2024-25 Adopted by the Board of Supervisors 5
44-STATE FEDERAL AID				
44109 - STATE-AID OHV (LIC FEES)	48,439	27,382	23,000	23,000
44110 - STATE-OHV GRANT SHERIFF	34,892	20,268	28,486	19,628
44110P - STATE-OHV GRANT SHERIFF	0	25,071	0	8,858
Total 44 - STATE & FEDERAL AID	83,331	72,721	51,486	51,486
46-OTHER REVENUE				
46082 - SALE OF SURPLUS PROP	0	0	0	0
Total 46 - OTHER REVENUE	0	0	0	0
48-TRANSFER				
48000 - TRANSFER-IN	0	0	0	0
Total 48 - TRANSFER	0	0	0	0
Total Revenue	83,331	72,721	51,486	51,486
51-SALARIES BENEFITS				
51020 - OTHER WAGES	0	0	0	0
51060 - OVERTIME PAY	41,150	26,013	70,000	70,000
51070 - UNEMPLOYMENT INSURANCE	0	0	0	0
51100 - FICA/MEDICARE OASDI	618	418	1,015	1,015
51110 - COMPENSATION INSURANCE	(2)	0	2	3
Total 51 - SALARIES & BENEFITS	41,766	26,431	71,017	71,018
52-SERVICES SUPPLIES				
520900 - EQUIPMENT MAINTENANCE	4,766	3,528	14,000	25,002
520902 - VEHICLE MAINTENANCE	0	0	0	0
521240 - TOOLS & EQUIPMENT	6,949	3,130	17,565	19,699
521700 - MISC EXPENSES	0	0	0	0
524400 - SPECIAL DEPARTMENT EXPENSE	0	0	0	0
525000 - OVERHEAD	284	(40)	(40)	(40)
525119 - LIABILITY SELF-FUND INSURANCE	0	0	2	2
527500 - TRAVEL- OUT OF COUNTY	0	0	0	0
528400 - CONTINGENCIES	0	0	0	0
Total 52 - SERVICES & SUPPLIES	11,999	6,618	31,527	44,663
54-FIXED ASSETS				
545700 - PATROL EQUIPMENT	17,266	0	11,000	12,205
Total 54 - FIXED ASSETS	17,266	0	11,000	12,205
Total Expenditures and Appropriations	71,031	33,049	113,544	127,886
Net Cost	(12,300)	(39,672)	62,058	76,400

HOMELAND SECURITY - OES

State Controller Schedule
County Budget Act

Plumas County
Financing Sources and Uses by Budget Unit by Object
Governmental Funds
Fiscal Year 2024-25

Schedule 9
Page 9.199

Fund: 0017 0017G SHERIFF -GRANTS

Budget Unit: 70345 - HOMELND SEC - OES

Function: 02 - PUBLIC PROTECTION

Activity: 18 - POLICE PROTECTION

Detail by Revenue Category and Expenditure Object 1	2022-23 Actual 2	2023-24 Actual <input checked="" type="checkbox"/> Estimated <input type="checkbox"/> 3	2024-25 Recommended 4	2024-25 Adopted by the Board of Supervisors 5
44-STATE FEDERAL AID				
44132 - STATE HOMELAND DEFENSE	0	7,300	85,769	85,769
44132P - STATE -HOME LAND DEF	0	0	0	0
Total 44 - STATE & FEDERAL AID	0	7,300	85,769	85,769
46-OTHER REVENUE				
46251 - REIMBURSEMENTS/REFUNDS	0	0	0	0
Total 46 - OTHER REVENUE	0	0	0	0
48-TRANSFER				
48000 - TRANSFER-IN	0	0	349	0
48211 - CONTRI TRANS FR CO GEN	0	0	0	0
Total 48 - TRANSFER	0	0	349	0
Total Revenue	0	7,300	86,118	85,769
51-SALARIES BENEFITS				
51060 - OVERTIME PAY	0	0	0	0
51070 - UNEMPLOYMENT INSURANCE	0	0	0	0
51100 - FICA/MEDICARE OASDI	0	0	0	0
51110 - COMPENSATION INSURANCE	0	0	0	0
Total 51 - SALARIES & BENEFITS	0	0	0	0
52-SERVICES SUPPLIES				
520411 - ANN SOFTWARE FEE/MAINT	0	7,300	0	0
520902 - VEHICLE MAINTENANCE	0	0	0	0
520912 - COMMUNICATION EQUIP MAINT	0	0	1,493	1,493
521240 - TOOLS & EQUIPMENT	0	0	0	0
521250 - COMMUNICATION EQUIP	0	6,507	0	0
521260 - CAMERA/CAMERA ACCESSORY	0	0	5,000	5,000
521900 - PROFESSIONAL SVC	0	0	0	0
524400 - SPECIAL DEPARTMENT EXPENSE	0	0	0	258
525000 - OVERHEAD	(349)	407	407	407
525119 - LIABILITY SELF-FUND INSURANCE	0	0	0	0
527500 - TRAVEL- OUT OF COUNTY	0	0	8,000	8,000
528400 - CONTINGENCIES	0	0	11,250	11,250
529100 - HAZMAT SUPPLIES	0	0	0	0
529851 - COMPUTER HARDWARE/SUPPL	0	0	0	0
Total 52 - SERVICES & SUPPLIES	(349)	14,214	26,150	26,408
54-FIXED ASSETS				
541981 - TRUCK ACCESSORY-PERM	0	0	0	0
542200 - COMMUNICATION EQUIPMENT	0	0	34,769	34,769
542203 - REPEATER EQUIP/INSTALL	0	0	30,000	30,000
542600 - EQUIPMENT	0	0	0	0
543900 - CAMERAS/CAMERA EQUIPMENT	0	0	0	0
549100 - HAZMAT EQUIPMENT/LAB	0	0	0	0
Total 54 - FIXED ASSETS	0	0	64,769	64,769

Fund: 0017 0017G SHERIFF -GRANTS

Budget Unit: 70345 - HOMELND SEC - OES

Function: 02 - PUBLIC PROTECTION

Activity: 18 - POLICE PROTECTION

Detail by Revenue Category and Expenditure Object 1	2022-23 Actual 2	2023-24		2024-25 Adopted by the Board of Supervisors 5
		Actual <input checked="" type="checkbox"/>	Estimated <input type="checkbox"/> Recommended	
		3	4	
58-TRANSFERS				
580000 - TRANSFER	0	0	0	0
Total 58 - TRANSFERS	0	0	0	0
Total Expenditures and Appropriations	(349)	14,214	90,919	91,177
Net Cost	(349)	6,914	4,801	5,408

Fund: 0017 0017G SHERIFF -GRANTS**Budget Unit: 70357 - SHERIFF-MEDCOM****Function: 02 - PUBLIC PROTECTION****Activity: 18 - POLICE PROTECTION**

Activity: 18 - POLICE PROTECTION

Detail by Revenue Category and Expenditure Object 1	2022-23 Actual 2	2023-24 Actual <input checked="" type="checkbox"/> Estimated <input type="checkbox"/> Recommended 3		2024-25 Adopted by the Board of Supervisors 5
		2024-25 4		
46-OTHER REVENUE				
46056 - MEDCOM - RADIO	0	42,000	18,000	18,000
Total 46 - OTHER REVENUE	0	42,000	18,000	18,000
48-TRANSFER				
48000 - TRANSFER-IN	6,466	6,909	4,000	4,000
48001 - TRANSFER-IN1	0	0	0	0
Total 48 - TRANSFER	6,466	6,909	4,000	4,000
Total Revenue	6,466	48,909	22,000	22,000
52-SERVICES SUPPLIES				
520912 - COMMUNICATION EQUIP MAINT	9,983	10,342	43,000	67,500
521250 - COMMUNICATION EQUIP	0	0	18,251	18,251
525000 - OVERHEAD	(159)	(117)	(117)	(117)
527802 - ELECTRIC CHARGES	0	0	6,000	6,000
Total 52 - SERVICES & SUPPLIES	9,824	10,225	67,134	91,634
54-FIXED ASSETS				
542203 - REPEATER EQUIP/INSTALL	0	0	35,000	44,226
Total 54 - FIXED ASSETS	0	0	35,000	44,226
Total Expenditures and Appropriations	9,824	10,225	102,134	135,860
Net Cost	3,358	(38,684)	80,134	113,860

INMATE WELFARE

State Controller Schedule
County Budget Act

Plumas County
Financing Sources and Uses by Budget Unit by Object
Governmental Funds
Fiscal Year 2024-25

Schedule 9
Page 9.188

Fund: 0017 0017I INMATE WELFARE FUND

Budget Unit: 22911 - INMATE WELFARE

Function: 02 - PUBLIC PROTECTION

Activity: 19 - DETENTION & CORRECTION

Detail by Revenue Category and Expenditure Object 1	2022-23 Actual 2	2023-24 Actual <input checked="" type="checkbox"/> Estimated <input type="checkbox"/> 3	2024-25 Recommended 4	2024-25 Adopted by the Board of Supervisors 5
43-USE OF MONEY PROPERTY				
43010 - INTEREST-INVESTED FUNDS	1,362	2,018	50	50
Total 43 - USE OF MONEY & PROPERTY	1,362	2,018	50	50
46-OTHER REVENUE				
46018 - COMMISSARY	38,608	41,185	30,000	35,000
46055 - UNCLAIMED FUNDS	0	0	0	0
46239 - DONATIONS	0	0	0	0
Total 46 - OTHER REVENUE	38,608	41,185	30,000	35,000
48-TRANSFER				
48000 - TRANSFER-IN	4,215	1,622	2,253	8,676
Total 48 - TRANSFER	4,215	1,622	2,253	8,676
Total Revenue	44,185	44,825	32,303	43,726
52-SERVICES SUPPLIES				
520201 - PHONE - LAND LINE (S)	245	221	300	300
521240 - TOOLS & EQUIPMENT	0	0	4,000	4,000
521300 - MAINT. BUILDINGS & GROUND	3,657	2,778	12,000	12,000
521700 - MISC EXPENSES	716	674	7,500	9,592
521900 - PROFESSIONAL SVC	3,193	4,286	3,500	4,950
522950 - EDUCATIONAL MATERIALS	0	0	0	0
523670 - REF MANUAL/LAW, CODE BOOKS	1,152	1,166	3,000	3,000
523711 - SUBSCRIPTIONS	0	0	500	500
524409 - COMMISSARY EXPENSES	16,137	25,353	40,000	40,000
524430 - CABLE RADIO/TV	1,014	1,964	2,000	3,000
524550 - KITCHEN EQUIPMENT	1,295	0	4,000	4,000
525000 - OVERHEAD	1,622	5,149	5,149	5,149
527804 - HEATING FUEL/OIL	0	0	0	0
528220 - TELEVISION(S)	756	82	5,000	5,000
528400 - CONTINGENCIES	0	0	0	0
529851 - COMPUTER HARDWARE/SUPPL	0	0	4,000	4,000
Total 52 - SERVICES & SUPPLIES	29,787	41,673	90,949	95,491
53-OTHER CHARGES				
530100 - SUPPORT - CARE OF PERSONS	4,644	2,371	10,000	10,000
Total 53 - OTHER CHARGES	4,644	2,371	10,000	10,000
54-FIXED ASSETS				
541245 - INDUSTRIAL WASHER	0	0	0	0
541246 - INDUSTRIAL DRYER	0	0	0	0
Total 54 - FIXED ASSETS	0	0	0	0
58-TRANSFERS				
580000 - TRANSFER	0	0	0	0
Total 58 - TRANSFERS	0	0	0	0
Total Expenditures and Appropriations	34,431	44,044	100,949	105,491
Net Cost	(9,754)	(781)	68,646	61,765

HOMELAND SECURITY - SHERIFF

State Controller Schedule
County Budget Act

Plumas County
Financing Sources and Uses by Budget Unit by Object
Governmental Funds
Fiscal Year 2024-25

Schedule 9
Page 9.198

Fund: 0017 0017G SHERIFF -GRANTS

Budget Unit: 70344 - HOMELND SEC - SHRFF

Function: 02 - PUBLIC PROTECTION

Activity: 18 - POLICE PROTECTION

Detail by Revenue Category and Expenditure Object 1	2022-23 Actual 2	2023-24 Actual <input checked="" type="checkbox"/> Estimated <input type="checkbox"/> Recommended <input type="checkbox"/>		2024-25 Adopted by the Board of Supervisors 5
		3	4	
44-STATE FEDERAL AID				
44132 - STATE HOMELAND DEFENSE	3,060	0	93,069	43,505
44132P - STATE -HOME LAND DEF	0	0	0	46,394
Total 44 - STATE & FEDERAL AID	3,060	0	93,069	89,899
48-TRANSFER				
48000 - TRANSFER-IN	0	0	0	0
48211 - CONTRI TRANS FR CO GEN	0	0	0	0
Total 48 - TRANSFER	0	0	0	0
Total Revenue	3,060	0	93,069	89,899
52-SERVICES SUPPLIES				
520900 - EQUIPMENT MAINTENANCE	0	0	0	0
521240 - TOOLS & EQUIPMENT	0	0	9,300	9,300
521250 - COMMUNICATION EQUIP	3,060	4,553	387	387
525000 - OVERHEAD	0	0	0	0
527500 - TRAVEL- OUT OF COUNTY	0	0	11,160	11,160
529500 - COMPUTER	0	0	22,658	22,658
529851 - COMPUTER HARDWARE/SUPPL	0	0	0	0
Total 52 - SERVICES & SUPPLIES	3,060	4,553	43,505	43,505
54-FIXED ASSETS				
540412 - SOFTWARE	0	0	0	0
540850 - MEDICAL/CLINICAL EQUIP	0	0	0	0
541000 - BOAT	0	0	0	0
542200 - COMMUNICATION EQUIPMENT	0	41,841	0	0
542203 - REPEATER EQUIP/INSTALL	0	0	0	0
549500 - COMPUTER HARDWARE	0	0	0	0
Total 54 - FIXED ASSETS	0	41,841	0	0
Total Expenditures and Appropriations	3,060	46,394	43,505	43,505
Net Cost	0	46,394	(49,564)	(46,394)

CALIFORNIA METHAMPHETAMINE

State Controller Schedule
County Budget Act

Plumas County
Financing Sources and Uses by Budget Unit by Object
Governmental Funds
Fiscal Year 2024-25

Schedule 9
Page 9.197

Fund: 0017 0017G SHERIFF -GRANTS

Budget Unit: 70343 - CALMMET - SO

Function: 02 - PUBLIC PROTECTION

Activity: 18 - POLICE PROTECTION

Detail by Revenue Category and Expenditure Object 1	2022-23 Actual 2	2023-24 Actual <input checked="" type="checkbox"/> Estimated <input type="checkbox"/> Recommended <input type="checkbox"/> 3	2024-25 Recommended 4	2024-25 Adopted by the Board of Supervisors 5
44-STATE FEDERAL AID				
44290 - STATE-OTHER	0	0	0	0
Total 44 - STATE & FEDERAL AID	0	0	0	0
46-OTHER REVENUE				
46070 - CNTRB FR OTHR AGENCY	0	0	0	0
46070P - CONTRI OTHR AGENCY PRIOR	0	0	0	0
Total 46 - OTHER REVENUE	0	0	0	0
48-TRANSFER				
48716 - TRN-SO CAL EMA	29,486	29,486	29,486	29,486
Total 48 - TRANSFER	29,486	29,486	29,486	29,486
Total Revenue	29,486	29,486	29,486	29,486
51-SALARIES BENEFITS				
51060 - OVERTIME PAY	5,793	5,877	20,000	20,000
51070 - UNEMPLOYMENT INSURANCE	0	0	0	0
51081 - OPEB LIABILITY	0	0	0	0
51100 - FICA/MEDICARE OASDI	84	85	290	290
51110 - COMPENSATION INSURANCE	0	0	0	0
Total 51 - SALARIES & BENEFITS	5,877	5,962	20,290	20,290
52-SERVICES SUPPLIES				
520411 - ANN SOFTWARE FEE/MAINT	0	11,262	10,000	14,000
520902 - VEHICLE MAINTENANCE	2,500	2,046	8,000	8,000
521102 - FUEL - VEHICLE	12,864	10,186	15,000	15,000
521103 - BATTERIES	516	0	1,500	1,500
521260 - CAMERA/CAMERA ACCESSORY	44	0	5,000	5,000
524207 - STORAGE SPACE RENT	0	0	0	0
524400 - SPECIAL DEPARTMENT EXPENSE	400	2,203	5,082	5,082
525000 - OVERHEAD	510	416	416	416
525119 - LIABILITY SELF-FUND INSURANCE	0	0	0	0
526600 - NARCOTIC INVESTIGATION	0	(2,000)	3,000	3,000
527500 - TRAVEL- OUT OF COUNTY	0	375	5,000	6,402
529500 - COMPUTER	0	0	0	0
529851 - COMPUTER HARDWARE/SUPPL	0	0	0	0
Total 52 - SERVICES & SUPPLIES	16,834	24,488	52,998	58,400
54-FIXED ASSETS				
541500 - VEHICLE	0	0	0	0
545600 - INVESTIGATION EQUIPMENT	0	0	0	0
Total 54 - FIXED ASSETS	0	0	0	0
Total Expenditures and Appropriations	22,711	30,450	73,288	78,690
Net Cost	(6,775)	964	43,802	49,204

NARCOTICS - ASSET FORFEITURE (FEDERAL)

State Controller Schedule
County Budget Act

Plumas County
Financing Sources and Uses by Budget Unit by Object
Governmental Funds
Fiscal Year 2024-25

Schedule 9
Page 9.187

Fund: 0017 0017N NARCOTICS FUND

Budget Unit: 20343 - NARCOTICS

Function: 02 - PUBLIC PROTECTION

Activity: 18 - POLICE PROTECTION

Detail by Revenue Category and Expenditure Object 1	2022-23 Actual 2	2023-24 Actual <input checked="" type="checkbox"/> Estimated <input type="checkbox"/> Recommended 3	2024-25 Recommended 4	2024-25 Adopted by the Board of Supervisors 5
42-FINES PENALTIES				
42014 - ASSETS FORFEITURE	0	0	0	0
Total 42 - FINES & PENALTIES	0	0	0	0
43-USE OF MONEY PROPERTY				
43010 - INTEREST-INVESTED FUNDS	1,415	1,897	300	300
43998 - UNREALIZED GAINS/LOSSES	14,861	0	0	0
Total 43 - USE OF MONEY & PROPERTY	16,276	1,897	300	300
44-STATE FEDERAL AID				
44412 - FED-ASSET FORFEITURE	0	0	0	0
Total 44 - STATE & FEDERAL AID	0	0	0	0
46-OTHER REVENUE				
46082 - SALE OF SURPLUS PROP	0	0	0	0
Total 46 - OTHER REVENUE	0	0	0	0
Total Revenue	16,276	1,897	300	300
52-SERVICES SUPPLIES				
520411 - ANN SOFTWARE FEE/MAINT	0	0	0	0
521103 - BATTERIES	0	0	2,000	2,000
521231 - COMPUTERS<1500.00	0	0	8,000	8,117
521240 - TOOLS & EQUIPMENT	0	0	11,436	11,436
521260 - CAMERA/CAMERA ACCESSORY	0	0	5,000	5,000
524207 - STORAGE SPACE RENT	1,992	1,992	2,000	2,000
524400 - SPECIAL DEPARTMENT EXPENSE	0	0	5,194	5,194
525000 - OVERHEAD	(132)	(95)	(95)	(95)
526300 - HELICOPTER/AIRCRAFT EXP	0	0	17,000	17,000
526600 - NARCOTIC INVESTIGATION	0	0	0	0
527500 - TRAVEL- OUT OF COUNTY	0	4,039	8,707	8,707
528400 - CONTINGENCIES	0	0	0	0
Total 52 - SERVICES & SUPPLIES	1,860	5,936	59,242	59,359
54-FIXED ASSETS				
541500 - VEHICLE	0	0	0	0
541981 - TRUCK ACCESSORY-PERM	0	0	0	0
542600 - EQUIPMENT	0	0	0	0
545600 - INVESTIGATION EQUIPMENT	0	0	0	0
546003 - RADIO-MOBILE FOR VEH	0	0	0	0
Total 54 - FIXED ASSETS	0	0	0	0
58-TRANSFERS				
580000 - TRANSFER	0	0	0	0
Total 58 - TRANSFERS	0	0	0	0
Total Expenditures and Appropriations	1,860	5,936	59,242	59,359
Net Cost	(14,416)	4,039	58,942	59,059

DOMESTIC CANNABIS SUPP./ERAD. PROGRAM (DCE/SP)

State Controller Schedule
County Budget Act

Plumas County
Financing Sources and Uses by Budget Unit by Object
Governmental Funds
Fiscal Year 2024-25

Schedule 9
Page 9.201

Fund: 0017 0017G SHERIFF -GRANTS

Budget Unit: 70348 - DCE/SP

Function: 02 - PUBLIC PROTECTION

Activity: 18 - POLICE PROTECTION

2024-25

Adopted by the
Board of
Supervisors

Detail by Revenue Category and Expenditure Object 1	2022-23 Actual 2	2023-24 Actual <input checked="" type="checkbox"/> Estimated <input type="checkbox"/> 3	2024-25 Recommended 4	5
44-STATE FEDERAL AID				
44500 - FEDL-LAW ENFORCEMENT	27,550	25,425	35,000	28,000
Total 44 - STATE & FEDERAL AID	27,550	25,425	35,000	28,000
48-TRANSFER				
48001 - TRANSFER-IN1	1,243	586	596	0
48211 - CONTRI TRANS FR CO GEN	0	0	0	0
Total 48 - TRANSFER	1,243	586	596	0
Total Revenue	28,793	26,011	35,596	28,000
51-SALARIES BENEFITS				
51060 - OVERTIME PAY	0	0	0	0
51100 - FICA/MEDICARE OASDI	0	0	0	0
Total 51 - SALARIES & BENEFITS	0	0	0	0
52-SERVICES SUPPLIES				
520940 - SAFETY EQUIPMENT/EXPENSES	0	0	0	0
521700 - MISC EXPENSES	0	0	0	0
524400 - SPECIAL DEPARTMENT EXPENSE	0	0	0	510
525000 - OVERHEAD	596	43	43	43
526300 - HELICOPTER/AIRCRAFT EXP	27,550	25,425	35,000	28,000
Total 52 - SERVICES & SUPPLIES	28,146	25,468	35,043	28,553
Total Expenditures and Appropriations	28,146	25,468	35,043	28,553
Net Cost	(647)	(543)	(553)	553

DNA PENALTY (PROP 69)

State Controller Schedule
County Budget Act

Plumas County
Financing Sources and Uses by Budget Unit by Object
Governmental Funds
Fiscal Year 2024-25

Schedule 9
Page 9.227

Fund: 0037 DNA PENALTY (PROP 69)

Budget Unit: 20237 - DNA PENALTY (PROP 69)

Function: 02 - PUBLIC PROTECTION

Activity: 17 - JUDICIAL

		Activity: 17 - JUDICIAL		2024-25	
Detail by Revenue Category and Expenditure Object 1	2022-23 Actual 2	2023-24 Actual <input checked="" type="checkbox"/> Estimated <input type="checkbox"/> 3		2024-25 Recommended 4	Adopted by the Board of Supervisors 5
42-FINES PENALTIES					
42037 - DNA PENALTY (PROP 69)	4,377	0		4,200	2,200
Total 42 - FINES & PENALTIES	4,377	0		4,200	2,200
43-USE OF MONEY PROPERTY					
43010 - INTEREST-INVESTED FUNDS	548	788		50	50
43998 - UNREALIZED GAINS/LOSSES	214	0		0	0
Total 43 - USE OF MONEY & PROPERTY	762	788		50	50
Total Revenue	5,139	788		4,250	2,250
52-SERVICES SUPPLIES					
520900 - EQUIPMENT MAINTENANCE	1,920	1,920		26,249	24,241
521700 - MISC EXPENSES	0	370		3,982	3,982
525000 - OVERHEAD	(18)	(27)		(27)	(27)
528400 - CONTINGENCIES	0	0		0	0
Total 52 - SERVICES & SUPPLIES	1,902	2,263		30,204	28,196
54-FIXED ASSETS					
549921 - LIVE SCAN - FINGER PRNT	0	0		0	0
Total 54 - FIXED ASSETS	0	0		0	0
58-TRANSFERS					
58000 - TRANSFER-OUT	0	0		0	0
Total 58 - TRANSFERS	0	0		0	0
Total Expenditures and Appropriations	1,902	2,263		30,204	28,196
Net Cost	(3,237)	1,475		25,954	25,946

CIVIL OPERATIONS

State Controller Schedule
County Budget Act

Plumas County
Financing Sources and Uses by Budget Unit by Object
Governmental Funds
Fiscal Year 2024-25

Schedule 9
Page 9.186

Fund: 0017 0017C SHERIFF CIVIL OPERATIONS

Budget Unit: 20342 - CIVIL OPERATIONS

Function: 02 - PUBLIC PROTECTION

Activity: 18 - POLICE PROTECTION

Detail by Revenue Category and Expenditure Object 1	2022-23 Actual 2	2023-24 Actual <input checked="" type="checkbox"/> Estimated <input type="checkbox"/> Recommended <input type="checkbox"/>		2024-25 Adopted by the Board of Supervisors 5
		3	4	
43-USE OF MONEY PROPERTY				
43010 - INTEREST-INVESTED FUNDS	258	370	50	50
Total 43 - USE OF MONEY & PROPERTY	258	370	50	50
45-CHARGES FOR SERVICES				
45082 - S.O. CIVIL OPERATIONS	8,203	7,465	6,000	7,000
Total 45 - CHARGES FOR SERVICES	8,203	7,465	6,000	7,000
Total Revenue	8,461	7,835	6,050	7,050
52-SERVICES SUPPLIES				
520210 - POSTAGE/SHIP, MAIL COST	0	0	100	0
520220 - PAPER/PAPER SUPPLIES	0	0	300	0
520233 - PRINTING SVC/CHRGs	0	0	100	100
520250 - COPY MACHINE LEASE	2,000	1,654	4,000	2,500
520411 - ANN SOFTWARE FEE/MAINT	5,000	4,893	7,000	5,200
521230 - OFFICE FURNITURE/EQUIP	0	0	3,200	1,100
521800 - OFFICE EXPENSE	0	0	820	643
523710 - ANNUAL PUB/REF MANUALS	0	0	0	0
525000 - OVERHEAD	(79)	1,951	1,951	1,951
527500 - TRAVEL- OUT OF COUNTY	0	4,698	7,000	5,000
528400 - CONTINGENCIES	0	0	0	0
529851 - COMPUTER HARDWARE/SUPPL	139	0	1,000	500
Total 52 - SERVICES & SUPPLIES	7,060	13,196	25,471	16,994
Total Expenditures and Appropriations	7,060	13,196	25,471	16,994
Net Cost	(1,401)	5,361	19,421	9,944

JAIL - SUPP. LAW ENFORCEMENT SERVICES FUND

State Controller Schedule
County Budget Act

Plumas County
Financing Sources and Uses by Budget Unit by Object
Governmental Funds
Fiscal Year 2024-25

Schedule 9
Page 9.206

Fund: 0017 0017G SHERIFF -GRANTS

Budget Unit: 70359 - SLESF - JAIL

Function: 02 - PUBLIC PROTECTION

Activity: 18 - POLICE PROTECTION

Detail by Revenue Category and Expenditure Object 1	2022-23 Actual 2	2023-24 Actual <input checked="" type="checkbox"/> Estimated <input type="checkbox"/> Recommended <input type="checkbox"/>		2024-25 Adopted by the Board of Supervisors 5
		3	4	
44-STATE FEDERAL AID				
44393 - ST- SLESF & JUVNL JST	8,637	9,976	4,500	4,500
44393P - SLESF/JUV SLESF	0	0	0	0
Total 44 - STATE & FEDERAL AID	8,637	9,976	4,500	4,500
46-OTHER REVENUE				
46251 - REIMBURSEMENTS/REFUNDS	0	3,389	0	0
Total 46 - OTHER REVENUE	0	3,389	0	0
Total Revenue	8,637	13,365	4,500	4,500
52-SERVICES SUPPLIES				
520940 - SAFETY EQUIPMENT/EXPENSES	3,000	3,389	8,478	8,478
524900 - AMMUNITION/TACTICAL SUPP	0	4,229	8,000	10,479
525000 - OVERHEAD	70	336	336	336
Total 52 - SERVICES & SUPPLIES	3,070	7,954	16,814	19,293
58-TRANSFERS				
580000 - TRANSFER	0	0	0	0
Total 58 - TRANSFERS	0	0	0	0
Total Expenditures and Appropriations	3,070	7,954	16,814	19,293
Net Cost	(5,567)	(5,411)	12,314	14,793

STATE ASSET FORFEITURE EDUCATION

State Controller Schedule
County Budget Act

Plumas County
Financing Sources and Uses by Budget Unit by Object
Governmental Funds
Fiscal Year 2024-25

Schedule 9
Page 9.216

Fund: 0017 0017F SHRFF -ASSET FORFEITR EDU

Budget Unit: 70391 - SO -ASST FORFEITURE EDU

Function: 02 - PUBLIC PROTECTION

Activity: 18 - POLICE PROTECTION

Detail by Revenue Category and Expenditure Object 1	2022-23 Actual 2	2023-24 Actual <input checked="" type="checkbox"/> Estimated <input type="checkbox"/> Recommended <input type="checkbox"/>		2024-25 Adopted by the Board of Supervisors 5
		3	4	
44-STATE FEDERAL AID				
44290 - STATE-OTHER	0	0	0	0
44358 - STATE - ASSET SEIZURE	0	0	0	0
Total 44 - STATE & FEDERAL AID	0	0	0	0
46-OTHER REVENUE				
46251 - REIMBURSEMENTS/REFUNDS	0	0	0	0
Total 46 - OTHER REVENUE	0	0	0	0
Total Revenue	0	0	0	0
52-SERVICES SUPPLIES				
524400 - SPECIAL DEPARTMENT EXPENSE	5,342	908	9,431	9,473
525000 - OVERHEAD	(36)	(3)	(3)	(3)
Total 52 - SERVICES & SUPPLIES	5,306	905	9,428	9,470
Total Expenditures and Appropriations	5,306	905	9,428	9,470
Net Cost	5,306	905	9,428	9,470

STATE CRIMINAL ALIEN ASSISTANCE PROGRAM

State Controller Schedule
County Budget Act

Plumas County
Financing Sources and Uses by Budget Unit by Object
Governmental Funds
Fiscal Year 2024-25

Schedule 9
Page 9.194

Fund: 0017 0017G SHERIFF -GRANTS

Budget Unit: 70338 - SCAAP -SO

Function: 02 - PUBLIC PROTECTION

Activity: 18 - POLICE PROTECTION

Detail by Revenue Category and Expenditure Object 1	2022-23 Actual 2	2023-24 Actual <input checked="" type="checkbox"/> Estimated <input type="checkbox"/> Recommended <input type="checkbox"/>		2024-25 Adopted by the Board of Supervisors 5
		3	4	
44-STATE FEDERAL AID				
44520 - FEDL-OTHER & FAA	6,800	0	0	0
Total 44 - STATE & FEDERAL AID	6,800	0	0	0
Total Revenue	6,800	0	0	0
52-SERVICES SUPPLIES				
520400 - HOUSEHOLD EXPENSE	0	0	0	0
521300 - MAINT. BUILDINGS & GROUND	0	0	0	0
521900 - PROFESSIONAL SVC	1,496	0	0	0
524311 - DESK/WORKSTATION	0	0	0	0
524312 - CHAIRS/SEATING OFC FURN.	0	0	0	0
524550 - KITCHEN EQUIPMENT	0	0	0	0
524900 - AMMUNITION/TACTICAL SUPP	0	0	7,641	7,610
525000 - OVERHEAD	(221)	16	16	16
529851 - COMPUTER HARDWARE/SUPPL	0	0	0	0
Total 52 - SERVICES & SUPPLIES	1,275	16	7,657	7,626
58-TRANSFERS				
580000 - TRANSFER	0	0	0	0
Total 58 - TRANSFERS	0	0	0	0
Total Expenditures and Appropriations	1,275	16	7,657	7,626
Net Cost	(5,525)	16	7,657	7,626

Fund: 0017 0017G SHERIFF -GRANTS

Budget Unit: 70388 - SB678

Function: 02 - PUBLIC PROTECTION

Activity: 18 - POLICE PROTECTION

Detail by Revenue Category and Expenditure Object 1	2022-23 Actual 2	2023-24 Actual <input checked="" type="checkbox"/> Estimated <input type="checkbox"/> Recommended <input type="checkbox"/>		2024-25 Adopted by the Board of Supervisors 5
		3	4	
46-OTHER REVENUE				
46251 - REIMBURSEMENTS/REFUNDS	0	0	0	0
Total 46 - OTHER REVENUE	0	0	0	0
48-TRANSFER				
48000 - TRANSFER-IN	0	0	0	0
Total 48 - TRANSFER	0	0	0	0
Total Revenue	0	0	0	0
51-SALARIES BENEFITS				
51000 - REGULAR WAGES	0	0	0	0
51040 - HOLIDAY PAY	0	0	0	0
51060 - OVERTIME PAY	0	0	0	0
51070 - UNEMPLOYMENT INSURANCE	62	24	24	24
51080 - RETIREMENT	0	0	0	0
51081 - OPEB LIABILITY	0	0	0	0
51090 - GROUP INSURANCE	0	0	0	0
51100 - FICA/MEDICARE OASDI	0	0	0	0
51110 - COMPENSATION INSURANCE	(683)	580	580	356
51125 - CLOTHING ALLOWANCE	0	0	0	0
51150 - LIFE INSURANCE	0	0	0	0
Total 51 - SALARIES & BENEFITS	(621)	604	604	380
52-SERVICES SUPPLIES				
520303 - FOOD - INMATE	0	0	0	0
520700 - CLOTHING & SUPPL INMATE	0	0	2,902	4,394
525119 - LIABILITY SELF-FUND INSURANCE	474	255	255	0
527500 - TRAVEL- OUT OF COUNTY	0	0	0	0
528400 - CONTINGENCIES	0	0	0	0
Total 52 - SERVICES & SUPPLIES	474	255	3,157	4,394
Total Expenditures and Appropriations	(147)	859	3,761	4,774
Net Cost	(147)	859	3,761	4,774

PUBLIC SAFETY INTEROPERABLE COMM. GRANT

State Controller Schedule
County Budget Act

Plumas County
Financing Sources and Uses by Budget Unit by Object
Governmental Funds
Fiscal Year 2024-25

Schedule 9
Page 9.195

Fund: 0017 0017G SHERIFF -GRANTS

Budget Unit: 70339 - PSIC GRNT (OLD COPS TECH)

Function: 02 - PUBLIC PROTECTION

Activity: 18 - POLICE PROTECTION

Detail by Revenue Category and Expenditure Object 1	2022-23 Actual 2	2023-24 Actual <input checked="" type="checkbox"/> Estimated <input type="checkbox"/> Recommended <input type="checkbox"/>		2024-25 Adopted by the Board of Supervisors 5
		3	4	
44-STATE FEDERAL AID				
44520 - FEDL-OTHER & FAA	0	0	0	0
44520P - FEDL-OTHER & FAA	0	0	0	0
Total 44 - STATE & FEDERAL AID	0	0	0	0
48-TRANSFER				
48000 - TRANSFER-IN	0	0	0	0
48001 - TRANSFER-IN1	0	0	0	0
48211 - CONTRI TRANS FR CO GEN	0	0	0	0
Total 48 - TRANSFER	0	0	0	0
Total Revenue	0	0	0	0
52-SERVICES SUPPLIES				
521240 - TOOLS & EQUIPMENT	0	0	94	165
521250 - COMMUNICATION EQUIP	0	0	0	0
521900 - PROFESSIONAL SVC	0	0	0	0
525000 - OVERHEAD	(19)	(25)	(25)	(25)
528400 - CONTINGENCIES	0	0	539	539
Total 52 - SERVICES & SUPPLIES	(19)	(25)	608	679
54-FIXED ASSETS				
542203 - REPEATER EQUIP/INSTALL	0	0	0	0
549500 - COMPUTER HARDWARE	0	0	0	0
549630 - BOAT MOTOR	0	0	0	0
Total 54 - FIXED ASSETS	0	0	0	0
Total Expenditures and Appropriations	(19)	(25)	608	679
Net Cost	(19)	(25)	608	679

BUFFER/OFFICE OF EMERGENCY SERVICES

State Controller Schedule
County Budget Act

Plumas County
Financing Sources and Uses by Budget Unit by Object
Governmental Funds
Fiscal Year 2024-25

Schedule 9
Page 9.189

Fund: 0017 0017G SHERIFF -GRANTS

Budget Unit: 70329 - SO-BUFFER / OES

Function: 02 - PUBLIC PROTECTION

Activity: 18 - POLICE PROTECTION

Detail by Revenue Category and Expenditure Object 1	2022-23 Actual 2	2023-24 Actual <input checked="" type="checkbox"/> Estimated <input type="checkbox"/> 3	2024-25 Recommended 4	2024-25 Adopted by the Board of Supervisors 5
44-STATE FEDERAL AID				
44095 - RESIL ALLOC FOR PSPS 2019	0	0	0	0
44132 - STATE HOMELAND DEFENSE	0	0	0	0
44132P - STATE -HOME LAND DEF	0	0	0	0
44375 - STATE-CALOES HAZ MIT	0	0	0	0
44375P - STATE-CALOES HAZ MIT PY	0	0	0	0
44380 - STATE- EMPG/OES	318,326	0	0	0
44380P - STATE EMPG/OES	0	0	0	0
Total 44 - STATE & FEDERAL AID	318,326	0	0	0
48-TRANSFER				
48000 - TRANSFER-IN	9,702	4,500	0	0
48001 - TRANSFER-IN1	0	0	0	0
48002 - TRANSFER-IN2	0	5,462	0	0
49003 - PROCEEDS FROM LEASES	0	0	0	0
Total 48 - TRANSFER	9,702	9,962	0	0
Total Revenue	328,028	9,962	0	0
51-SALARIES BENEFITS				
51070 - UNEMPLOYMENT INSURANCE	0	0	0	0
51081 - OPEB LIABILITY	0	0	0	0
51110 - COMPENSATION INSURANCE	(371)	0	0	12
Total 51 - SALARIES & BENEFITS	(371)	0	0	12
52-SERVICES SUPPLIES				
520200 - COMMUNICATIONS	0	0	0	0
520201 - PHONE - LAND LINE (S)	1,701	0	0	0
520411 - ANN SOFTWARE FEE/MAINT	7,612	0	0	0
520900 - EQUIPMENT MAINTENANCE	0	0	0	0
520902 - VEHICLE MAINTENANCE	0	0	0	0
520940 - SAFETY EQUIPMENT/EXPENSES	17,178	0	0	0
521102 - FUEL - VEHICLE	0	0	0	0
521240 - TOOLS & EQUIPMENT	0	0	0	0
521250 - COMMUNICATION EQUIP	7,947	0	0	0
521260 - CAMERA/CAMERA ACCESSORY	13,360	0	0	0
521900 - PROFESSIONAL SVC	1,060	0	0	0
523804 - RADIO EQUIP RENT/LEASE	7,515	0	0	0
524400 - SPECIAL DEPARTMENT EXPENSE	2,295	0	0	0
525119 - LIABILITY SELF-FUND INSURANCE	0	0	0	10
527500 - TRAVEL- OUT OF COUNTY	0	0	0	0
528400 - CONTINGENCIES	0	0	0	0
529370 - INTEREST EXPENSE LEASE	0	0	0	0
52970 - PRINCIPAL LEASE	0	0	0	0
Total 52 - SERVICES & SUPPLIES	58,668	0	0	10
54-FIXED ASSETS				
542203 - REPEATER EQUIP/INSTALL	0	0	0	0

BUFFER/OFFICE OF EMERGENCY SERVICE

State Controller Schedule
County Budget Act

Plumas County
Financing Sources and Uses by Budget Unit by Object
Governmental Funds
Fiscal Year 2024-25

Schedule 9
Page 9.190

Fund: 0017 0017G SHERIFF -GRANTS

Budget Unit: 70329 - SO-BUFFER / OES

Function: 02 - PUBLIC PROTECTION

Activity: 18 - POLICE PROTECTION

Detail by Revenue Category and Expenditure Object 1	2022-23 Actual 2	2023-24 Actual <input checked="" type="checkbox"/> Estimated <input type="checkbox"/> Recommended		2024-25 Adopted by the Board of Supervisors 5
		3	4	
54-FIXED ASSETS (continued)				
542600 - EQUIPMENT	0	0	0	0
544130 - GENERATOR	197,556	0	0	0
549950 - LEASE EXPENDITURE CAP OUTLAY	0	0	0	0
Total 54 - FIXED ASSETS	197,556	0	0	0
58-TRANSFERS				
580000 - TRANSFER	139,829	0	0	360
580001 - TRANSFER	0	0	0	0
580002 - TRANSFER	0	0	0	0
Total 58 - TRANSFERS	139,829	0	0	360
Total Expenditures and Appropriations	395,682	0	0	382
Net Cost	67,654	(9,962)	0	382

OES/ANTI DRUG ABUSE - SHERIFF

State Controller Schedule
County Budget Act

Plumas County
Financing Sources and Uses by Budget Unit by Object
Governmental Funds
Fiscal Year 2024-25

Schedule 9
Page 9.211

Fund: 0017 0017G SHERIFF -GRANTS

Budget Unit: 70385 - OES/ADA SHRFF

Function: 02 - PUBLIC PROTECTION

Activity: 18 - POLICE PROTECTION

Detail by Revenue Category and Expenditure Object 1	2022-23 Actual 2	2023-24 Actual <input checked="" type="checkbox"/> Estimated <input type="checkbox"/> 3	2024-25 Recommended 4	2024-25 Adopted by the Board of Supervisors 5
44-STATE FEDERAL AID				
44263 - STATE-OCJP S.O. DC	0	0	0	0
44263P - STATE- OCJP SO DC	0	0	0	0
44416 - FEDERAL JAG GRANT	0	0	0	0
44416P - FEDERAL JAG GRANT	0	0	0	0
Total 44 - STATE & FEDERAL AID	0	0	0	0
48-TRANSFER				
48000 - TRANSFER-IN	0	135	108	0
48002 - TRANSFER-IN2	0	0	0	0
48003 - TRANSFER-IN3	0	0	0	0
48211 - CONTRI TRANS FR CO GEN	0	0	0	0
Total 48 - TRANSFER	0	135	108	0
Total Revenue	0	135	108	0
51-SALARIES BENEFITS				
51000 - REGULAR WAGES	0	0	0	0
51040 - HOLIDAY PAY	0	0	0	0
51060 - OVERTIME PAY	0	0	0	0
51070 - UNEMPLOYMENT INSURANCE	17	4	4	4
51080 - RETIREMENT	0	0	0	0
51081 - OPEB LIABILITY	0	0	0	0
51090 - GROUP INSURANCE	0	0	0	0
51100 - FICA/MEDICARE OASDI	0	0	0	0
51110 - COMPENSATION INSURANCE	(190)	156	154	65
51120 - CELL PHONE ALLOW	0	0	0	0
51125 - CLOTHING ALLOWANCE	0	0	0	0
Total 51 - SALARIES & BENEFITS	(173)	160	158	69
52-SERVICES SUPPLIES				
521102 - FUEL - VEHICLE	0	0	0	0
521800 - OFFICE EXPENSE	0	0	0	153
521900 - PROFESSIONAL SVC	0	0	0	0
525000 - OVERHEAD	0	0	0	0
525119 - LIABILITY SELF-FUND INSURANCE	126	47	47	0
527500 - TRAVEL- OUT OF COUNTY	0	0	0	0
Total 52 - SERVICES & SUPPLIES	126	47	47	153
58-TRANSFERS				
58000 - TRANSFER-OUT	0	0	0	0
580001 - TRANSFER	0	0	0	0
Total 58 - TRANSFERS	0	0	0	0
Total Expenditures and Appropriations	(47)	207	205	222
Net Cost	(47)	72	97	222

GRANT - EVERY 15 MINUTES

State Controller Schedule
County Budget Act

Plumas County
Financing Sources and Uses by Budget Unit by Object
Governmental Funds
Fiscal Year 2024-25

Schedule 9
Page 9.196

Fund: 0017 0017G SHERIFF -GRANTS

Budget Unit: 70340 - EVERY 15 MIN

Function: 02 - PUBLIC PROTECTION

Activity: 18 - POLICE PROTECTION

Detail by Revenue Category and Expenditure Object 1	2022-23 Actual 2	2023-24 Actual <input checked="" type="checkbox"/> Estimated <input type="checkbox"/> Recommended <input type="checkbox"/>		2024-25 Adopted by the Board of Supervisors 5
		3	4	
44-STATE FEDERAL AID				
44290 - STATE-OTHER	0	0	0	0
44290P - STATE OTHER	0	0	0	0
Total 44 - STATE & FEDERAL AID	0	0	0	0
46-OTHER REVENUE				
46251 - REIMBURSEMENTS/REFUNDS	0	0	0	0
Total 46 - OTHER REVENUE	0	0	0	0
48-TRANSFER				
48001 - TRANSFER-IN1	0	0	0	0
48211 - CONTRI TRANS FR CO GEN	0	0	0	0
48212 - CONTRI TRANS FR G.F.	0	0	0	0
Total 48 - TRANSFER	0	0	0	0
Total Revenue	0	0	0	0
52-SERVICES SUPPLIES				
521800 - OFFICE EXPENSE	0	0	110	273
524400 - SPECIAL DEPARTMENT EXPENSE	0	0	0	0
524401 - SPEC DEPT EXP EV 15 MIN	0	0	0	0
525000 - OVERHEAD	(46)	(58)	(58)	(58)
Total 52 - SERVICES & SUPPLIES	(46)	(58)	52	215
Total Expenditures and Appropriations	(46)	(58)	52	215
Net Cost	(46)	(58)	52	215

Debbie Wingate, Acting Director

Our pledge is to provide services courteously and professionally. We will be respectful, compassionate, supportive, and impartial. Efficiency, integrity, and respect for individual dignity will govern how we deliver services to Plumas County citizens.

Social Services:

The Plumas County Department of Social Services serves the public by administering county, state, and federal benefits including:

- County Medical Services Program (CMSP)
- General Assistance
- Medi-Cal
- CalFresh
- CalWORKs
- Foster Care
- Welfare-to-Work
- Child Protective Services
- Adult Protective Services
- In-Home Supportive Services
- Public Guardianship

Administration – Coordinates all business and support activities for the department including: support staff, records, mail, supplies, procurement, budget and finance, contract administration, civil rights/American Disabilities Act (ADA) compliance, information systems, and vehicle maintenance.

Eligibility and Employment Services – Administers Medi-Cal and Affordable Care Act Health Plans, Cal-Fresh, CalWORKs, Foster Care, General Assistance, the Welfare to Work program, and other public assistance programs

Social Services – Provides for the protection of children, the aged, and the dependent adult population. In addition, the In-Home Support Services (IHSS) program enables seniors, dependent adults, and children who might otherwise require a higher level of care to remain safely in their homes

Public Guardian:

The Public Guardian-Conservator serves as a conservator of a person and/or estate of individuals needing protective intervention. The two types of conservatorship, Lanterman-Petris-Short (LPS) and probate can only be established by order of the superior court. As probate conservators, Public Guardians are involved in all aspects of their clients' lives, including financial management, housing, medical care, placement, and advocacy. As LPS conservators, Public Conservators are responsible for directing the mental health treatment and placement of their clients. Referrals for probate conservatorship usually come from another community agency, institution, or physician. Referrals for LPS conservatorship can only come from a psychiatrist.

SOCIAL SERVICES

Child Abuse Prevention (CAP):

CAPC Functions Child Abuse Prevention Council functions include, but not be limited to, the following:

- To provide a forum for interagency cooperation and coordination in the prevention, detection, treatment, and legal processing of child abuse cases.
- To promote public awareness of the abuse and neglect of children and the resources available for intervention and treatment.
- To encourage and facilitate training of professionals in the detection, treatment, and prevention of child abuse and neglect.
- To recommend improvements in services to families and victims.
- To encourage and facilitate community support for child abuse and neglect programs.

SOCIAL SERVICES

State Controller Schedule
County Budget Act

Plumas County
Financing Sources and Uses by Budget Unit by Object
Governmental Funds
Fiscal Year 2024-25

Schedule 9
Page 9.134

Fund: 0013 DEPT. SOCIAL SERVICES

Budget Unit: 70590 - SOCIAL SRVC

Function: 05 - PUBLIC ASSISTANCE

Activity: 26 - ADMINISTRATION

Detail by Revenue Category and Expenditure Object 1	2022-23 Actual 2	2023-24 Actual <input checked="" type="checkbox"/> Estimated <input type="checkbox"/> 3	2024-25 Recommended 4	2024-25 Adopted by the Board of Supervisors 5
43-USE OF MONEY PROPERTY				
43010 - INTEREST-INVESTED FUNDS	0	0	0	0
43067 - BOOTH RENTAL	0	0	0	0
43998 - UNREALIZED GAINS/LOSSES	164,834	0	0	0
Total 43 - USE OF MONEY & PROPERTY	164,834	0	0	0
44-STATE FEDERAL AID				
44044 - STATE-VEH LIC FEES	0	0	0	0
44060 - STATE-WELFARE PUB. ADMIN	0	0	0	0
44061 - STATE ARC ASSISTANCE	2,046,933	2,305,301	2,200,000	2,200,000
44090 - STATE-PUBLIC ASST.PROGRAM	406,754	618,583	600,000	600,000
44091 - STATE ARC ASSISTANCE	29,246	12,399	2,200,000	2,200,000
44093 - STATE - CMSP INCENTIVE	0	0	600,000	600,000
44381 - ACCESS TO TECH GRANT	26,258	38,080	30,000	30,000
44400 - FEDL-WELFARE PUB. ADMIN.	1,163,408	1,157,457	157,462	157,462
44430 - FEDL-PUBLIC ASST.PROGRAM	843,262	776,389	1,000,000	1,000,000
44520 - FEDL-OTHER & FAA	28,400	28,611	1,000,000	1,000,000
Total 44 - STATE & FEDERAL AID	4,544,261	4,936,820	7,787,462	7,787,462
46-OTHER REVENUE				
46064 - 6 MO. OLD CANCELLED WRTS.	0	0	0	0
46067 - 6MON.OLD PAYROLL WARRANTS	0	0	0	0
46070 - CNTRB FR OTHR AGENCY	1,987	1,897	3,500	3,500
46209 - ADMIN REPAYMENT	13,349	16,825	20,000	20,000
46210 - REPAYMENT OF AID	48,768	67,567	55,000	55,000
46251 - REIMBURSEMENTS/REFUNDS	248	13,122	2,000	2,000
46253 - REIMB - CO DISASTR RESPON	1,861	0	0	0
46500 - CONTRIBS. FROM PUBLIC	0	0	0	0
46999 - REIMB PR YR VOID WARRANT	0	0	0	0
Total 46 - OTHER REVENUE	66,213	99,411	80,500	80,500
48-TRANSFER				
48000 - TRANSFER-IN	18,000,000	3,000,000	3,000,000	8,000,000
48007 - TSF-IN CRF REIMB	0	0	0	0
48011 - TRN - ADMIN	0	0	185,000	185,000
48012 - TRN - ASSISTANCE	0	0	385,000	385,000
48100 - TRF IN DIASTER	0	0	0	0
48720 - TRN-SS ADULT PROTCT SVC	0	0	0	0
48725 - TRN-SS ADULT FOSTER CARE	0	0	0	0
48730 - TRN-SS FOSTR CARE ADMIN	0	0	0	0
48735 - TRN-SS CHLD WELFARE SVC	0	0	0	0
48740 - TRS-SS ADOPT ADMIN	0	0	0	0
48745 - TRN-SS CHLD ABUSE PRVNT	0	0	0	0
48781 - TR-SS-PROTECTIVE SVC	0	0	0	0
48782 - TRN-FAMILY SPT SUBACT	0	0	0	0
49003 - PROCEEDS FROM LEASES	0	0	0	0

SOCIAL SERVICES

State Controller Schedule
County Budget Act

Plumas County
Financing Sources and Uses by Budget Unit by Object
Governmental Funds
Fiscal Year 2024-25

Schedule 9
Page 9.135

Fund: 0013 DEPT. SOCIAL SERVICES

Budget Unit: 70590 - SOCIAL SRVC

Function: 05 - PUBLIC ASSISTANCE

Activity: 26 - ADMINISTRATION

Detail by Revenue Category and Expenditure Object 1	2022-23 Actual 2	2023-24 Actual <input checked="" type="checkbox"/> Estimated <input type="checkbox"/> Recommended 3	2024-25 Adopted by the Board of Supervisors 4	2024-25 Adopted by the Board of Supervisors 5
48-TRANSFER (continued)				
Total 48 - TRANSFER	18,000,000	3,000,000	3,570,000	8,570,000
Total Revenue	22,775,308	8,036,231	11,437,962	16,437,962
51-SALARIES BENEFITS				
51000 - REGULAR WAGES	1,740,027	1,803,973	2,169,524	2,819,886
51020 - OTHER WAGES	47,044	40,306	140,950	140,950
51060 - OVERTIME PAY	40,704	61,976	65,000	65,000
51070 - UNEMPLOYMENT INSURANCE	14,487	12,587	10,913	10,913
51080 - RETIREMENT	518,284	545,595	761,286	989,498
51081 - OPEB LIABILITY	97,503	99,010	97,503	97,503
51090 - GROUP INSURANCE	328,424	366,153	460,394	981,302
51100 - FICA/MEDICARE OASDI	139,851	148,567	165,969	215,721
51110 - COMPENSATION INSURANCE	36,844	82,692	82,692	75,606
51120 - CELL PHONE ALLOW	11,000	12,950	9,600	9,600
51128 - BILINGUAL ALLOWANCE	2,118	1,680	1,680	1,680
51150 - LIFE INSURANCE	334	306	334	5,776
Total 51 - SALARIES & BENEFITS	2,976,620	3,175,795	3,965,845	5,413,435
52-SERVICES SUPPLIES				
520201 - PHONE - LAND LINE (S)	3,787	5,206	10,000	10,000
520202 - CELL PHONE SERVICE	456	456	500	500
520205 - PAGER SERVICE	0	0	0	0
520206 - ACCESS TO TECH GRANT EXP	25,858	40,824	157,462	157,462
520208 - INTERNET INSTALLATION	0	0	0	0
520209 - PHONE REPAIRS/INSTALL	0	0	2,000	2,000
520210 - POSTAGE/SHIP, MAIL COST	39,205	33,733	50,000	50,000
520220 - PAPER/PAPER SUPPLIES	0	0	0	0
520221 - ENVELOPES	0	0	0	0
520225 - PO BOX RENT/ANNUAL FEES	0	146	200	200
520226 - TONER/COPY MACH SUPPL	0	0	0	0
520250 - COPY MACHINE LEASE	7,518	6,976	7,000	7,000
520261 - PRE-PRINTED FORMS	0	0	0	0
520290 - POSTAGE MACHINE RENT/LEAS	4,600	4,600	12,000	12,000
520410 - SOFTWARE LICENSE	0	0	5,000	5,000
520419 - COVID PPE & CLEANING COST	0	0	0	0
520900 - EQUIPMENT MAINTENANCE	0	0	0	0
520902 - VEHICLE MAINTENANCE	10,715	11,622	50,000	50,000
520907 - EQUIP. MAINT.CONTRACT	5,929	8,612	8,000	8,000
520908 - WIRING COSTS	0	0	0	0
520910 - PHONE CARDS	0	0	0	0
521230 - OFFICE FURNITURE/EQUIP	475	396	5,000	5,000
521231 - COMPUTERS<1500.00	6,279	0	80,000	80,000
521600 - MEMBERSHIPS/ANNUAL DUES	24,916	26,162	28,000	28,000
521700 - MISC EXPENSES	0	0	0	0

SOCIAL SERVICES

State Controller Schedule
County Budget Act

Plumas County
Financing Sources and Uses by Budget Unit by Object
Governmental Funds
Fiscal Year 2024-25

Schedule 9
Page 9.136

Fund: 0013 DEPT. SOCIAL SERVICES

Budget Unit: 70590 - SOCIAL SRVC

Function: 05 - PUBLIC ASSISTANCE

Activity: 26 - ADMINISTRATION

Detail by Revenue Category and Expenditure Object 1	2022-23 Actual 2	2023-24 Actual <input checked="" type="checkbox"/> Estimated <input type="checkbox"/> Recommended 3	2024-25 Recommended 4	2024-25 Adopted by the Board of Supervisors 5
52-SERVICES SUPPLIES (continued)				
521750 - FITNESS & WELLNESS	0	0	0	0
521800 - OFFICE EXPENSE	18,743	20,813	34,000	34,000
521801 - Office Water	0	0	0	0
521832 - PAMPHLETS	0	0	0	0
521900 - PROFESSIONAL SVC	719,876	1,964,424	2,500,000	2,500,000
521986 - SECURITY	19,177	20,624	21,700	21,700
523000 - PROMOTIONAL MATERIAL	0	0	0	0
523500 - CHILDRENS FAIR EXP	0	0	0	0
523700 - PUBLICATIONS-LEGAL NOTICE	2,372	2,748	3,000	3,000
524000 - RENT - OFFICE/SPACE	0	0	0	0
524130 - AIR TRAVEL NON-EMPLOYEE	699	0	2,500	2,500
524170 - GRANT	735	1,640	3,500	3,500
524207 - STORAGE SPACE RENT	2,436	2,639	3,000	3,000
524400 - SPECIAL DEPARTMENT EXPENSE	2,855	4,328	40,000	40,000
524410 - NON-EMPLOYEE INCENTIVE	0	0	0	0
524900 - AMMUNITION/TACTICAL SUPP	0	0	500	500
525000 - OVERHEAD	542,793	711,305	711,305	711,305
525080 - CAPIT EXPENSES- STATE	79,322	93,583	90,000	90,000
525100 - ANCILLARY, ETC SP DEPT	210	912	20,000	20,000
525119 - LIABILITY SELF-FUND INSURANCE	82,264	36,628	36,628	40,589
525130 - AFDC CHILDCARE	129,479	131,137	234,000	234,000
525200 - DATA PROCESSING FEES	536	597	3,000	3,000
526900 - CONTRACTS	341,257	344,224	420,000	420,000
527000 - TRAINING	8,534	15,499	70,000	70,000
527400 - TRAVEL- IN COUNTY	6,895	9,280	20,000	20,000
527402 - BUS PASSES-NON EMPLOYEE	0	0	12,000	12,000
527410 - CLIENT SERVICE EXP	9,752	6,336	12,000	12,000
527411 - FOSTER CARE - COUNTY ONLY FUN	50,453	54,268	150,000	150,000
527500 - TRAVEL- OUT OF COUNTY	23,825	31,205	75,000	75,000
527510 - TRAVEL-CHILD VISITS	0	0	0	0
527750 - IN CNTY HOSTING	0	0	0	0
528400 - CONTINGENCIES	0	0	0	0
529370 - INTEREST EXPENSE LEASE	0	0	0	0
52970 - PRINCIPAL LEASE	0	0	0	0
Total 52 - SERVICES & SUPPLIES	2,171,951	3,590,923	4,877,295	4,881,256
53-OTHER CHARGES				
530140 - EMERGENT COSTS-CLIENT SVC	0	0	0	0
530700 - SUPPORT CARE AFDC FG/U	1,409,585	1,187,627	1,800,000	1,800,000
530900 - SPRT CARE AFDC/FC/AAP/KN	1,955,525	2,199,809	3,200,000	3,200,000
531300 - GENERAL RELIEF	19,819	8,238	120,000	120,000
531400 - EMERGENT SHELTER	0	0	24,000	24,000
532300 - CLIENT TRANSPORT	0	0	0	0

SOCIAL SERVICES

State Controller Schedule
County Budget Act

Plumas County
Financing Sources and Uses by Budget Unit by Object
Governmental Funds
Fiscal Year 2024-25

Schedule 9
Page 9.137

Fund: 0013 DEPT. SOCIAL SERVICES

Budget Unit: 70590 - SOCIAL SRVC

Function: 05 - PUBLIC ASSISTANCE

Activity: 26 - ADMINISTRATION

Detail by Revenue Category and Expenditure Object 1	2022-23 Actual 2	2023-24 Actual <input checked="" type="checkbox"/> Estimated <input type="checkbox"/> 3	2024-25 Recommended 4	2024-25 Adopted by the Board of Supervisors 5
53-OTHER CHARGES (continued)				
532305 - TOP REFUNDS	1,657	4,830	12,000	12,000
532600 - ILP PROGRAM	3,934	12,716	20,000	20,000
532610 - EMANCIPATED YTH STIPEND	0	0	0	0
532800 - IHSS/PCS PROGRAM	662,997	692,890	690,000	690,000
Total 53 - OTHER CHARGES	4,053,517	4,106,110	5,866,000	5,866,000
54-FIXED ASSETS				
540110 - CAPITAL IMPROVEMENTS	0	0	0	0
541501 - VEHICLE 4X4	0	0	150,000	150,000
549501 - LAP TOP COMPUTER	0	0	0	0
549950 - LEASE EXPENDITURE CAP OUTLAY	0	0	0	0
Total 54 - FIXED ASSETS	0	0	150,000	150,000
57-TRANSFER OUT				
570000 - TRANSFERS IN/OUT--IT	0	0	20,000	20,000
570001 - TSFR - MUNIS SAAS ANN FEE	0	0	0	0
57001 - INTERFUND TRANSFER	0	0	0	0
Total 57 - TRANSFER OUT	0	0	20,000	20,000
58-TRANSFERS				
58000 - TRANSFER-OUT	100,800	67,200	100,800	100,800
580002 - TRANSFER	0	0	30,000	30,000
58520 - TRN - CBCAP TO CAP COUNCI	17,574	17,701	18,000	18,000
Total 58 - TRANSFERS	118,374	84,901	148,800	148,800
Total Expenditures and Appropriations	9,320,462	10,957,729	15,027,940	16,479,491
Net Cost	(13,454,846)	2,921,498	3,589,978	41,529

REALIGNMENT

State Controller Schedule
County Budget Act

Plumas County
Financing Sources and Uses by Budget Unit by Object
Governmental Funds
Fiscal Year 2024-25

Schedule 9
Page 9.140

Fund: 0013 0013R SS - REALIGNMENT

Budget Unit: 70593 - SS - REALIGNMENT

Function: 05 - PUBLIC ASSISTANCE

Activity: 26 - ADMINISTRATION

Activity: 26 - ADMINISTRATION				2024-25
Detail by Revenue Category and Expenditure Object 1	2022-23 Actual 2	2023-24	2024-25 Recommended 4	Adopted by the Board of Supervisors 5
		Actual <input checked="" type="checkbox"/> Estimated <input type="checkbox"/> 3		
43-USE OF MONEY PROPERTY				
43010 - INTEREST-INVESTED FUNDS	425,216	291,152	430,000	430,000
Total 43 - USE OF MONEY & PROPERTY	425,216	291,152	430,000	430,000
44-STATE FEDERAL AID				
44142 - ST.-AID HLTH REALIGN. REV	0	0	0	0
Total 44 - STATE & FEDERAL AID	0	0	0	0
48-TRANSFER				
48000 - TRANSFER-IN	0	0	0	0
48143 - TSFR-CARES REALIGN BACKFILL	0	0	0	0
48720 - TRN-SS ADULT PROTCT SVC	1,461,548	2,514,427	1,500,000	1,500,000
48725 - TRN-SS ADULT FOSTER CARE	286,131	285,058	300,000	300,000
48780 - TRN-SS CAL WORKS MOE	350,010	447,532	400,000	400,000
48782 - TRN-FAMILY SPT SUBACT	422,117	596,391	500,000	500,000
Total 48 - TRANSFER	2,519,806	3,843,408	2,700,000	2,700,000
Total Revenue	2,945,022	4,134,560	3,130,000	3,130,000
52-SERVICES SUPPLIES				
525000 - OVERHEAD	116	(142)	0	0
Total 52 - SERVICES & SUPPLIES	116	(142)	0	0
58-TRANSFERS				
580000 - TRANSFER	14,000,000	2,000,000	4,000,000	7,000,000
Total 58 - TRANSFERS	14,000,000	2,000,000	4,000,000	7,000,000
Total Expenditures and Appropriations	14,000,116	1,999,858	4,000,000	7,000,000
Net Cost	11,055,094	(2,134,702)	870,000	3,870,000

REALIGNMENT PROTECTIVE SERVICES

State Controller Schedule
County Budget Act

Plumas County
Financing Sources and Uses by Budget Unit by Object
Governmental Funds
Fiscal Year 2024-25

Schedule 9
Page 9.142

Fund: 0013 0013P REALIGN - PROT SERVICES

Budget Unit: 70595 - SS - REALIGN PROT SVCS

Function: 05 - PUBLIC ASSISTANCE

Activity: 26 - ADMINISTRATION

Activity: 26 - ADMINISTRATION				2024-25
Detail by Revenue Category and Expenditure Object 1	2022-23 Actual 2	2023-24 Actual <input checked="" type="checkbox"/>	2024-25 Recommended 4	Adopted by the Board of Supervisors 5
		Estimated <input type="checkbox"/> 3		
43-USE OF MONEY PROPERTY				
43010 - INTEREST-INVESTED FUNDS	206,654	248,483	220,000	220,000
Total 43 - USE OF MONEY & PROPERTY	206,654	248,483	220,000	220,000
48-TRANSFER				
48000 - TRANSFER-IN	0	0	0	0
48143 - TSFR-CARES REALIGN BACKFILL	0	0	0	0
48781 - TR-SS-PROTECTIVE SVC	2,026,544	3,088,481	2,500,000	2,500,000
Total 48 - TRANSFER	2,026,544	3,088,481	2,500,000	2,500,000
Total Revenue	2,233,198	3,336,964	2,720,000	2,720,000
52-SERVICES SUPPLIES				
525000 - OVERHEAD	0	0	0	0
Total 52 - SERVICES & SUPPLIES	0	0	0	0
58-TRANSFERS				
580000 - TRANSFER	4,000,000	1,000,000	2,000,000	4,000,000
Total 58 - TRANSFERS	4,000,000	1,000,000	2,000,000	4,000,000
Total Expenditures and Appropriations	4,000,000	1,000,000	2,000,000	4,000,000
Net Cost	1,766,802	(2,336,964)	(720,000)	1,280,000

State Controller Schedule
County Budget Act

Plumas County
Financing Sources and Uses by Budget Unit by Object
Governmental Funds
Fiscal Year 2024-25

Schedule 9
Page 9.53

Fund: 0001 GENERAL

Budget Unit: 20430 - PUBLIC GUARDIAN

Function: 02 - PUBLIC PROTECTION

Activity: 21 - OTHER PROTECTION

2024-25

**Adopted by the
Board of
Supervisors**

Detail by Revenue Category and Expenditure Object 1	2022-23 Actual 2	2023-24 Actual <input checked="" type="checkbox"/> Estimated <input type="checkbox"/> 3	2024-25 Recommended 4	5
45-CHARGES FOR SERVICES				
45022 - REP PAYEE FEES	0	0	0	0
45370 - CONSERVATOR FEES	0	0	0	0
Total 45 - CHARGES FOR SERVICES	0	0	0	0
46-OTHER REVENUE				
46253 - REIMB - CO DISASTR RESPON	14	0	0	0
Total 46 - OTHER REVENUE	14	0	0	0
48-TRANSFER				
48000 - TRANSFER-IN	0	0	0	0
Total 48 - TRANSFER	0	0	0	0
Total Revenue	14	0	0	0
51-SALARIES BENEFITS				
51000 - REGULAR WAGES	74,082	78,229	78,229	82,140
51020 - OTHER WAGES	0	10,473	0	0
51060 - OVERTIME PAY	0	405	0	0
51070 - UNEMPLOYMENT INSURANCE	54	51	62	62
51080 - RETIREMENT	24,661	21,953	27,450	28,823
51081 - OPEB LIABILITY	3,567	3,622	3,567	3,567
51090 - GROUP INSURANCE	24,462	30,257	20,125	33,697
51100 - FICA/MEDICARE OASDI	5,062	6,483	5,985	6,284
51110 - COMPENSATION INSURANCE	(1,541)	337	337	698
51150 - LIFE INSURANCE	0	0	0	141
Total 51 - SALARIES & BENEFITS	130,347	151,810	135,755	155,412
52-SERVICES SUPPLIES				
520201 - PHONE - LAND LINE (S)	220	219	720	720
520209 - PHONE REPAIRS/INSTALL	0	0	0	0
520210 - POSTAGE/SHIP, MAIL COST	25	0	250	250
520225 - PO BOX RENT/ANNUAL FEES	140	152	200	200
520230 - COPY CHARGES	0	0	0	0
520261 - PRE-PRINTED FORMS	0	351	500	500
520419 - COVID PPE & CLEANING COST	0	0	0	0
520901 - OFFICE EQUIP MAINTENANCE	0	0	0	0
520902 - VEHICLE MAINTENANCE	0	0	0	0
521230 - OFFICE FURNITURE/EQUIP	0	0	0	0
521600 - MEMBERSHIPS/ANNUAL DUES	2,050	2,050	4,000	4,000
521800 - OFFICE EXPENSE	0	464	500	500
521900 - PROFESSIONAL SVC	991	1,500	1,500	1,500
521986 - SECURITY	637	684	720	720
523710 - ANNUAL PUB/REF MANUALS	404	72	200	200
525000 - OVERHEAD	0	0	0	0
525119 - LIABILITY SELF-FUND INSURANCE	410	530	530	832
527000 - TRAINING	0	455	500	500
527400 - TRAVEL- IN COUNTY	0	0	0	0

Fund: 0001 GENERAL

Budget Unit: 20430 - PUBLIC GUARDIAN

Function: 02 - PUBLIC PROTECTION

Activity: 21 - OTHER PROTECTION

2024-25

Detail by Revenue Category and Expenditure Object 1	2022-23 Actual 2	2023-24		2024-25 Recommended 4	Adopted by the Board of Supervisors 5
		Actual <input checked="" type="checkbox"/>	Estimated <input type="checkbox"/>		
52-SERVICES SUPPLIES (continued)					
527500 - TRAVEL- OUT OF COUNTY	213	208		2,000	2,000
527750 - IN CNTY HOSTING	0	0		0	0
Total 52 - SERVICES & SUPPLIES	5,090	6,685		11,620	11,922
Total Expenditures and Appropriations	135,437	158,495		147,375	167,334
Net Cost	135,423	158,495		147,375	167,334

CHILD ABUSE PREVENTION

State Controller Schedule
County Budget Act

Plumas County
Financing Sources and Uses by Budget Unit by Object
Governmental Funds
Fiscal Year 2024-25

Schedule 9
Page 9.125

Fund: 0004 CHILD ABUSE PREVENTION

Budget Unit: 22341 - CHILD ABUSE PREVENTION

Function: 02 - PUBLIC PROTECTION

Activity: 21 - OTHER PROTECTION

Detail by Revenue Category and Expenditure Object 1	2022-23 Actual 2	2023-24 Actual <input checked="" type="checkbox"/> Estimated <input type="checkbox"/> 3	2024-25 Recommended 4	2024-25 Adopted by the Board of Supervisors 5
43-USE OF MONEY PROPERTY				
43010 - INTEREST-INVESTED FUNDS	3,725	4,843	1,000	1,000
43067 - BOOTH RENTAL	380	20	300	300
43998 - UNREALIZED GAINS/LOSSES	1,303	0	0	0
Total 43 - USE OF MONEY & PROPERTY	5,408	4,863	1,300	1,300
44-STATE FEDERAL AID				
44520 - FEDL-OTHER & FAA	0	0	0	0
Total 44 - STATE & FEDERAL AID	0	0	0	0
45-CHARGES FOR SERVICES				
45064 - CHILDREN'S TRUST FEES	2,335	2,634	2,500	2,500
Total 45 - CHARGES FOR SERVICES	2,335	2,634	2,500	2,500
46-OTHER REVENUE				
46058 - REIMB FOR CAPIT EXP	0	0	0	0
46070 - CNTRB FR OTHR AGENCY	0	0	0	0
46251 - REIMBURSEMENTS/REFUNDS	255	0	0	0
46500 - CONTRIBS. FROM PUBLIC	27,983	20,280	1,800	1,800
Total 46 - OTHER REVENUE	28,238	20,280	1,800	1,800
48-TRANSFER				
48000 - TRANSFER-IN	0	0	0	0
48520 - TRN - CBCAP FROM SS	17,574	17,701	20,000	20,000
Total 48 - TRANSFER	17,574	17,701	20,000	20,000
Total Revenue	53,555	45,478	25,600	25,600
52-SERVICES SUPPLIES				
520201 - PHONE - LAND LINE (S)	0	0	0	0
520210 - POSTAGE/SHIP, MAIL COST	0	0	0	0
520230 - COPY CHARGES	0	0	0	0
520419 - COVID PPE & CLEANING COST	0	0	0	0
521600 - MEMBERSHIPS/ANNUAL DUES	0	0	330	330
521800 - OFFICE EXPENSE	0	0	0	0
521900 - PROFESSIONAL SVC	0	0	0	0
523000 - PROMOTIONAL MATERIAL	697	1,150	3,300	3,300
523500 - CHILDRENS FAIR EXP	6,356	9,265	8,500	8,500
523501 - CHILD ABUSE AWARENESS MO	106	2,387	3,300	3,300
524000 - RENT - OFFICE/SPACE	0	0	0	0
524400 - SPECIAL DEPARTMENT EXPENSE	0	0	0	0
525000 - OVERHEAD	920	6,816	6,816	6,816
525119 - LIABILITY SELF-FUND INSURANCE	0	0	0	0
526900 - CONTRACTS	23,494	26,372	28,500	28,500
527500 - TRAVEL- OUT OF COUNTY	0	0	0	0
527550 - IN COUNTY HOSTING	4,400	2,423	5,000	5,000
528400 - CONTINGENCIES	0	0	0	0
Total 52 - SERVICES & SUPPLIES	35,973	48,413	55,746	55,746

CHILD ABUSE PREVENTION

Fund: 0004 CHILD ABUSE PREVENTION				
Budget Unit: 22341 - CHILD ABUSE PREVENTION				
Function: 02 - PUBLIC PROTECTION				
Activity: 21 - OTHER PROTECTION				
Detail by Revenue Category and Expenditure Object 1	2022-23 Actual 2	2023-24		2024-25 Adopted by the Board of Supervisors 5
		Actual <input checked="" type="checkbox"/> Estimated <input type="checkbox"/> 3	Recommended 4	
53-OTHER CHARGES				
532000 - CONTRIB TO OTHER AGENCY	0	0	0	0
Total 53 - OTHER CHARGES	0	0	0	0
Total Expenditures and Appropriations	35,973	48,413	55,746	55,746
Net Cost	(17,582)	2,935	30,146	30,146

PUBLIC AUTHORITY

State Controller Schedule
County Budget Act

Plumas County
Financing Sources and Uses by Budget Unit by Object
Governmental Funds
Fiscal Year 2024-25

Schedule 9
Page 9.138

Fund: 0013 DEPT. SOCIAL SERVICES

Budget Unit: 70591 - PUBLIC AUTHORITY

Function: 05 - PUBLIC ASSISTANCE

Activity: 26 - ADMINISTRATION

Activity: 26 - ADMINISTRATION				2024-25
Detail by Revenue Category and Expenditure Object 1	2022-23 Actual 2	2023-24	2024-25 4	Adopted by the Board of Supervisors 5
		Actual <input checked="" type="checkbox"/> Estimated <input type="checkbox"/> 3		
44-STATE FEDERAL AID				
44060 - STATE-WELFARE PUB. ADMIN	0	0	0	0
44400 - FEDL-WELFARE PUB. ADMIN.	0	0	0	0
Total 44 - STATE & FEDERAL AID	0	0	0	0
46-OTHER REVENUE				
46251 - REIMBURSEMENTS/REFUNDS	0	0	0	0
Total 46 - OTHER REVENUE	0	0	0	0
48-TRANSFER				
48000 - TRANSFER-IN	0	0	0	0
Total 48 - TRANSFER	0	0	0	0
Total Revenue	0	0	0	0
52-SERVICES SUPPLIES				
520201 - PHONE - LAND LINE (S)	0	0	0	0
521900 - PROFESSIONAL SVC	0	0	0	0
522200 - NON-CO EMP PER-DIEM	0	0	0	0
523703 - NEWSPAPER ADS	0	0	0	0
525000 - OVERHEAD	18,741	(487)	0	0
527500 - TRAVEL- OUT OF COUNTY	0	0	0	0
527750 - IN CNTY HOSTING	0	0	0	0
Total 52 - SERVICES & SUPPLIES	18,741	(487)	0	0
Total Expenditures and Appropriations	18,741	(487)	0	0
Net Cost	18,741	(487)	0	0

SOCIAL SERVICES ASSISTANCE

State Controller Schedule
County Budget Act

Plumas County
Financing Sources and Uses by Budget Unit by Object
Governmental Funds
Fiscal Year 2024-25

Schedule 9
Page 9.141

Fund: 0013 DEPT. SOCIAL SERVICES

Budget Unit: 70594 - SOC SVC ASSTNC

Function: 05 - PUBLIC ASSISTANCE

Activity: 26 - ADMINISTRATION

Detail by Revenue Category and Expenditure Object 1	2022-23 Actual 2	2023-24 Actual <input checked="" type="checkbox"/> Estimated <input type="checkbox"/> Recommended <input type="checkbox"/>		2024-25 Adopted by the Board of Supervisors 5
		3	4	
44-STATE FEDERAL AID				
44044 - STATE-VEH LIC FEES	0	0	0	0
44060 - STATE-WELFARE PUB. ADMIN	0	0	0	0
44090 - STATE-PUBLIC ASST.PROGRAM	0	0	0	0
44091 - STATE ARC ASSISTANCE	0	0	0	0
44171 - ST CHILD POVERTY SUBACT	0	0	0	0
44400 - FEDL-WELFARE PUB. ADMIN.	0	0	0	0
44430 - FEDL-PUBLIC ASST.PROGRAM	0	0	0	0
Total 44 - STATE & FEDERAL AID	0	0	0	0
46-OTHER REVENUE				
46064 - 6 MO. OLD CANCELLED WRTS.	0	0	0	0
46210 - REPAYMENT OF AID	0	0	0	0
46999 - REIMB PR YR VOID WARRANT	0	0	0	0
Total 46 - OTHER REVENUE	0	0	0	0
48-TRANSFER				
48000 - TRANSFER-IN	0	0	0	0
48725 - TRN-SS ADULT FOSTER CARE	0	0	0	0
48750 - TRN-SS ADOPT ASST PROG	0	0	0	0
48782 - TRN-FAMILY SPT SUBACT	0	0	0	0
Total 48 - TRANSFER	0	0	0	0
Total Revenue	0	0	0	0
52-SERVICES SUPPLIES				
525000 - OVERHEAD	(11,744)	(11,985)	0	0
Total 52 - SERVICES & SUPPLIES	(11,744)	(11,985)	0	0
53-OTHER CHARGES				
530700 - SUPPORT CARE AFDC FG/U	0	0	0	0
530900 - SPPRT CARE AFDC/FC/AAP/KN	0	0	0	0
530910 - ARC ASSISTANCE PAYMENTS	0	0	0	0
532800 - IHSS/PCS PROGRAM	0	0	0	0
Total 53 - OTHER CHARGES	0	0	0	0
Total Expenditures and Appropriations	(11,744)	(11,985)	0	0
Net Cost	(11,744)	(11,985)	0	0

Julie White, Treasurer-Tax Collector

The Office of Treasurer is an elected office that serves three functions – Treasury, Tax, and Central Collections. While the activities of each function are unique, the primary purpose of the department is cash management of revenue owed to the County, investment, and safekeeping of all funds in the county treasury. The department is committed to providing excellent customer service and ensuring effective utilization of the public's tax dollars through a program of investment management and fiduciary responsibility.

Treasury - Provides banking and investment services to all County departments as well as special districts. The combined deposits constitute a “pooled” banking and investment portfolio, the purpose of which is to save operating expenses by consolidating banking activities, thereby utilizing excess liquidity to achieve investment returns for all funds on deposit.

Tax Collector – Is responsible for the billing, collection, and accounting of all personal and real property taxes levied in the county. Further, the tax collector collects taxes on mobile homes, business license fees in unincorporated areas, transient occupancy tax, and various other taxes and special assessments.

Centralized Collections – Is responsibilities of the Centralized Collections including but not limited to, the following:

- Court Ordered Fines
- Juvenile Hall Fees
- Library Fines
- Parking
- Probation Fees
- Public Defender Fees
- Restitution and Delinquent Traffic Citations

TREASURER-TAX COLLECTOR

State Controller Schedule
County Budget Act

Plumas County
Financing Sources and Uses by Budget Unit by Object
Governmental Funds
Fiscal Year 2024-25

Schedule 9
Page 9.20

Fund: 0001 GENERAL

Budget Unit: 20050 - TREASURER-TAX COLLECTOR

Function: 01 - GENERAL GOVERNMENT

Activity: 11 - FINANCE

2024-25

**Adopted by the
Board of
Supervisors**

Detail by Revenue Category and Expenditure Object 1	2022-23 Actual 2	2023-24 Actual <input checked="" type="checkbox"/> Estimated <input type="checkbox"/> 3	2024-25 Recommended 4	5
41-LICENSES PERMITS				
41010 - BUSINESS LICENSES	200	200	200	200
Total 41 - LICENSES & PERMITS	200	200	200	200
45-CHARGES FOR SERVICES				
45002 - INTEREST INV. ADMIN. CHG.	151,879	76,000	135,000	135,000
45003 - TOT 3% COLLECTION FEE	20,873	104,501	45,000	45,000
45005 - SB 2557 COLLECTION CHARGE	46,492	46,532	40,000	40,000
45006 - 5% SUPP. ADMIN. FEE	46,422	24,525	25,000	25,000
45007 - TREAS \$20 DEL COST	42,845	63,900	49,000	49,000
45008 - SPEC. ASSMT.HANDLING CHG	6,098	5,994	7,000	7,000
45010 - ASSM-TAX COLLECTOR FEES	17,497	34,238	20,000	20,000
45011 - TBID - TREAS 2% OF 2%	4,196	4,895	3,000	3,000
45027 - COMPREHENSIVE COLL FEE	24,298	15,775	15,000	15,000
45028 - RETURN CHECK FEES	2,217	800	700	700
45091 - TREAS. COLLECTION FEES	7,474	2,899	7,000	7,000
45770 - PASSPORT FEES	10,535	8,290	7,500	7,500
Total 45 - CHARGES FOR SERVICES	380,826	388,349	354,200	354,200
46-OTHER REVENUE				
46030 - PROB / RESTIT COLLECT FEE	1,617	43	1,000	1,000
46251 - REIMBURSEMENTS/REFUNDS	0	0	0	0
46253 - REIMB - CO DISASTR RESPON	829	0	0	0
Total 46 - OTHER REVENUE	2,446	43	1,000	1,000
48-TRANSFER				
48000 - TRANSFER-IN	8,572	6,000	0	0
48005 - TRANSFER-IN5	0	0	14,468	14,468
48100 - TRF IN DIASTER	0	0	0	0
Total 48 - TRANSFER	8,572	6,000	14,468	14,468
Total Revenue	392,044	394,592	369,868	369,868
51-SALARIES BENEFITS				
51000 - REGULAR WAGES	317,668	345,787	362,781	359,820
51020 - OTHER WAGES	9,110	11,705	20,000	20,000
51060 - OVERTIME PAY	0	132	0	0
51070 - UNEMPLOYMENT INSURANCE	537	434	382	382
51080 - RETIREMENT	89,385	96,096	127,300	126,261
51081 - OPEB LIABILITY	11,890	12,074	11,890	11,890
51090 - GROUP INSURANCE	77,292	81,561	72,029	134,268
51100 - FICA/MEDICARE OASDI	23,054	26,228	27,753	27,526
51110 - COMPENSATION INSURANCE	27,514	2,004	2,004	3,733
51150 - LIFE INSURANCE	334	334	334	704
Total 51 - SALARIES & BENEFITS	556,784	576,355	624,473	684,584
52-SERVICES SUPPLIES				
520201 - PHONE - LAND LINE (S)	317	285	500	500
520210 - POSTAGE/SHIP, MAIL COST	19,707	10,362	20,000	20,000

TREASURER-TAX COLLECTOR

State Controller Schedule
County Budget Act

Plumas County
Financing Sources and Uses by Budget Unit by Object
Governmental Funds
Fiscal Year 2024-25

Schedule 9
Page 9.21

Fund: 0001 GENERAL

Budget Unit: 20050 - TREASURER-TAX COLLECTOR

Function: 01 - GENERAL GOVERNMENT

Activity: 11 - FINANCE

2024-25

**Adopted by the
Board of
Supervisors**

**Detail by Revenue Category and
Expenditure Object**
1

**2022-23
Actual**
2

**2023-24
Actual ☒
Estimated ☐**
3

**2024-25
Recommended**
4

52-SERVICES SUPPLIES (continued)

520213 - MAILERS/COSTS COLLECTIONS	1,180	2,688	4,000	4,000
520214 - TAX BILL COSTS	6,175	15,942	10,000	10,000
520220 - PAPER/PAPER SUPPLIES	0	0	0	0
520221 - ENVELOPES	0	0	0	0
520225 - PO BOX RENT/ANNUAL FEES	0	0	0	0
520250 - COPY MACHINE LEASE	2,112	199	3,000	3,000
520261 - PRE-PRINTED FORMS	0	0	0	0
520419 - COVID PPE & CLEANING COST	0	0	0	0
520901 - OFFICE EQUIP MAINTENANCE	0	0	1,000	1,000
521600 - MEMBERSHIPS/ANNUAL DUES	400	450	500	500
521750 - FITNESS & WELLNESS	0	0	0	0
521800 - OFFICE EXPENSE	4,372	4,514	6,000	6,000
521801 - Office Water	0	0	0	0
521900 - PROFESSIONAL SVC	62,081	54,909	55,000	55,000
523700 - PUBLICATIONS-LEGAL NOTICE	0	0	1,000	1,000
524705 - BANK FEES/COSTS	30,357	22,341	43,000	43,000
525000 - OVERHEAD	0	0	0	0
525119 - LIABILITY SELF-FUND INSURANCE	4,075	4,517	4,517	5,146
527400 - TRAVEL- IN COUNTY	0	0	300	300
527500 - TRAVEL- OUT OF COUNTY	1,361	712	7,000	7,000
529500 - COMPUTER	0	0	7,000	7,000
540412 - SOFTWARE	0	0	64,000	64,000
Total 52 - SERVICES & SUPPLIES	132,137	116,919	226,817	227,446

54-FIXED ASSETS

540412 - SOFTWARE	0	11,181	0	0
Total 54 - FIXED ASSETS	0	11,181	0	0
Total Expenditures and Appropriations	688,921	704,455	851,290	912,030
Net Cost	296,877	309,863	481,422	542,162

CAPITAL IMPROVEMENT PROJECTS

State Controller Schedule
County Budget Act

Plumas County
Financing Sources and Uses by Budget Unit by Object
Governmental Funds
Fiscal Year 2024-25

Schedule 9
Page 9.274

Fund: 0096 CAPITAL IMPROVEMENTS

Budget Unit: 20140 - CAPITAL IMPROVEMENT PROJECTS

Function: 01 - GENERAL GOVERNMENT

Activity: 36 - PLANT ACQUISITION

Detail by Revenue Category and Expenditure Object 1	2022-23 Actual 2	2023-24 Actual <input checked="" type="checkbox"/> Estimated <input type="checkbox"/> Recommended <input type="checkbox"/>		2024-25 Adopted by the Board of Supervisors 5
		3	4	
43-USE OF MONEY PROPERTY				
43010 - INTEREST-INVESTED FUNDS	0	0	0	0
43998 - UNREALIZED GAINS/LOSSES	28,405	0	0	0
Total 43 - USE OF MONEY & PROPERTY	28,405	0	0	0
44-STATE FEDERAL AID				
44365 - ST- TOBACCO SETTLMNT	0	0	0	0
Total 44 - STATE & FEDERAL AID	0	0	0	0
48-TRANSFER				
48000 - TRANSFER-IN	0	0	200,000	200,000
48001 - TRANSFER-IN1	0	0	965,166	1,692,975
48002 - TRANSFER-IN2	966,197	1,566,197	0	0
Total 48 - TRANSFER	966,197	1,566,197	1,165,166	1,892,975
Total Revenue	994,602	1,566,197	1,165,166	1,892,975
52-SERVICES SUPPLIES				
521700 - MISC EXPENSES	0	0	0	0
524706 - COST OF ISSUANCE	0	0	0	0
52930 - INTEREST	0	0	0	0
529350 - INTEREST ON LOAN	378,609	0	320,166	320,166
529506 - PRINCIPAL ON LOAN	790,000	1,169,932	845,000	845,000
Total 52 - SERVICES & SUPPLIES	1,168,609	1,169,932	1,165,166	1,165,166
53-OTHER CHARGES				
539000 - REFUND BOND ESCROW AG	0	0	0	0
Total 53 - OTHER CHARGES	0	0	0	0
54-FIXED ASSETS				
540190 - CAP IMP HLTH & HMN SVC	0	0	0	0
540260 - CAP IMPROV ANIMAL SHLTR	0	0	0	0
544900 - COURTHOUSE REMODEL	0	0	0	0
Total 54 - FIXED ASSETS	0	0	0	0
58-TRANSFERS				
58000 - TRANSFER-OUT	0	0	0	0
58001 - TRANSFER-OUT1	0	0	0	0
Total 58 - TRANSFERS	0	0	0	0
Total Expenditures and Appropriations	1,168,609	1,169,932	1,165,166	1,165,166
Net Cost	174,007	(396,265)	0	(727,809)

TOBACCO SETTLEMENT

State Controller Schedule
County Budget Act

Plumas County
Financing Sources and Uses by Budget Unit by Object
Governmental Funds
Fiscal Year 2024-25

Schedule 9
Page 9.248

Fund: 0053 TOBACCO SETTLEMENT FUND

Budget Unit: 40044 - TOBACCO SETTLEMENT

Function: 04 - HEALTH & SANITATION

Activity: 24 - HEALTH

Detail by Revenue Category and Expenditure Object 1	2022-23 Actual 2	2023-24 Actual <input checked="" type="checkbox"/> Estimated <input type="checkbox"/> Recommended <input type="checkbox"/>		2024-25 Adopted by the Board of Supervisors 5
		3	4	
43-USE OF MONEY PROPERTY				
43010 - INTEREST-INVESTED FUNDS	19,159	30,753	0	0
43998 - UNREALIZED GAINS/LOSSES	6,983	0	0	0
Total 43 - USE OF MONEY & PROPERTY	26,142	30,753	0	0
44-STATE FEDERAL AID				
44365 - ST- TOBACCO SETTLMNT	193,061	172,174	200,000	200,000
Total 44 - STATE & FEDERAL AID	193,061	172,174	200,000	200,000
48-TRANSFER				
48000 - TRANSFER-IN	0	0	0	0
Total 48 - TRANSFER	0	0	0	0
Total Revenue	219,203	202,927	200,000	200,000
52-SERVICES SUPPLIES				
525000 - OVERHEAD	691	(1,169)	(1,169)	(1,169)
Total 52 - SERVICES & SUPPLIES	691	(1,169)	(1,169)	(1,169)
58-TRANSFERS				
58000 - TRANSFER-OUT	0	0	200,000	200,000
580000 - TRANSFER	0	600,000	0	0
583180 - CONTRIB TRANS DEBT SVC	0	0	0	0
Total 58 - TRANSFERS	0	600,000	200,000	200,000
Total Expenditures and Appropriations	691	598,831	198,831	198,831
Net Cost	(218,512)	395,904	(1,169)	(1,169)

NON-BUDGETED DEPARTMENTS

The following Budget Units are active but not budgeted.

GEN FND - TITLE III

State Controller Schedule
County Budget Act

Plumas County
Financing Sources and Uses by Budget Unit by Object
Governmental Funds
Fiscal Year 2024-25

Schedule 9
Page 9.132

Fund: 0011 TITLE III

Budget Unit: 20026 - GEN FND - TITLE III

Function: 01 - GENERAL GOVERNMENT

Activity: 10 - LEGISLATIVE & ADMIN

Detail by Revenue Category and Expenditure Object 1	2022-23 Actual 2	2023-24 Actual <input checked="" type="checkbox"/> Estimated <input type="checkbox"/> Recommended <input type="checkbox"/>		2024-25 Adopted by the Board of Supervisors 5
		3	4	
52-SERVICES SUPPLIES				
525740 - FIRE PREVENT -TITLE III	0	0	0	0
525764 - CONSRVTN PROJ--SRR BUTTES	0	0	0	0
525880 - ALMANOR WTRSHD ADVIS	0	0	0	0
528483 - CLSROOM/LOCHERMN TITL III	0	0	0	0
Total 52 - SERVICES & SUPPLIES	0	0	0	0
58-TRANSFERS				
585574 - CONTRIB GIS, PLNN OR BLDG	0	0	0	0
585576 - CONTRIB TO PUBLIC WRKS	0	0	0	0
Total 58 - TRANSFERS	0	0	0	0
Total Expenditures and Appropriations	0	0	0	0
Net Cost	0	0	0	0

HOMICIDE TRIAL COSTS

State Controller Schedule
County Budget Act

Plumas County
Financing Sources and Uses by Budget Unit by Object
Governmental Funds
Fiscal Year 2024-25

Schedule 9
Page 9.7

Fund: 0001 0001H HOMICIDE TRIAL COSTS

Budget Unit: 20028 - HOMICIDE TRIAL COSTS

Function: 02 - PUBLIC PROTECTION

Activity: 19 - DETENTION & CORRECTION

Detail by Revenue Category and Expenditure Object 1	2022-23 Actual 2	2023-24 Actual <input checked="" type="checkbox"/> Estimated <input type="checkbox"/> 3		2024-25 Recommended 4	2024-25 Adopted by the Board of Supervisors 5
48-TRANSFER					
48000 - TRANSFER-IN	0	0		0	0
48211 - CONTRI TRANS FR CO GEN	0	0		0	0
Total 48 - TRANSFER	0	0		0	0
Total Revenue	0	0		0	0
52-SERVICES SUPPLIES					
521977 - TRIAL COURT COSTS	0	0		0	0
525000 - OVERHEAD	0	0		0	0
Total 52 - SERVICES & SUPPLIES	0	0		0	0
Total Expenditures and Appropriations	0	0		0	0
Net Cost	0	0		0	0

CAPITAL REPLACEMENT

Fund: 0001 0001C CAPITAL REPLACEMENT FUND

Budget Unit: 20029 - CAPITAL REPLACEMENT

Function: 01 - GENERAL GOVERNMENT

Activity: 10 - LEGISLATIVE & ADMIN

2024-25

Detail by Revenue Category and Expenditure Object 1	2022-23 Actual 2	2023-24 Actual <input checked="" type="checkbox"/> Estimated <input type="checkbox"/> 3	2024-25 Recommended 4	Adopted by the Board of Supervisors 5
43-USE OF MONEY PROPERTY				
43010 - INTEREST-INVESTED FUNDS	3,298	4,547	0	0
Total 43 - USE OF MONEY & PROPERTY	3,298	4,547	0	0
Total Revenue	3,298	4,547	0	0
Net Cost	(3,298)	(4,547)	0	0

Fund: 0001 GENERAL

Budget Unit: 20033 - ECONOMIC DEVELOPMENT-CAO

Function: 01 - GENERAL GOVERNMENT

Activity: 15 - PROMOTION

Detail by Revenue Category and Expenditure Object 1	2023-24		2024-25 Adopted by the Board of Supervisors 5
	2022-23 Actual 2	Actual <input checked="" type="checkbox"/>	
		Estimated <input type="checkbox"/> Recommended 3 4	
52-SERVICES SUPPLIES			
524400 - SPECIAL DEPARTMENT EXPENSE	0	0	0
Total 52 - SERVICES & SUPPLIES	0	0	0
Total Expenditures and Appropriations	0	0	0
Net Cost	0	0	0

PCCDC CDBG GRANT

State Controller Schedule
County Budget Act

Plumas County
Financing Sources and Uses by Budget Unit by Object
Governmental Funds
Fiscal Year 2024-25

Schedule 9
Page 9.271

Fund: 0070 PCCDC PILT CDBG

Budget Unit: 20055 - PCCDC CDBG GRANT

Function: 01 - GENERAL GOVERNMENT

Activity: 16 - OTHER GENERAL

Activity: 16 - OTHER GENERAL				2024-25
Detail by Revenue Category and Expenditure Object 1	2022-23 Actual 2	2023-24	2024-25	Adopted by the Board of Supervisors 5
		Actual <input checked="" type="checkbox"/> Estimated <input type="checkbox"/> 3		
43-USE OF MONEY PROPERTY				
43010 - INTEREST-INVESTED FUNDS	139	192	0	0
43998 - UNREALIZED GAINS/LOSSES	54	0	0	0
Total 43 - USE OF MONEY & PROPERTY	193	192	0	0
44-STATE FEDERAL AID				
44290 - STATE-OTHER	0	0	0	0
Total 44 - STATE & FEDERAL AID	0	0	0	0
46-OTHER REVENUE				
46070 - CNTRB FR OTHR AGENCY	0	0	0	0
Total 46 - OTHER REVENUE	0	0	0	0
48-TRANSFER				
48000 - TRANSFER-IN	0	0	0	0
48211 - CONTRI TRANS FR CO GEN	0	0	0	0
Total 48 - TRANSFER	0	0	0	0
Total Revenue	193	192	0	0
52-SERVICES SUPPLIES				
521900 - PROFESSIONAL SVC	0	0	0	0
Total 52 - SERVICES & SUPPLIES	0	0	0	0
58-TRANSFERS				
58000 - TRANSFER-OUT	0	0	0	0
Total 58 - TRANSFERS	0	0	0	0
Total Expenditures and Appropriations	0	0	0	0
Net Cost	(193)	(192)	0	0

Fund: 0070 PCCDC PILT CDBG

Budget Unit: 20057 - **DO NOT USE**PCCDC PILT

Function: 01 - GENERAL GOVERNMENT

Activity: 16 - OTHER GENERAL

Activity: 16 - OTHER GENERAL				2024-25
Detail by Revenue Category and Expenditure Object	2022-23 Actual	2023-24	2024-25	Adopted by the Board of Supervisors
		Actual <input checked="" type="checkbox"/> Estimated <input type="checkbox"/>		
1	2	3	4	5
52-SERVICES SUPPLIES				
521700 - MISC EXPENSES	0	0	0	0
Total 52 - SERVICES & SUPPLIES	0	0	0	0
Total Expenditures and Appropriations	0	0	0	0
Net Cost	0	0	0	0

INTENS DRUG SUP

State Controller Schedule
County Budget Act

Plumas County
Financing Sources and Uses by Budget Unit by Object
Governmental Funds
Fiscal Year 2024-25

Schedule 9
Page 9.39

Fund: 0001 GENERAL

Budget Unit: 20370 - INTENS DRG SUP

Function: 02 - PUBLIC PROTECTION

Activity: 19 - DETENTION & CORRECTION

2024-25

**Adopted by the
Board of
Supervisors**

Detail by Revenue Category and Expenditure Object 1	2022-23 Actual 2	2023-24 Actual <input checked="" type="checkbox"/> Estimated <input type="checkbox"/> 3	2024-25 Recommended 4	5
44-STATE FEDERAL AID				
44263 - STATE-OCJP S.O. DC	0	0	0	0
44341 - STATE-OCJP PROB.DC	0	0	0	0
44416 - FEDERAL JAG GRANT	0	0	0	0
44416P - FEDERAL JAG GRANT	0	0	0	0
Total 44 - STATE & FEDERAL AID	0	0	0	0
48-TRANSFER				
48000 - TRANSFER-IN	0	0	0	0
Total 48 - TRANSFER	0	0	0	0
Total Revenue	0	0	0	0
51-SALARIES BENEFITS				
51000 - REGULAR WAGES	0	0	0	0
51020 - OTHER WAGES	0	0	0	0
51060 - OVERTIME PAY	0	0	0	0
51070 - UNEMPLOYMENT INSURANCE	0	0	0	0
51080 - RETIREMENT	0	0	0	0
51081 - OPEB LIABILITY	0	0	0	0
51090 - GROUP INSURANCE	0	0	0	0
51100 - FICA/MEDICARE OASDI	0	0	0	0
51110 - COMPENSATION INSURANCE	0	0	0	30
51120 - CELL PHONE ALLOW	0	0	0	0
Total 51 - SALARIES & BENEFITS	0	0	0	30
52-SERVICES SUPPLIES				
521800 - OFFICE EXPENSE	0	0	0	0
524803 - DRUG TESTING	0	0	0	0
524804 - DRUG TESTING SUPPLIES	0	0	0	0
525000 - OVERHEAD	0	0	0	0
525119 - LIABILITY SELF-FUND INSURANCE	0	0	0	0
527400 - TRAVEL- IN COUNTY	0	0	0	0
527500 - TRAVEL- OUT OF COUNTY	0	0	0	0
Total 52 - SERVICES & SUPPLIES	0	0	0	0
58-TRANSFERS				
58000 - TRANSFER-OUT	0	0	0	0
Total 58 - TRANSFERS	0	0	0	0
Total Expenditures and Appropriations	0	0	0	30
Net Cost	0	0	0	30

PROB-EVIDENCE BASE SUPRV

State Controller Schedule
County Budget Act

Plumas County
Financing Sources and Uses by Budget Unit by Object
Governmental Funds
Fiscal Year 2024-25

Schedule 9
Page 9.228

Fund: 0046 PROB GRANT DEPT(S)

Budget Unit: 20401 - PROB-EVIDENCE BASED SUPRV

Function: 02 - PUBLIC PROTECTION

Activity: 19 - DETENTION & CORRECTION

Detail by Revenue Category and Expenditure Object 1	2022-23 Actual 2	2023-24 Actual <input checked="" type="checkbox"/> Estimated <input type="checkbox"/> Recommended <input type="checkbox"/>		2024-25 Adopted by the Board of Supervisors 5
		3	4	
44-STATE FEDERAL AID				
44408 - FEDERAL STIMULUS (ARRA)	0	0	0	0
44408P - FEDERAL STIMULUS	0	0	0	0
Total 44 - STATE & FEDERAL AID	0	0	0	0
Total Revenue	0	0	0	0
51-SALARIES BENEFITS				
51020 - OTHER WAGES	0	0	0	0
51070 - UNEMPLOYMENT INSURANCE	0	0	0	0
51080 - RETIREMENT	0	0	0	0
51090 - GROUP INSURANCE	0	0	0	0
51100 - FICA/MEDICARE OASDI	0	0	0	0
51110 - COMPENSATION INSURANCE	0	0	0	2,362
Total 51 - SALARIES & BENEFITS	0	0	0	2,362
52-SERVICES SUPPLIES				
520410 - SOFTWARE LICENSE	0	0	0	0
521231 - COMPUTERS<1500.00	0	0	0	0
521900 - PROFESSIONAL SVC	0	0	0	0
525000 - OVERHEAD	0	0	0	0
525119 - LIABILITY SELF-FUND INSURANCE	0	0	0	0
527500 - TRAVEL- OUT OF COUNTY	0	0	0	0
Total 52 - SERVICES & SUPPLIES	0	0	0	0
Total Expenditures and Appropriations	0	0	0	2,362
Net Cost	0	0	0	2,362

State Controller Schedule
County Budget Act

Plumas County
Financing Sources and Uses by Budget Unit by Object
Governmental Funds
Fiscal Year 2024-25

Schedule 9
Page 9.230

Fund: 0046 PROB GRANT DEPT(S)

Budget Unit: 20403 - PROB-OTRAP

Function: 02 - PUBLIC PROTECTION

Activity: 19 - DETENTION & CORRECTION

Detail by Revenue Category and Expenditure Object 1	2022-23 Actual 2	2023-24 Actual <input checked="" type="checkbox"/> Estimated <input type="checkbox"/> Recommended <input type="checkbox"/>		2024-25 Adopted by the Board of Supervisors 5
		3	4	
44-STATE FEDERAL AID				
44408 - FEDERAL STIMULUS (ARRA)	0	0	0	0
44408P - FEDERAL STIMULUS	0	0	0	0
Total 44 - STATE & FEDERAL AID	0	0	0	0
Total Revenue	0	0	0	0
51-SALARIES BENEFITS				
51000 - REGULAR WAGES	0	0	0	0
51060 - OVERTIME PAY	0	0	0	0
51070 - UNEMPLOYMENT INSURANCE	0	0	0	0
51080 - RETIREMENT	0	0	0	0
51081 - OPEB LIABILITY	0	0	0	0
51090 - GROUP INSURANCE	0	0	0	0
51100 - FICA/MEDICARE OASDI	0	0	0	0
51110 - COMPENSATION INSURANCE	0	0	0	0
Total 51 - SALARIES & BENEFITS	0	0	0	0
52-SERVICES SUPPLIES				
521800 - OFFICE EXPENSE	0	0	0	0
525000 - OVERHEAD	0	0	0	0
525119 - LIABILITY SELF-FUND INSURANCE	0	0	0	0
527500 - TRAVEL- OUT OF COUNTY	0	0	0	0
527503 - TRAVEL - NEW EMP TRAINING	0	0	0	0
Total 52 - SERVICES & SUPPLIES	0	0	0	0
Total Expenditures and Appropriations	0	0	0	0
Net Cost	0	0	0	0

PROB-CRT DRUG

State Controller Schedule
County Budget Act

Plumas County
Financing Sources and Uses by Budget Unit by Object
Governmental Funds
Fiscal Year 2024-25

Schedule 9
Page 9.235

Fund: 0046 PROB GRANT DEPT(S)

Budget Unit: 20407 - PROB-CRT DRUG

Function: 02 - PUBLIC PROTECTION

Activity: 19 - DETENTION & CORRECTION

Detail by Revenue Category and Expenditure Object 1	2022-23 Actual 2	2023-24 Actual <input checked="" type="checkbox"/> Estimated <input type="checkbox"/> Recommended <input type="checkbox"/>		2024-25 Adopted by the Board of Supervisors 5
		3	4	
44-STATE FEDERAL AID				
44226 - STATE - DRUG COURT	0	0	0	0
Total 44 - STATE & FEDERAL AID	0	0	0	0
48-TRANSFER				
48010 - TRF FR AOD	0	0	0	0
Total 48 - TRANSFER	0	0	0	0
Total Revenue	0	0	0	0
51-SALARIES BENEFITS				
51000 - REGULAR WAGES	0	0	0	0
51020 - OTHER WAGES	0	0	0	0
51060 - OVERTIME PAY	0	0	0	0
51070 - UNEMPLOYMENT INSURANCE	0	0	0	0
51080 - RETIREMENT	0	0	0	0
51090 - GROUP INSURANCE	0	0	0	0
51100 - FICA/MEDICARE OASDI	0	0	0	0
51110 - COMPENSATION INSURANCE	0	0	0	0
51119 - LIABILITY INSURANCE	0	0	0	0
Total 51 - SALARIES & BENEFITS	0	0	0	0
52-SERVICES SUPPLIES				
521600 - MEMBERSHIPS/ANNUAL DUES	0	0	0	0
521800 - OFFICE EXPENSE	0	0	0	0
521900 - PROFESSIONAL SVC	0	0	0	0
524410 - NON-EMPLOYEE INCENTIVE	0	0	0	0
524803 - DRUG TESTING	0	0	0	0
524804 - DRUG TESTING SUPPLIES	0	0	0	0
525000 - OVERHEAD	0	0	0	0
525119 - LIABILITY SELF-FUND INSURANCE	0	0	0	0
527400 - TRAVEL- IN COUNTY	0	0	0	0
527402 - BUS PASSES-NON EMPLOYEE	0	0	0	0
527500 - TRAVEL- OUT OF COUNTY	0	0	0	0
Total 52 - SERVICES & SUPPLIES	0	0	0	0
58-TRANSFERS				
580000 - TRANSFER	0	0	0	0
Total 58 - TRANSFERS	0	0	0	0
Total Expenditures and Appropriations	0	0	0	0
Net Cost	0	0	0	0

PLANNING - DWR/DACI

State Controller Schedule
County Budget Act

Plumas County
Financing Sources and Uses by Budget Unit by Object
Governmental Funds
Fiscal Year 2024-25

Schedule 9
Page 9.243

Fund: 0047 PLAN - DWR DACTI

Budget Unit: 20497 - PLANNING-DWR/DACI

Function: 02 - PUBLIC PROTECTION

Activity: 20 - PROTECTION INSPECTION

Detail by Revenue Category and Expenditure Object 1	2022-23 Actual 2	2023-24		2024-25 Recommended 4	2024-25 Adopted by the Board of Supervisors 5
		Actual <input checked="" type="checkbox"/>	Estimated <input type="checkbox"/>		
43-USE OF MONEY PROPERTY					
43010 - INTEREST-INVESTED FUNDS	0	1		0	0
43998 - UNREALIZED GAINS/LOSSES	0	0		0	0
Total 43 - USE OF MONEY & PROPERTY	0	1		0	0
44-STATE FEDERAL AID					
44027 - STATE GRANT	0	0		0	0
Total 44 - STATE & FEDERAL AID	0	0		0	0
Total Revenue	0	1		0	0
52-SERVICES SUPPLIES					
52190 - PROFESSIONAL SERVICES	0	0		0	0
Total 52 - SERVICES & SUPPLIES	0	0		0	0
58-TRANSFERS					
58000 - TRANSFER-OUT	0	0		0	0
Total 58 - TRANSFERS	0	0		0	0
Total Expenditures and Appropriations	0	0		0	0
Net Cost	0	(1)		0	0

ROAD CONTINGENCIES

Fund: 0002 ROAD

Budget Unit: 20522 - ROAD CONTINGENCIES

Function: 09 - DISTRICT FUNCTION

Activity: 99 - DISTRICT ACTIVITY

Activity: 99 - DISTRICT ACTIVITY					2024-25
Detail by Revenue Category and Expenditure Object 1	2022-23 Actual 2	2023-24	2024-25	Adopted by the Board of Supervisors 5	
		Actual <input checked="" type="checkbox"/> Estimated <input type="checkbox"/> Recommended			
52-SERVICES SUPPLIES					
528400 - CONTINGENCIES	0	0	0	0	
528402 - PROP 1B CONTINGENCY	0	0	0	0	
528403 - VEH REPLACEMENT CONTING	0	0	0	0	
Total 52 - SERVICES & SUPPLIES	0	0	0	0	
Total Expenditures and Appropriations	0	0	0	0	
Net Cost	0	0	0	0	

HEALTH DEPARTMENT

State Controller Schedule
County Budget Act

Plumas County
Financing Sources and Uses by Budget Unit by Object
Governmental Funds
Fiscal Year 2024-25

Schedule 9
Page 9.72

Fund: 0001 GENERAL

Budget Unit: 20560 - HEALTH DEPT

Function: 04 - HEALTH & SANITATION

Activity: 24 - HEALTH

Activity: 24 - HEALTH				2024-25
Detail by Revenue Category and Expenditure Object 1	2022-23 Actual 2	2023-24 Actual <input checked="" type="checkbox"/>	2024-25 Recommended 4	Adopted by the Board of Supervisors 5
		Estimated <input type="checkbox"/> 3		
45-CHARGES FOR SERVICES				
45131 - HLTH. B & D BASE	10,904	11,824	0	0
45133 - HLTH. H&S 10610 REGULAR	480	460	0	0
45134 - HLTH. CROSS FILING	0	0	0	0
45135 - HLTH. CROSS FILING COD	0	0	0	0
45136 - HLTH. CHILDRENS TR FUND	5	3	0	0
45338 - SB1818 DNA DATABASE	79	86	0	0
45340 - INDIGENT BURIAL	384	368	0	0
Total 45 - CHARGES FOR SERVICES	11,852	12,741	0	0
Total Revenue	11,852	12,741	0	0
52-SERVICES SUPPLIES				
525000 - OVERHEAD	0	0	0	0
Total 52 - SERVICES & SUPPLIES	0	0	0	0
Total Expenditures and Appropriations	0	0	0	0
Net Cost	(11,852)	(12,741)	0	0

SIERRA COUNTY LITERACY

State Controller Schedule
County Budget Act

Plumas County
Financing Sources and Uses by Budget Unit by Object
Governmental Funds
Fiscal Year 2024-25

Schedule 9
Page 9.79

Fund: 0001 GENERAL

Budget Unit: 20678 - SIERRA COUNTY LITERACY

Function: 06 - EDUCATION

Activity: 32 - LIBRARY SERVICES

Activity: 32 - LIBRARY SERVICES				2024-25
Detail by Revenue Category and Expenditure Object 1	2022-23 Actual 2	2023-24	2024-25 4	Adopted by the Board of Supervisors 5
		Actual <input checked="" type="checkbox"/> Estimated <input type="checkbox"/> Recommended		
44-STATE FEDERAL AID				
44292 - STATE - LITERACY GRANT	0	0	0	0
Total 44 - STATE & FEDERAL AID	0	0	0	0
46-OTHER REVENUE				
46070 - CNTRB FR OTHR AGENCY	0	0	0	0
46251 - REIMBURSEMENTS/REFUNDS	0	0	0	0
Total 46 - OTHER REVENUE	0	0	0	0
Total Revenue	0	0	0	0
51-SALARIES BENEFITS				
51000 - REGULAR WAGES	0	0	0	0
51020 - OTHER WAGES	0	0	0	0
51070 - UNEMPLOYMENT INSURANCE	19	15	888	888
51080 - RETIREMENT	0	0	0	0
51081 - OPEB LIABILITY	0	0	0	0
51090 - GROUP INSURANCE	0	0	0	0
51100 - FICA/MEDICARE OASDI	0	0	0	0
51110 - COMPENSATION INSURANCE	0	0	0	0
Total 51 - SALARIES & BENEFITS	19	15	888	888
52-SERVICES SUPPLIES				
520201 - PHONE - LAND LINE (S)	0	0	0	0
520203 - INTERNET SERVICE	0	0	0	0
520210 - POSTAGE/SHIP, MAIL COST	0	0	0	0
520220 - PAPER/PAPER SUPPLIES	0	0	0	0
520226 - TONER/COPY MACH SUPPL	0	0	0	0
520300 - FOOD	0	0	0	0
521600 - MEMBERSHIPS/ANNUAL DUES	0	0	0	0
521800 - OFFICE EXPENSE	0	0	0	0
524510 - BOOK(S) - SP DEPT EXP	0	0	0	0
525000 - OVERHEAD	0	0	0	0
525119 - LIABILITY SELF-FUND INSURANCE	0	0	0	0
527400 - TRAVEL- IN COUNTY	0	0	0	0
527500 - TRAVEL- OUT OF COUNTY	0	0	0	0
Total 52 - SERVICES & SUPPLIES	0	0	0	0
Total Expenditures and Appropriations	19	15	888	888
Net Cost	19	15	888	888

PUBLIC WORKS OIL RECYCLE

State Controller Schedule
County Budget Act

Plumas County
Financing Sources and Uses by Budget Unit by Object
Governmental Funds
Fiscal Year 2024-25

Schedule 9
Page 9.258

Fund: 0057 SW GRANTS (PW)

Budget Unit: 20704 - PUBLIC WORKS OIL RECYCLE

Function: 03 - PUBLIC WAYS & FACILITIES

Activity: 22 - PUBLIC WAYS

Activity: 22 - PUBLIC WAYS				2024-25
Detail by Revenue Category and Expenditure Object 1	2022-23 Actual 2	2023-24	2024-25 Recommended 4	Adopted by the Board of Supervisors 5
		Actual <input checked="" type="checkbox"/> Estimated <input type="checkbox"/> 3		
43-USE OF MONEY PROPERTY				
43010 - INTEREST-INVESTED FUNDS	623	585	0	0
Total 43 - USE OF MONEY & PROPERTY	623	585	0	0
44-STATE FEDERAL AID				
44279 - STATE BOTTLE GRANT SW	0	0	0	0
44356 - ST. OIL RECYCLE GRANT/HHW	0	0	0	0
44356P - ST. OIL RECYCLE GRANT/HHW	0	0	0	0
Total 44 - STATE & FEDERAL AID	0	0	0	0
46-OTHER REVENUE				
46253 - REIMB - CO DISASTR RESPON	366	0	0	0
Total 46 - OTHER REVENUE	366	0	0	0
Total Revenue	989	585	0	0
52-SERVICES SUPPLIES				
520210 - POSTAGE/SHIP, MAIL COST	0	0	0	0
521700 - MISC EXPENSES	(10,000)	0	0	0
523700 - PUBLICATIONS-LEGAL NOTICE	0	0	0	0
525000 - OVERHEAD	0	124	0	0
527500 - TRAVEL- OUT OF COUNTY	0	0	0	0
528400 - CONTINGENCIES	0	0	0	0
Total 52 - SERVICES & SUPPLIES	(10,000)	124	0	0
58-TRANSFERS				
58000 - TRANSFER-OUT	0	0	0	0
580000 - TRANSFER	0	0	0	0
Total 58 - TRANSFERS	0	0	0	0
Total Expenditures and Appropriations	(10,000)	124	0	0
Net Cost	(10,989)	(461)	0	0

SUPERVISOR DISTRICT 1

State Controller Schedule
County Budget Act

Plumas County
Financing Sources and Uses by Budget Unit by Object
Governmental Funds
Fiscal Year 2024-25

Schedule 9
Page 9.82

Fund: 0001 0001R SUPERVISOR COMM.SVC.FUND

Budget Unit: 20710 - SUPERVISOR DISTRICT 1

Function: 07 - RECREATION & CULTURAL SERVICES

Activity: 37 - RECREATION FACILITIES

2024-25

**Adopted by the
Board of
Supervisors**

Detail by Revenue Category and Expenditure Object 1	2022-23 Actual 2	2023-24 Actual <input checked="" type="checkbox"/> Estimated <input type="checkbox"/> 3	2024-25 Recommended 4	5
40-TAX REVENUE				
40070 - TIMBER YIELD TAX	0	0	0	0
Total 40 - TAX REVENUE	0	0	0	0
43-USE OF MONEY PROPERTY				
43010 - INTEREST-INVESTED FUNDS	40	56	0	0
Total 43 - USE OF MONEY & PROPERTY	40	56	0	0
Total Revenue	40	56	0	0
52-SERVICES SUPPLIES				
527200 - SUPERVISORS REC FUNDS	0	0	0	0
Total 52 - SERVICES & SUPPLIES	0	0	0	0
58-TRANSFERS				
585573 - CONTRIB PROP 40 PROJ	0	0	0	0
Total 58 - TRANSFERS	0	0	0	0
Total Expenditures and Appropriations	0	0	0	0
Net Cost	(40)	(56)	0	0

SUPERVISOR DISTRICT 2

State Controller Schedule
County Budget Act

Plumas County
Financing Sources and Uses by Budget Unit by Object
Governmental Funds
Fiscal Year 2024-25

Schedule 9
Page 9.83

Fund: 0001 0001R SUPERVISOR COMM.SVC.FUND

Budget Unit: 20720 - SUPERVISOR DISTRICT 2

Function: 07 - RECREATION & CULTURAL SERVICES

Activity: 37 - RECREATION FACILITIES

2024-25

**Adopted by the
Board of
Supervisors**

Detail by Revenue Category and Expenditure Object 1	2022-23 Actual 2	2023-24 Actual <input checked="" type="checkbox"/> Estimated <input type="checkbox"/> 3	2024-25 Recommended 4	5
40-TAX REVENUE				
40070 - TIMBER YIELD TAX	0	0	0	0
Total 40 - TAX REVENUE	0	0	0	0
43-USE OF MONEY PROPERTY				
43010 - INTEREST-INVESTED FUNDS	7	10	0	0
Total 43 - USE OF MONEY & PROPERTY	7	10	0	0
Total Revenue	7	10	0	0
52-SERVICES SUPPLIES				
527200 - SUPERVISORS REC FUNDS	0	0	0	0
Total 52 - SERVICES & SUPPLIES	0	0	0	0
Total Expenditures and Appropriations	0	0	0	0
Net Cost	(7)	(10)	0	0

SUPERVISOR DISTRICT 3

State Controller Schedule
County Budget Act

Plumas County
Financing Sources and Uses by Budget Unit by Object
Governmental Funds
Fiscal Year 2024-25

Schedule 9
Page 9.84

Fund: 0001 0001R SUPERVISOR COMM.SVC.FUND

Budget Unit: 20730 - SUPERVISOR DISTRICT 3

Function: 07 - RECREATION & CULTURAL SERVICES

Activity: 37 - RECREATION FACILITIES

2024-25

**Adopted by the
Board of
Supervisors**

Detail by Revenue Category and Expenditure Object 1	2022-23 Actual 2	2023-24 Actual <input checked="" type="checkbox"/> Estimated <input type="checkbox"/> 3	2024-25 Recommended 4	5
40-TAX REVENUE				
40070 - TIMBER YIELD TAX	0	0	0	0
Total 40 - TAX REVENUE	0	0	0	0
43-USE OF MONEY PROPERTY				
43010 - INTEREST-INVESTED FUNDS	0	0	0	0
Total 43 - USE OF MONEY & PROPERTY	0	0	0	0
Total Revenue	0	0	0	0
52-SERVICES SUPPLIES				
527200 - SUPERVISORS REC FUNDS	0	0	0	0
527500 - TRAVEL- OUT OF COUNTY	0	0	0	0
Total 52 - SERVICES & SUPPLIES	0	0	0	0
Total Expenditures and Appropriations	0	0	0	0
Net Cost	0	0	0	0

SUPERVISOR DISTRICT 4

State Controller Schedule
County Budget Act

Plumas County
Financing Sources and Uses by Budget Unit by Object
Governmental Funds
Fiscal Year 2024-25

Schedule 9
Page 9.85

Fund: 0001 0001R SUPERVISOR COMM.SVC.FUND

Budget Unit: 20740 - SUPERVISOR DISTRICT 4

Function: 07 - RECREATION & CULTURAL SERVICES

Activity: 37 - RECREATION FACILITIES

2024-25

**Adopted by the
Board of
Supervisors**

Detail by Revenue Category and Expenditure Object 1	2022-23 Actual 2	2023-24 Actual <input checked="" type="checkbox"/> Estimated <input type="checkbox"/> 3	2024-25 Recommended 4	5
40-TAX REVENUE				
40070 - TIMBER YIELD TAX	0	0	0	0
Total 40 - TAX REVENUE	0	0	0	0
43-USE OF MONEY PROPERTY				
43010 - INTEREST-INVESTED FUNDS	0	0	0	0
Total 43 - USE OF MONEY & PROPERTY	0	0	0	0
Total Revenue	0	0	0	0
52-SERVICES SUPPLIES				
527200 - SUPERVISORS REC FUNDS	0	0	0	0
Total 52 - SERVICES & SUPPLIES	0	0	0	0
Total Expenditures and Appropriations	0	0	0	0
Net Cost	0	0	0	0

SUPERVISOR DISTRICT 5

State Controller Schedule
County Budget Act

Plumas County
Financing Sources and Uses by Budget Unit by Object
Governmental Funds
Fiscal Year 2024-25

Schedule 9
Page 9.86

Fund: 0001 0001R SUPERVISOR COMM.SVC.FUND

Budget Unit: 20750 - SUPERVISOR DISTRICT 5

Function: 07 - RECREATION & CULTURAL SERVICES

Activity: 37 - RECREATION FACILITIES

2024-25

**Adopted by the
Board of
Supervisors**

Detail by Revenue Category and Expenditure Object 1	2022-23 Actual 2	2023-24 Actual <input checked="" type="checkbox"/> Estimated <input type="checkbox"/> 3	2024-25 Recommended 4	5
40-TAX REVENUE				
40070 - TIMBER YIELD TAX	0	0	0	0
Total 40 - TAX REVENUE	0	0	0	0
43-USE OF MONEY PROPERTY				
43010 - INTEREST-INVESTED FUNDS	18	24	0	0
Total 43 - USE OF MONEY & PROPERTY	18	24	0	0
Total Revenue	18	24	0	0
52-SERVICES SUPPLIES				
527200 - SUPERVISORS REC FUNDS	0	0	0	0
Total 52 - SERVICES & SUPPLIES	0	0	0	0
58-TRANSFERS				
585573 - CONTRIB PROP 40 PROJ	0	0	0	0
Total 58 - TRANSFERS	0	0	0	0
Total Expenditures and Appropriations	0	0	0	0
Net Cost	(18)	(24)	0	0

CRIMINAL LAB PENALTY

State Controller Schedule
County Budget Act

Plumas County
Financing Sources and Uses by Budget Unit by Object
Governmental Funds
Fiscal Year 2024-25

Schedule 9
Page 9.242

Fund: 0046 0046C CRIMINAL LAB PENALTY

Budget Unit: 20900 - CRIMINAL LAB PENALTY

Function: 02 - PUBLIC PROTECTION

Activity: 19 - DETENTION & CORRECTION

Detail by Revenue Category and Expenditure Object 1	2022-23 Actual 2	2023-24 Actual <input checked="" type="checkbox"/> Estimated <input type="checkbox"/> Recommended <input type="checkbox"/>		2024-25 Adopted by the Board of Supervisors 5
		3	4	
42-FINES PENALTIES				
45823 - CIMINAL LAB PENALTY	0	0	0	0
Total 42 - FINES & PENALTIES	0	0	0	0
43-USE OF MONEY PROPERTY				
43010 - INTEREST-INVESTED FUNDS	404	588	0	0
Total 43 - USE OF MONEY & PROPERTY	404	588	0	0
45-CHARGES FOR SERVICES				
45823 - CIMINAL LAB PENALTY	1,114	795	0	0
Total 45 - CHARGES FOR SERVICES	1,114	795	0	0
Total Revenue	1,518	1,383	0	0
52-SERVICES SUPPLIES				
525000 - OVERHEAD	27	(30)	0	0
528400 - CONTINGENCIES	0	0	0	0
Total 52 - SERVICES & SUPPLIES	27	(30)	0	0
Total Expenditures and Appropriations	27	(30)	0	0
Net Cost	(1,491)	(1,413)	0	0

State Controller Schedule
County Budget Act

Plumas County
Financing Sources and Uses by Budget Unit by Object
Governmental Funds
Fiscal Year 2024-25

Schedule 9
Page 9.102

Fund: 0001 0001D DISTRICT ATTORNEY

Budget Unit: 70302 - DA/OCJP ADA

Function: 02 - PUBLIC PROTECTION

Activity: 17 - JUDICIAL

2024-25

**Adopted by the
Board of
Supervisors**

Detail by Revenue Category and Expenditure Object 1	2022-23 Actual 2	2023-24 Actual <input checked="" type="checkbox"/> Estimated <input type="checkbox"/> 3	2024-25 Recommended 4	5
42-FINES PENALTIES				
42014 - ASSETS FORFEITURE	0	0	0	0
Total 42 - FINES & PENALTIES	0	0	0	0
44-STATE FEDERAL AID				
44263 - STATE-OCJP S.O. DC	0	0	0	0
44291 - STATE-OCJP D.A. DC	0	0	0	0
44291P - STATE-OCJP DA DC	0	0	0	0
44416 - FEDERAL JAG GRANT	0	0	0	0
44416P - FEDERAL JAG GRANT	0	0	0	0
Total 44 - STATE & FEDERAL AID	0	0	0	0
Total Revenue	0	0	0	0
51-SALARIES BENEFITS				
51000 - REGULAR WAGES	0	0	0	0
51070 - UNEMPLOYMENT INSURANCE	0	0	0	0
51080 - RETIREMENT	0	0	0	0
51081 - OPEB LIABILITY	0	0	0	0
51090 - GROUP INSURANCE	0	0	0	0
51100 - FICA/MEDICARE OASDI	0	0	0	0
51110 - COMPENSATION INSURANCE	0	0	0	0
Total 51 - SALARIES & BENEFITS	0	0	0	0
52-SERVICES SUPPLIES				
521230 - OFFICE FURNITURE/EQUIP	0	0	0	0
521900 - PROFESSIONAL SVC	0	0	0	0
521922 - ASST FORFEIT. SVC FNDING	0	0	0	0
525000 - OVERHEAD	6,367	11,726	0	0
525119 - LIABILITY SELF-FUND INSURANCE	0	0	0	0
Total 52 - SERVICES & SUPPLIES	6,367	11,726	0	0
54-FIXED ASSETS				
540110 - CAPITAL IMPROVEMENTS	0	0	0	0
Total 54 - FIXED ASSETS	0	0	0	0
58-TRANSFERS				
58000 - TRANSFER-OUT	0	0	0	0
Total 58 - TRANSFERS	0	0	0	0
Total Expenditures and Appropriations	6,367	11,726	0	0
Net Cost	6,367	11,726	0	0

RE-ENTRY PROGRAM

State Controller Schedule
County Budget Act

Plumas County
Financing Sources and Uses by Budget Unit by Object
Governmental Funds
Fiscal Year 2024-25

Schedule 9
Page 9.103

Fund: 0001 0001D DISTRICT ATTORNEY

Budget Unit: 70303 - RE-ENTRY PROGRAM

Function: 02 - PUBLIC PROTECTION

Activity: 17 - JUDICIAL

2024-25

Adopted by the
Board of
Supervisors

Detail by Revenue Category and Expenditure Object 1	2022-23 Actual 2	2023-24 Actual <input checked="" type="checkbox"/> Estimated <input type="checkbox"/> 3	2024-25 Recommended 4	5
44-STATE FEDERAL AID				
44027 - STATE GRANT	50,000	0	0	0
44290 - STATE-OTHER	0	384,877	0	0
Total 44 - STATE & FEDERAL AID	50,000	384,877	0	0
45-CHARGES FOR SERVICES				
45028 - RETURN CHECK FEES	0	0	0	0
Total 45 - CHARGES FOR SERVICES	0	0	0	0
46-OTHER REVENUE				
46070 - CNTRB FR OTHR AGENCY	0	0	0	0
Total 46 - OTHER REVENUE	0	0	0	0
48-TRANSFER				
48000 - TRANSFER-IN	0	0	0	0
48001 - TRANSFER-IN1	0	0	0	0
Total 48 - TRANSFER	0	0	0	0
Total Revenue	50,000	384,877	0	0
51-SALARIES BENEFITS				
51000 - REGULAR WAGES	0	0	0	0
51020 - OTHER WAGES	0	0	0	0
51060 - OVERTIME PAY	12,193	12,668	0	0
51070 - UNEMPLOYMENT INSURANCE	0	0	0	0
51080 - RETIREMENT	6,561	6,268	0	0
51081 - OPEB LIABILITY	0	0	0	0
51090 - GROUP INSURANCE	0	0	0	0
51100 - FICA/MEDICARE OASDI	949	969	0	0
51110 - COMPENSATION INSURANCE	0	0	0	0
Total 51 - SALARIES & BENEFITS	19,703	19,905	0	0
52-SERVICES SUPPLIES				
520204 - INTERNET SEARCH ENGINE	0	0	0	0
521230 - OFFICE FURNITURE/EQUIP	0	7,956	0	0
521800 - OFFICE EXPENSE	0	0	0	0
521801 - Office Water	0	0	0	0
521900 - PROFESSIONAL SVC	0	0	0	0
524804 - DRUG TESTING SUPPLIES	0	0	0	0
527500 - TRAVEL- OUT OF COUNTY	0	0	0	0
542200 - COMMUNICATION EQUIPMENT	0	0	0	0
Total 52 - SERVICES & SUPPLIES	0	7,956	0	0
58-TRANSFERS				
58000 - TRANSFER-OUT	0	0	0	0
Total 58 - TRANSFERS	0	0	0	0
Total Expenditures and Appropriations	19,703	27,861	0	0
Net Cost	(30,297)	(357,016)	0	0

DA-AUTO & WC FRAUD

State Controller Schedule
County Budget Act

Plumas County
Financing Sources and Uses by Budget Unit by Object
Governmental Funds
Fiscal Year 2024-25

Schedule 9
Page 9.104

Fund: 0001 0001D DISTRICT ATTORNEY

Budget Unit: 70304 - DA-AUTO & WC FRAUD

Function: 02 - PUBLIC PROTECTION

Activity: 17 - JUDICIAL

2024-25

**Adopted by the
Board of
Supervisors**

Detail by Revenue Category and Expenditure Object 1	2022-23 Actual 2	2023-24 Actual <input checked="" type="checkbox"/> Estimated <input type="checkbox"/> 3	2024-25 Recommended 4	5
44-STATE FEDERAL AID				
44290 - STATE-OTHER	0	0	0	0
Total 44 - STATE & FEDERAL AID	0	0	0	0
Total Revenue	0	0	0	0
51-SALARIES BENEFITS				
51000 - REGULAR WAGES	0	0	0	0
51070 - UNEMPLOYMENT INSURANCE	0	0	0	0
51080 - RETIREMENT	0	0	0	0
51090 - GROUP INSURANCE	0	0	0	0
51100 - FICA/MEDICARE OASDI	0	0	0	0
51110 - COMPENSATION INSURANCE	0	0	0	0
Total 51 - SALARIES & BENEFITS	0	0	0	0
52-SERVICES SUPPLIES				
525119 - LIABILITY SELF-FUND INSURANCE	0	0	0	0
527500 - TRAVEL- OUT OF COUNTY	0	0	0	0
Total 52 - SERVICES & SUPPLIES	0	0	0	0
Total Expenditures and Appropriations	0	0	0	0
Net Cost	0	0	0	0

DA-JAG GRANT DEPT

State Controller Schedule
County Budget Act

Plumas County
Financing Sources and Uses by Budget Unit by Object
Governmental Funds
Fiscal Year 2024-25

Schedule 9
Page 9.105

Fund: 0001 0001D DISTRICT ATTORNEY

Budget Unit: 70305 - DA-JAG GRANT DEPT

Function: 02 - PUBLIC PROTECTION

Activity: 17 - JUDICIAL

2024-25

**Adopted by the
Board of
Supervisors**

Detail by Revenue Category and Expenditure Object 1	2022-23 Actual 2	2023-24 Actual <input checked="" type="checkbox"/> Estimated <input type="checkbox"/> 3	2024-25 Recommended 4	5
44-STATE FEDERAL AID				
44408 - FEDERAL STIMULUS (ARRA)	0	0	0	0
Total 44 - STATE & FEDERAL AID	0	0	0	0
Total Revenue	0	0	0	0
51-SALARIES BENEFITS				
51000 - REGULAR WAGES	0	0	0	0
51020 - OTHER WAGES	0	0	0	0
51070 - UNEMPLOYMENT INSURANCE	0	0	0	0
51080 - RETIREMENT	0	0	0	0
51090 - GROUP INSURANCE	0	0	0	0
51100 - FICA/MEDICARE OASDI	0	0	0	0
51110 - COMPENSATION INSURANCE	0	0	0	0
Total 51 - SALARIES & BENEFITS	0	0	0	0
52-SERVICES SUPPLIES				
521230 - OFFICE FURNITURE/EQUIP	0	0	0	0
525119 - LIABILITY SELF-FUND INSURANCE	0	0	0	0
Total 52 - SERVICES & SUPPLIES	0	0	0	0
54-FIXED ASSETS				
540400 - OFFICE FURNITURE/EQUIPMT	0	0	0	0
540412 - SOFTWARE	0	0	0	0
Total 54 - FIXED ASSETS	0	0	0	0
Total Expenditures and Appropriations	0	0	0	0
Net Cost	0	0	0	0

DA/VERTICAL PROSECUTION

State Controller Schedule
County Budget Act

Plumas County
Financing Sources and Uses by Budget Unit by Object
Governmental Funds
Fiscal Year 2024-25

Schedule 9
Page 9.106

Fund: 0001 0001D DISTRICT ATTORNEY

Budget Unit: 70306 - DA/VERTICAL PROSECUTION

Function: 02 - PUBLIC PROTECTION

Activity: 17 - JUDICIAL

2024-25

**Adopted by the
Board of
Supervisors**

Detail by Revenue Category and Expenditure Object 1	2022-23 Actual 2	2023-24 Actual <input checked="" type="checkbox"/> Estimated <input type="checkbox"/> 3	2024-25 Recommended 4	5
44-STATE FEDERAL AID				
44268 - D.A. SRVP GRANT	0	0	0	0
44268P - ST- CAL EMA VB	0	0	0	0
Total 44 - STATE & FEDERAL AID	0	0	0	0
Total Revenue	0	0	0	0
51-SALARIES BENEFITS				
51000 - REGULAR WAGES	0	0	0	0
51070 - UNEMPLOYMENT INSURANCE	0	0	0	0
51080 - RETIREMENT	0	0	0	0
51090 - GROUP INSURANCE	0	0	0	0
51100 - FICA/MEDICARE OASDI	0	0	0	0
51110 - COMPENSATION INSURANCE	0	0	0	0
Total 51 - SALARIES & BENEFITS	0	0	0	0
52-SERVICES SUPPLIES				
525000 - OVERHEAD	0	0	0	0
525119 - LIABILITY SELF-FUND INSURANCE	0	0	0	0
Total 52 - SERVICES & SUPPLIES	0	0	0	0
Total Expenditures and Appropriations	0	0	0	0
Net Cost	0	0	0	0

ALTERNATIVE SENTENCING PROGRAM

State Controller Schedule
County Budget Act

Plumas County
Financing Sources and Uses by Budget Unit by Object
Governmental Funds
Fiscal Year 2024-25

Schedule 9
Page 9.107

Fund: 0001 0001D DISTRICT ATTORNEY

Budget Unit: 70307 - DA/ALTERN SENTENCING PRG

Function: 02 - PUBLIC PROTECTION

Activity: 17 - JUDICIAL

2024-25

**Adopted by the
Board of
Supervisors**

Detail by Revenue Category and Expenditure Object 1	2022-23 Actual 2	2023-24 Actual <input checked="" type="checkbox"/> Estimated <input type="checkbox"/> 3	2024-25 Recommended 4	5
44-STATE FEDERAL AID				
44027 - STATE GRANT	0	0	0	0
44079 - STATE- CORR AB109	0	0	0	0
44290 - STATE-OTHER	15,331	7,816	0	0
44290P - STATE OTHER	435,606	8,337	0	0
44291 - STATE-OCJP D.A. DC	0	0	0	0
44293 - STATE-E.BYRNE MM JAG BSCC	0	0	0	0
Total 44 - STATE & FEDERAL AID	450,937	16,153	0	0
46-OTHER REVENUE				
46070 - CNTRB FR OTHR AGENCY	0	0	0	0
Total 46 - OTHER REVENUE	0	0	0	0
48-TRANSFER				
48000 - TRANSFER-IN	0	0	0	0
48001 - TRANSFER-IN1	17,283	22,987	0	0
48002 - TRANSFER-IN2	0	0	0	0
48003 - TRANSFER-IN3	0	0	0	0
48079 - TRN-CCPIF AB109	169,239	278,207	0	0
Total 48 - TRANSFER	186,522	301,194	0	0
Total Revenue	637,459	317,347	0	0
51-SALARIES BENEFITS				
51000 - REGULAR WAGES	159,100	169,627	0	0
51020 - OTHER WAGES	0	0	0	0
51040 - HOLIDAY PAY	0	0	0	0
51060 - OVERTIME PAY	106	2,296	0	0
51070 - UNEMPLOYMENT INSURANCE	1,908	630	0	0
51080 - RETIREMENT	40,239	40,864	0	0
51081 - OPEB LIABILITY	7,135	7,245	0	0
51090 - GROUP INSURANCE	13,367	9,628	0	0
51100 - FICA/MEDICARE OASDI	12,611	14,235	0	0
51110 - COMPENSATION INSURANCE	(72)	1,991	0	0
51120 - CELL PHONE ALLOW	1,560	1,685	0	0
Total 51 - SALARIES & BENEFITS	235,954	248,201	0	0
52-SERVICES SUPPLIES				
520201 - PHONE - LAND LINE (\$)	286	218	0	0
520204 - INTERNET SEARCH ENGINE	8,559	7,842	0	0
520210 - POSTAGE/SHIP, MAIL COST	0	0	0	0
520300 - FOOD	0	0	0	0
520407 - REFUSE DISPOSAL	0	0	0	0
520419 - COVID PPE & CLEANING COST	0	0	0	0
521102 - FUEL - VEHICLE	230	40	0	0
521230 - OFFICE FURNITURE/EQUIP	5,000	0	0	0
521600 - MEMBERSHIPS/ANNUAL DUES	0	0	0	0
521800 - OFFICE EXPENSE	82	0	0	0

ALTERNATIVE SENTENCING PROGRAM

State Controller Schedule
County Budget Act

Plumas County
Financing Sources and Uses by Budget Unit by Object
Governmental Funds
Fiscal Year 2024-25

Schedule 9
Page 9.108

Fund: 0001 0001D DISTRICT ATTORNEY

Budget Unit: 70307 - DA/ALTERN SENTENCING PRG

Function: 02 - PUBLIC PROTECTION

Activity: 17 - JUDICIAL

2024-25

**Adopted by the
Board of
Supervisors**

Detail by Revenue Category and Expenditure Object 1	2022-23 Actual 2	2023-24 Actual <input checked="" type="checkbox"/> Estimated <input type="checkbox"/> 3	2024-25 Recommended 4	5
52-SERVICES SUPPLIES (continued)				
521900 - PROFESSIONAL SVC	220,007	0	0	0
524000 - RENT - OFFICE/SPACE	0	0	0	0
524200 - RENTS/LEASES STRUCTURES	0	14,555	0	0
524207 - STORAGE SPACE RENT	0	960	0	0
524804 - DRUG TESTING SUPPLIES	0	0	0	0
525119 - LIABILITY SELF-FUND INSURANCE	1,598	1,663	0	0
527410 - CLIENT SERVICE EXP	19,709	3,491	0	0
527500 - TRAVEL- OUT OF COUNTY	15,057	1,147	0	0
527750 - IN CNTY HOSTING	0	0	0	0
527802 - ELECTRIC CHARGES	0	1,000	0	0
527803 - PROPANE/OTHR HEATING FUEL	0	915	0	0
527807 - WATER/SEWER CHARGES	0	0	0	0
Total 52 - SERVICES & SUPPLIES	270,528	31,831	0	0
58-TRANSFERS				
58000 - TRANSFER-OUT	0	0	0	0
58001 - TRANSFER-OUT1	615	359	0	0
Total 58 - TRANSFERS	615	359	0	0
Total Expenditures and Appropriations	507,097	280,391	0	0
Net Cost	(130,362)	(36,956)	0	0

ALTERNATIVE SENTENCING PROGRAM

Fund: 0309 DA Alt Sentencing

Budget Unit: 70307 - DA/ALTERN SENTENCING PRG

Function: 02 - PUBLIC PROTECTION

Activity: 17 - JUDICIAL

Activity: 17 - JUDICIAL				2024-25
Detail by Revenue Category and Expenditure Object 1	2022-23 Actual 2	2023-24 Actual <input checked="" type="checkbox"/>	2024-25 Recommended 4	Adopted by the Board of Supervisors 5
		Estimated <input type="checkbox"/>		
44-STATE FEDERAL AID				
44290 - STATE-OTHER	0	0	0	0
44290P - STATE OTHER	0	0	0	0
Total 44 - STATE & FEDERAL AID	0	0	0	0
Total Revenue	0	0	0	0
Net Cost	0	0	0	0

Fund: 0001 0001S SHERIFF

Budget Unit: 70370 - BAILIFF

Function: 02 - PUBLIC PROTECTION

Activity: 18 - POLICE PROTECTION

Detail by Revenue Category and Expenditure Object 1	2022-23 Actual 2	2023-24 Actual <input checked="" type="checkbox"/> Estimated <input type="checkbox"/> 3	2024-25 Recommended 4	2024-25 Adopted by the Board of Supervisors 5
44-STATE FEDERAL AID				
44251 - STATE-CRT SEC AB 118	0	0	0	0
Total 44 - STATE & FEDERAL AID	0	0	0	0
45-CHARGES FOR SERVICES				
45510 - BAILIFF SERVICES	0	0	0	0
Total 45 - CHARGES FOR SERVICES	0	0	0	0
48-TRANSFER				
48700 - TRN-ST SO TRIAL CRT SEC	0	0	0	0
Total 48 - TRANSFER	0	0	0	0
Total Revenue	0	0	0	0
51-SALARIES BENEFITS				
51000 - REGULAR WAGES	0	0	0	0
51020 - OTHER WAGES	0	0	0	0
51040 - HOLIDAY PAY	0	0	0	0
51060 - OVERTIME PAY	0	0	0	0
51070 - UNEMPLOYMENT INSURANCE	0	0	0	0
51080 - RETIREMENT	0	0	0	0
51090 - GROUP INSURANCE	0	0	0	0
51100 - FICA/MEDICARE OASDI	0	0	0	0
51110 - COMPENSATION INSURANCE	0	0	0	0
51125 - CLOTHING ALLOWANCE	0	0	0	0
Total 51 - SALARIES & BENEFITS	0	0	0	0
52-SERVICES SUPPLIES				
521900 - PROFESSIONAL SVC	0	0	0	0
525000 - OVERHEAD	0	0	0	0
525119 - LIABILITY SELF-FUND INSURANCE	0	0	0	0
527500 - TRAVEL- OUT OF COUNTY	0	0	0	0
Total 52 - SERVICES & SUPPLIES	0	0	0	0
58-TRANSFERS				
580713 - TRF-SO TO 70387	0	0	0	0
Total 58 - TRANSFERS	0	0	0	0
Total Expenditures and Appropriations	0	0	0	0
Net Cost	0	0	0	0

JAIL CONSTRUCTION - SB844

State Controller Schedule
County Budget Act

Plumas County
Financing Sources and Uses by Budget Unit by Object
Governmental Funds
Fiscal Year 2024-25

Schedule 9
Page 9.217

Fund: 0017 0017G SHERIFF -GRANTS

Budget Unit: 70399 - JAIL CONSTRUCTION - SB844

Function: 02 - PUBLIC PROTECTION

Activity: 18 - POLICE PROTECTION

Detail by Revenue Category and Expenditure Object 1	2022-23 Actual 2	2023-24 Actual <input checked="" type="checkbox"/> Estimated <input type="checkbox"/> Recommended		2024-25 Adopted by the Board of Supervisors 5
		3	4	
43-USE OF MONEY PROPERTY				
43010 - INTEREST-INVESTED FUNDS	0	0	0	0
Total 43 - USE OF MONEY & PROPERTY	0	0	0	0
44-STATE FEDERAL AID				
44027 - STATE GRANT	0	0	0	0
Total 44 - STATE & FEDERAL AID	0	0	0	0
Total Revenue	0	0	0	0
52-SERVICES SUPPLIES				
521900 - PROFESSIONAL SVC	0	0	0	0
Total 52 - SERVICES & SUPPLIES	0	0	0	0
Total Expenditures and Appropriations	0	0	0	0
Net Cost	0	0	0	0

Fund: 0015 0015M PUBLIC HEALTH - MAA ADMIN

Budget Unit: 70558 - PUBLIC HEALTH - MAA ADMIN

Function: 04 - HEALTH & SANITATION

Activity: 24 - HEALTH

Activity: 24 - HEALTH				2024-25
Detail by Revenue Category and Expenditure Object	2022-23 Actual	2023-24	2024-25	Adopted by the Board of Supervisors
		Actual <input checked="" type="checkbox"/> Estimated <input type="checkbox"/>		
1	2	3	4	5
46-OTHER REVENUE				
46253 - REIMB - CO DISASTR RESPONS	294	0	0	0
Total 46 - OTHER REVENUE	294	0	0	0
Total Revenue	294	0	0	0
Net Cost	(294)	0	0	0

State Controller Schedule
County Budget Act

Plumas County
Financing Sources and Uses by Budget Unit by Object
Governmental Funds
Fiscal Year 2024-25

Schedule 9
Page 9.178

Fund: 0015 0015P PUBLIC HLTH EMRG PREPAR

Budget Unit: 70567 - HLTHH1N1

Function: 04 - HEALTH & SANITATION

Activity: 24 - HEALTH

Detail by Revenue Category and Expenditure Object 1	2022-23 Actual 2	2023-24 Actual <input checked="" type="checkbox"/> Estimated <input type="checkbox"/> Recommended <input type="checkbox"/>		2024-25 Adopted by the Board of Supervisors 5
		3	4	
43-USE OF MONEY PROPERTY				
43010 - INTEREST-INVESTED FUNDS	0	0	0	0
Total 43 - USE OF MONEY & PROPERTY	0	0	0	0
Total Revenue	0	0	0	0
52-SERVICES SUPPLIES				
521700 - MISC EXPENSES	0	0	0	0
525000 - OVERHEAD	0	0	0	0
Total 52 - SERVICES & SUPPLIES	0	0	0	0
Total Expenditures and Appropriations	0	0	0	0
Net Cost	0	0	0	0

State Controller Schedule
County Budget Act

Plumas County
Financing Sources and Uses by Budget Unit by Object
Governmental Funds
Fiscal Year 2024-25

Schedule 9
Page 9.179

Fund: 0015 0015P PUBLIC HLTH EMRG PREPAR

Budget Unit: 70568 - HLTHPHER

Function: 04 - HEALTH & SANITATION

Activity: 24 - HEALTH

Detail by Revenue Category and Expenditure Object 1	2022-23 Actual 2	2023-24 Actual <input checked="" type="checkbox"/> Estimated <input type="checkbox"/> 3		2024-25 Recommended 4	2024-25 Adopted by the Board of Supervisors 5
43-USE OF MONEY PROPERTY					
43010 - INTEREST-INVESTED FUNDS	0	0		0	0
Total 43 - USE OF MONEY & PROPERTY	0	0		0	0
Total Revenue	0	0		0	0
51-SALARIES BENEFITS					
51070 - UNEMPLOYMENT INSURANCE	0	0		0	0
51080 - RETIREMENT	0	0		0	0
51090 - GROUP INSURANCE	0	0		0	0
51100 - FICA/MEDICARE OASDI	0	0		0	0
51110 - COMPENSATION INSURANCE	0	0		0	0
Total 51 - SALARIES & BENEFITS	0	0		0	0
52-SERVICES SUPPLIES					
525000 - OVERHEAD	0	(1,072)		0	0
525119 - LIABILITY SELF-FUND INSURANCE	0	0		0	0
Total 52 - SERVICES & SUPPLIES	0	(1,072)		0	0
Total Expenditures and Appropriations	0	(1,072)		0	0
Net Cost	0	(1,072)		0	0

State Controller Schedule
County Budget Act

Plumas County
Financing Sources and Uses by Budget Unit by Object
Governmental Funds
Fiscal Year 2024-25

Schedule 9
Page 9.155

Fund: 0014 0014H SIERRA HOUSE BOARD & CARE

Budget Unit: 70574 - SIERRA HSE BRD/CR

Function: 04 - HEALTH & SANITATION

Activity: 24 - HEALTH

Detail by Revenue Category and Expenditure Object 1	2022-23 Actual 2	2023-24 Actual <input checked="" type="checkbox"/> Estimated <input type="checkbox"/> 3	2024-25 Recommended 4	2024-25 Adopted by the Board of Supervisors 5
43-USE OF MONEY PROPERTY				
43010 - INTEREST-INVESTED FUNDS	(60)	(460)	0	0
Total 43 - USE OF MONEY & PROPERTY	(60)	(460)	0	0
45-CHARGES FOR SERVICES				
45150 - MENTAL HEALTH-PATIENT FEE	0	0	0	0
45298 - BRD & CARE- S.O.C.	0	0	0	0
Total 45 - CHARGES FOR SERVICES	0	0	0	0
48-TRANSFER				
48000 - TRANSFER-IN	0	0	0	0
48001 - TRANSFER-IN1	0	0	0	0
48004 - TRANSFER-IN4	0	0	0	0
Total 48 - TRANSFER	0	0	0	0
Total Revenue	(60)	(460)	0	0
51-SALARIES BENEFITS				
51000 - REGULAR WAGES	0	0	0	0
51020 - OTHER WAGES	0	0	0	0
51060 - OVERTIME PAY	0	0	0	0
51070 - UNEMPLOYMENT INSURANCE	418	237	152	152
51080 - RETIREMENT	0	0	0	0
51081 - OPEB LIABILITY	0	0	0	0
51090 - GROUP INSURANCE	0	0	0	0
51100 - FICA/MEDICARE OASDI	0	0	0	0
51110 - COMPENSATION INSURANCE	(1,689)	1,816	1,816	1,210
51119 - LIABILITY INSURANCE	0	0	0	0
Total 51 - SALARIES & BENEFITS	(1,271)	2,053	1,968	1,362
52-SERVICES SUPPLIES				
520201 - PHONE - LAND LINE (S)	0	0	0	0
520203 - INTERNET SERVICE	0	0	0	0
520210 - POSTAGE/SHIP, MAIL COST	0	0	0	0
520234 - PRINTER SUPPLIES	0	0	0	0
520300 - FOOD	0	0	0	0
520400 - HOUSEHOLD EXPENSE	0	0	0	0
520407 - REFUSE DISPOSAL	0	0	0	0
521230 - OFFICE FURNITURE/EQUIP	0	0	0	0
521245 - WASHING MACHINE	0	0	0	0
521300 - MAINT. BUILDINGS & GROUND	0	0	0	0
521500 - MEDICAL SUPPLIES	0	0	0	0
521800 - OFFICE EXPENSE	0	0	0	0
521900 - PROFESSIONAL SVC	0	0	0	0
521903 - SECURITY SYSTEM SVC	0	0	0	0
521970 - VET SERVICE	0	0	0	0
521980 - MEDICAL SERVICE - PROF SV	0	0	0	0
523711 - SUBSCRIPTIONS	0	0	0	0

State Controller Schedule
County Budget Act

Plumas County
Financing Sources and Uses by Budget Unit by Object
Governmental Funds
Fiscal Year 2024-25

Schedule 9
Page 9.156

Fund: 0014 0014H SIERRA HOUSE BOARD & CARE

Budget Unit: 70574 - SIERRA HSE BRD/CR

Function: 04 - HEALTH & SANITATION

Activity: 24 - HEALTH

Detail by Revenue Category and Expenditure Object 1	2022-23 Actual 2	2023-24 Actual <input checked="" type="checkbox"/> Estimated <input type="checkbox"/> Recommended <input type="checkbox"/>		2024-25 Adopted by the Board of Supervisors 5
		3	4	
52-SERVICES SUPPLIES (continued)				
523800 - EQUIP RENT/LEASE	0	0	0	0
524430 - CABLE RADIO/TV	0	0	0	0
524550 - KITCHEN EQUIPMENT	0	0	0	0
524642 - CERTIFICATION/LICENSES	0	0	0	0
525000 - OVERHEAD	9,229	1,896	1,896	1,896
525119 - LIABILITY SELF-FUND INSURANCE	1,159	1,101	1,101	389
527000 - TRAINING	0	0	0	0
527400 - TRAVEL- IN COUNTY	0	0	0	0
527500 - TRAVEL- OUT OF COUNTY	0	0	0	0
527802 - ELECTRIC CHARGES	0	0	0	0
527804 - HEATING FUEL/OIL	0	0	0	0
527807 - WATER/SEWER CHARGES	0	0	0	0
528400 - CONTINGENCIES	0	0	0	0
Total 52 - SERVICES & SUPPLIES	10,388	2,997	2,997	2,285
54-FIXED ASSETS				
540110 - CAPITAL IMPROVEMENTS	0	0	0	0
Total 54 - FIXED ASSETS	0	0	0	0
Total Expenditures and Appropriations	9,117	5,050	4,965	3,647
Net Cost	9,177	5,510	4,965	3,647

MENTAL HEALTH SERVICES ACT CAPITAL FAC. & TECH.

State Controller Schedule
County Budget Act

Plumas County
Financing Sources and Uses by Budget Unit by Object
Governmental Funds
Fiscal Year 2024-25

Schedule 9
Page 9.159

Fund: 0014 0014A MENTAL HLTH MHSA

Budget Unit: 70576 - MHSA EHR TECHNOLOGY

Function: 04 - HEALTH & SANITATION

Activity: 24 - HEALTH

Activity: 24 - HEALTH

Detail by Revenue Category and Expenditure Object 1	2022-23 Actual 2	2023-24	2024-25 Recommended 4	Adopted by the Board of Supervisors 5
		Actual <input checked="" type="checkbox"/> Estimated <input type="checkbox"/> 3		
44-STATE FEDERAL AID				
44290 - STATE-OTHER	0	0	0	0
Total 44 - STATE & FEDERAL AID	0	0	0	0
Total Revenue	0	0	0	0
51-SALARIES BENEFITS				
51000 - REGULAR WAGES	0	0	0	0
51060 - OVERTIME PAY	0	0	0	0
51070 - UNEMPLOYMENT INSURANCE	0	0	0	0
51080 - RETIREMENT	0	0	0	0
51081 - OPEB LIABILITY	0	0	0	0
51090 - GROUP INSURANCE	0	0	0	0
51100 - FICA/MEDICARE OASDI	0	0	0	0
51110 - COMPENSATION INSURANCE	(2)	0	0	0
Total 51 - SALARIES & BENEFITS	(2)	0	0	0
52-SERVICES SUPPLIES				
520201 - PHONE - LAND LINE (S)	0	0	0	0
520215 - ANSWERING SERVICE	0	0	0	0
520250 - COPY MACHINE LEASE	0	0	0	0
520500 - INSURANCE	0	0	0	0
521231 - COMPUTERS<1500.00	0	0	0	0
521600 - MEMBERSHIPS/ANNUAL DUES	0	0	0	0
521800 - OFFICE EXPENSE	0	0	0	0
521900 - PROFESSIONAL SVC	0	0	0	0
524200 - RENTS/LEASES STRUCTURES	0	0	0	0
525000 - OVERHEAD	(59)	(61)	0	0
525119 - LIABILITY SELF-FUND INSURANCE	0	0	0	0
527500 - TRAVEL- OUT OF COUNTY	0	0	0	0
528400 - CONTINGENCIES	0	0	0	0
Total 52 - SERVICES & SUPPLIES	(59)	(61)	0	0
54-FIXED ASSETS				
549500 - COMPUTER HARDWARE	0	0	0	0
Total 54 - FIXED ASSETS	0	0	0	0
Total Expenditures and Appropriations	(61)	(61)	0	0
Net Cost	(61)	(61)	0	0

State Controller Schedule
County Budget Act

Plumas County
Financing Sources and Uses by Budget Unit by Object
Governmental Funds
Fiscal Year 2024-25

Schedule 9
Page 9.160

Fund: 0014 0014C CAL-WORKS M.H. & A.D.

Budget Unit: 70577 - CAL-WRKS M.H.

Function: 04 - HEALTH & SANITATION

Activity: 24 - HEALTH

Detail by Revenue Category and Expenditure Object 1	2022-23 Actual 2	2023-24 Actual <input checked="" type="checkbox"/> Estimated <input type="checkbox"/> 3	2024-25 Recommended 4	2024-25 Adopted by the Board of Supervisors 5
43-USE OF MONEY PROPERTY				
43010 - INTEREST-INVESTED FUNDS	(646)	(889)	0	0
Total 43 - USE OF MONEY & PROPERTY	(646)	(889)	0	0
44-STATE FEDERAL AID				
44288 - STATE - CAL WORKS	0	0	0	0
Total 44 - STATE & FEDERAL AID	0	0	0	0
45-CHARGES FOR SERVICES				
45150 - MENTAL HEALTH-PATIENT FEE	0	0	0	0
Total 45 - CHARGES FOR SERVICES	0	0	0	0
46-OTHER REVENUE				
46251 - REIMBURSEMENTS/REFUNDS	0	0	0	0
Total 46 - OTHER REVENUE	0	0	0	0
48-TRANSFER				
48000 - TRANSFER-IN	0	0	0	0
Total 48 - TRANSFER	0	0	0	0
Total Revenue	(646)	(889)	0	0
51-SALARIES BENEFITS				
51000 - REGULAR WAGES	0	0	0	0
51060 - OVERTIME PAY	0	0	0	0
51070 - UNEMPLOYMENT INSURANCE	1	0	0	0
51080 - RETIREMENT	0	0	0	0
51081 - OPEB LIABILITY	0	0	0	0
51090 - GROUP INSURANCE	0	0	0	0
51100 - FICA/MEDICARE OASDI	0	0	0	0
51110 - COMPENSATION INSURANCE	(55)	5	5	0
51150 - LIFE INSURANCE	0	0	0	0
Total 51 - SALARIES & BENEFITS	(54)	5	5	0
52-SERVICES SUPPLIES				
521230 - OFFICE FURNITURE/EQUIP	0	0	0	0
521800 - OFFICE EXPENSE	0	0	0	0
521900 - PROFESSIONAL SVC	0	0	0	0
524200 - RENTS/LEASES STRUCTURES	0	0	0	0
525000 - OVERHEAD	(61)	(113)	0	0
525119 - LIABILITY SELF-FUND INSURANCE	4	0	0	0
528400 - CONTINGENCIES	0	0	0	0
Total 52 - SERVICES & SUPPLIES	(57)	(113)	0	0
Total Expenditures and Appropriations	(111)	(108)	5	0
Net Cost	535	781	5	0

WRAP AROUND PRG

State Controller Schedule
County Budget Act

Plumas County
Financing Sources and Uses by Budget Unit by Object
Governmental Funds
Fiscal Year 2024-25

Schedule 9
Page 9.161

Fund: 0014 0014W WRAP AROUND

Budget Unit: 70578 - WRAP AROUND PRG.

Function: 04 - HEALTH & SANITATION

Activity: 24 - HEALTH

Detail by Revenue Category and Expenditure Object 1	2022-23 Actual 2	2023-24 Actual <input checked="" type="checkbox"/> Estimated <input type="checkbox"/> 3	2024-25 Recommended 4	2024-25 Adopted by the Board of Supervisors 5
43-USE OF MONEY PROPERTY				
43010 - INTEREST-INVESTED FUNDS	146	207	0	0
Total 43 - USE OF MONEY & PROPERTY	146	207	0	0
48-TRANSFER				
48000 - TRANSFER-IN	0	0	0	0
Total 48 - TRANSFER	0	0	0	0
Total Revenue	146	207	0	0
51-SALARIES BENEFITS				
51000 - REGULAR WAGES	0	0	0	0
51060 - OVERTIME PAY	0	0	0	0
51070 - UNEMPLOYMENT INSURANCE	8	2	2	2
51080 - RETIREMENT	0	0	0	0
51081 - OPEB LIABILITY	0	0	0	0
51090 - GROUP INSURANCE	0	0	0	0
51100 - FICA/MEDICARE OASDI	0	0	0	0
51110 - COMPENSATION INSURANCE	(202)	78	78	34
51150 - LIFE INSURANCE	0	0	0	0
Total 51 - SALARIES & BENEFITS	(194)	80	80	36
52-SERVICES SUPPLIES				
520201 - PHONE - LAND LINE (S)	0	0	0	0
520202 - CELL PHONE SERVICE	0	0	0	0
520215 - ANSWERING SERVICE	0	0	0	0
520234 - PRINTER SUPPLIES	0	0	0	0
520250 - COPY MACHINE LEASE	0	0	0	0
520300 - FOOD	0	0	0	0
520400 - HOUSEHOLD EXPENSE	0	0	0	0
520500 - INSURANCE	0	0	0	0
520902 - VEHICLE MAINTENANCE	0	0	0	0
521230 - OFFICE FURNITURE/EQUIP	0	0	0	0
521600 - MEMBERSHIPS/ANNUAL DUES	0	0	0	0
521800 - OFFICE EXPENSE	0	0	0	0
521900 - PROFESSIONAL SVC	0	0	0	0
524021 - THERAPEUTIC SUPPLIES	0	0	0	0
524096 - SUPPORT -CHILD FLEX FUND	0	0	0	0
525000 - OVERHEAD	(408)	(476)	0	0
525119 - LIABILITY SELF-FUND INSURANCE	64	24	24	3
527400 - TRAVEL- IN COUNTY	0	0	0	0
527500 - TRAVEL- OUT OF COUNTY	0	0	0	0
528400 - CONTINGENCIES	0	0	0	0
Total 52 - SERVICES & SUPPLIES	(344)	(452)	24	3
58-TRANSFERS				
58000 - TRANSFER-OUT	0	0	0	0
Total 58 - TRANSFERS	0	0	0	0

Fund: 0014 0014W WRAP AROUND				
Budget Unit: 70578 - WRAP AROUND PRG.				
Function: 04 - HEALTH & SANITATION				
Activity: 24 - HEALTH				
Detail by Revenue Category and Expenditure Object 1	2023-24		2024-25	
	2022-23	Actual <input checked="" type="checkbox"/> Estimated <input type="checkbox"/>	2024-25	Adopted by the Board of Supervisors
	Actual	3	Recommended	5
	2	3	4	5
Total Expenditures and Appropriations	(538)	(372)	104	39
Net Cost	(684)	(579)	104	39

DRINK/DRIVE PROG

State Controller Schedule
County Budget Act

Plumas County
Financing Sources and Uses by Budget Unit by Object
Governmental Funds
Fiscal Year 2024-25

Schedule 9
Page 9.182

Fund: 0016 ALCOHOL & DRUG

Budget Unit: 70582 - DRINK/DRIVE PROG

Function: 04 - HEALTH & SANITATION

Activity: 24 - HEALTH

Detail by Revenue Category and Expenditure Object 1	2022-23 Actual 2	2023-24 Actual <input checked="" type="checkbox"/> Estimated <input type="checkbox"/> Recommended <input type="checkbox"/>		2024-25 Adopted by the Board of Supervisors 5
		3	4	
45-CHARGES FOR SERVICES				
45263 - FIRST OFFENDER	0	0	0	0
Total 45 - CHARGES FOR SERVICES	0	0	0	0
Total Revenue	0	0	0	0
52-SERVICES SUPPLIES				
523300 - EDUCATE MATERIAL/INCENT	0	0	0	0
Total 52 - SERVICES & SUPPLIES	0	0	0	0
58-TRANSFERS				
580000 - TRANSFER	0	0	0	0
Total 58 - TRANSFERS	0	0	0	0
Total Expenditures and Appropriations	0	0	0	0
Net Cost	0	0	0	0

State Controller Schedule
County Budget Act

Plumas County
Financing Sources and Uses by Budget Unit by Object
Governmental Funds
Fiscal Year 2024-25

Schedule 9
Page 9.183

Fund: 0016 0016A A&D PROP 36

Budget Unit: 70587 - A&D PROP 36

Function: 04 - HEALTH & SANITATION

Activity: 24 - HEALTH

Detail by Revenue Category and Expenditure Object 1	2022-23 Actual 2	2023-24 Actual <input checked="" type="checkbox"/> Estimated <input type="checkbox"/> Recommended <input type="checkbox"/>		2024-25 Adopted by the Board of Supervisors 5
		3	4	
45-CHARGES FOR SERVICES				
45272 - CLIENT FEES DRUG/ALCOHOL	0	0	0	0
Total 45 - CHARGES FOR SERVICES	0	0	0	0
Total Revenue	0	0	0	0
52-SERVICES SUPPLIES				
523300 - EDUCATE MATERIAL/INCENT	0	0	0	0
525000 - OVERHEAD	(17)	(30)	0	0
Total 52 - SERVICES & SUPPLIES	(17)	(30)	0	0
Total Expenditures and Appropriations	(17)	(30)	0	0
Net Cost	(17)	(30)	0	0

SS-REALIGN PROTECTIVE SVCS

State Controller Schedule
County Budget Act

Plumas County
Financing Sources and Uses by Budget Unit by Object
Governmental Funds
Fiscal Year 2024-25

Schedule 9
Page 9.139

Fund: 0013 0013P REALIGN - PROT SERVICES

Budget Unit: 70592 - SS - REALIGN PROTECTIVE SVCS

Function: 05 - PUBLIC ASSISTANCE

Activity: 26 - ADMINISTRATION

Detail by Revenue Category and Expenditure Object 1	2022-23 Actual 2	2023-24 Actual <input checked="" type="checkbox"/> Estimated <input type="checkbox"/> Recommended <input type="checkbox"/>		2024-25 Adopted by the Board of Supervisors 5
		3	4	
43-USE OF MONEY PROPERTY				
43010 - INTEREST-INVESTED FUNDS	0	0	0	0
Total 43 - USE OF MONEY & PROPERTY	0	0	0	0
48-TRANSFER				
48781 - TR-SS-PROTECTIVE SVC	0	0	0	0
Total 48 - TRANSFER	0	0	0	0
Total Revenue	0	0	0	0
52-SERVICES SUPPLIES				
525000 - OVERHEAD	0	0	0	0
Total 52 - SERVICES & SUPPLIES	0	0	0	0
58-TRANSFERS				
580000 - TRANSFER	0	0	0	0
Total 58 - TRANSFERS	0	0	0	0
Total Expenditures and Appropriations	0	0	0	0
Net Cost	0	0	0	0

FISCAL YEAR 2024-2025

POSITION ALLOCATION & PAY SCHEDULES



POSITION ALLOCATION

Allocations 2024/2025						
CLASSIFICATION		22/23 Positions Adopted	23/24 Positions Adopted	24/25 Positions Requested	24/25 Positions Recommended	24/25 Positions Adopted
GENERAL						
BOARD OF SUPERVISORS						
Supervisor	20010	5	5	5	5	5
Clerk of the Board		1	1	1	1	1
		6	6	6	6	6
ADMINISTRATIVE OFFICE						
County Administrative Officer	20030	1	1	1	1	1
Grant Manager		1	1	1	1	1
Health Education Coordinator II				1	1	1
Finance/Admin Assistant				1	0	0
		2	2	3	3	3
RISK MANAGEMENT						
Director of Risk Management & Safety	20032	1	1	1	1	1
Plumas County Office of Emergency Svcs - OES Mgr.		1	0	0	0	0
Assistant Risk Mgr/Occupational Safety & Health Spec.		0	1	1	1	1
		2	2	2	2	2
HUMAN RESOURCES						
Human Resources Director	20035	1	1	1	1	1
Human Resources Analyst I/II		1	1	1	1	1
Human Resources Payroll Specialist I/II		2	2	2	2	2
Human Resources Technician I/II/III		1	1	1	1	1
New - Human Resources Technician I/II/III				1	0	0
		5	5	6	5	5
AUDITOR-CONTROLLER						
Auditor/Controller	20040	1	1	1	1	1
Assistant Auditor Controller OR		1	1	1	1	1
Chief Deputy Auditor						
Accountant OR Accountant Auditor I/II		3	3	3	3	3
Assistant Risk Mgr/Occupational Safety & Health Spec.		0	0	0	0	0
Accountant Auditor/Liability Risk Analyst		0	0	0	0	0
Accountant/Workers Compensation Analyst		0	0	0	0	0
Payroll Specialist I/II		1	1	1	1	1
Fiscal and Technical Services Assistant I/II/III		0	1	1	1	1
Fiscal Support Coordinator OR		0	0	0	0	0
Auditor Accounting Technician OR						
Auditor Accounting Clerk I/II						
		6	7	7	7	7
TREASURER-TAX COLLECTOR						
Treasurer/Tax Collector	20050	1	1	1	1	1
Assistant Treasurer/Tax Collector		1	1	1	1	1
Collections Officer I/II		0	0	0	0	0
Accounting Technician		0	0	0	0	0
Treasurer/Tax Technician		0	0	0	0	0
Treasurer/Tax Collections Officer I/II OR		3	3	3	3	3
Treasurer/Tax Specialist I/II						
		5	5	5	5	5
ASSESSOR						
Assessor	20060	1	1	1	1	1
Chief Appraiser		1	1	1	1	1
Auditor/Appraiser I/II/III OR		0	0	0	0	0
Assistant County Assessor						
Appraiser I/II/III OR		3	3	3	3	3
Appraisal Assistant						
Department Fiscal Officer I/II OR		1	1	1	1	1
Assessor's Officer Manager						
GIS Technician		0	0	0	0	0
Cadastral Drafting Specialist		1	1	1	1	1
Property Tax Assessment Technician OR		1	1	1	1	1
Property Tax Assessment Specialist I/II						
		6	8	8	8	8
COUNTY COUNSEL						
County Counsel	20080	1	1	1	1	1
Assistant Co-Counsel OR		2	2	2	2	2
Deputy County Counsel I/II/III						
Paralegal I/II/III OR		1	1	1	1	1
Management Analyst I/II						
		4	4	4	4	4

POSITION ALLOCATION

ELECTIONS-COUNTY CLERK	20100					
Clerk/Recorder		0.4479	0.4479	0.4479	0.4479	0.4479
Assistant County Clerk/Recorder		0.4479	0.4479	0.4479	0.4479	0.4479
Elections Specialist		0	0	0	0	0
Elections Coordinator		0.75	0.75	0.75	0.75	0.75
Deputy Clerk/Recorder I/II OR		1	1	1	1	1
Elections Services Assistant I/II						
		2.6458	2.6458	2.6458	2.6458	2.6458
DEPARTMENT OF FACILITY SERVICES	20120					
Director of Facility Services		0.83	0.83	0.83	0.83	0.83
Department Fiscal Officer I/II		1	1	1	1	1
Building & Grounds Maintenance Supervisor I/II		1	1	1	1	1
Building & Grounds Maintenance Technician		1	1	1	1	1
Building & Grounds Maintenance Worker I/II/III		4	4	4	4	4
Fiscal & Technical Services Asst. I/II/III		0	0	0	0	0
Administrative Assistant I/II		0	0	0	0	0
		7.83	7.83	7.83	7.83	7.83
PARKS SERVICES	20756					
Building & Grounds Maintenance Worker I/II/III		1	1	1	1	1
		1	1	1	1	1
FAIR	20190					
County Fair/Event Ctr Manager		1	1	1	1	1
Fair Fiscal Coordinator I/II		0	0	0	0	0
Department Fiscal Officer I/II		0	0	0	0	0
Building & Grounds Maintenance Supervisor I/II		1	1	1	1	1
Building & Grounds Maintenance Worker I/II/III		0	0	0	0	0
		2	2	2	2	2
ENGINEERING-PUBLIC WORKS	20210					
Senior Engineering Technician OR		1	1	1	1	1
Engineering Technician I/II						
Management Analyst I/II		1	1	1	1	1
Fiscal & Technical Service Assistant I/II/III		0	0	0	0	0
Recording Secretary		0	0	0	0	0
		2	2	2	2	2
INFORMATION TECHNOLOGY	20220					
Director of Information Technology		1	1	1	1	1
Systems Analyst I/II		1	1	1	1	1
Office Automation Analyst		0	0	0	0	0
SAAS Systems Administrator		1	1	1	1	1
Programmer Analyst		0	0	0	0	0
Network / EDR Administrator		1	1	1	1	1
Office Automation Specialist		0	0	0	0	0
Telecommunications Technician		0	0	2	0	0
		4	4	6	4	4
RECORDS MANAGEMENT	20469					
Clerk/Recorder		0.1042	0.1042	0.1042	0.1042	0.1042
Asst. County Clerk/Recorder		0.1042	0.1042	0.1042	0.1042	0.1042
		0.2084	0.2084	0.2084	0.2084	0.2084
RECORDS MODERNIZATION	22411					
Clerk/Recorder		0.02	0.02	0.02	0.02	0.02
Asst. County Clerk/Recorder		0.02	0.02	0.02	0.02	0.02
		0.04	0.04	0.04	0.04	0.04
GENERAL TOTALS		57.7242	58.7242	62.7242	59.7242	59.7242
PUBLIC PROTECTION						
CHILD SUPPORT SERVICES	70280					
Director of Child Support Services		1	1	1	1	1
Deputy Child Support Attorney I/II		0	0	0	0	0
Assistant Director of Child Support Services OR		1	1	1	1	1
Community Outreach Coordinator						
Department Fiscal Officer I/II OR		0	0	0	0	0
Child Support Accounting Specialist						
Supervising Child Support Specialist		0	0	0	0	0
Program Training Compliance Analyst		0	0	0	0	0
Child Support Specialist I/II/III OR		4	4	4	4	4
Child Support Assistant I/II/III						
Child Support Services Legal Clerk I/II/III		0	0	0	0	0
Administrative Assistant I/II		0	0	0	0	0
Fiscal and Technical Services Assistant I/II/III		0	0	0	0	0
Office Assistant I/II/III		0	0	0	0	0
		6	6	6	6	6

POSITION ALLOCATION

ANIMAL CONTROL	20428					
Animal Control Supervisor		1	1	1	1	1
Animal Control Officer I/II		1	2	2	2	2
		2	3	3	3	3
DISTRICT ATTORNEY/CRIMINAL	70301					
District Attorney		1	1	1	1	1
Sr. DA Investigator		0	0	0	0	0
District Attorney Investigator		0	0	0	0	0
Assistant District Attorney OR		2	2	2	2	2
Deputy District Attorney I/II/III						
Family Violence Officer		0	0	0	0	0
Department Fiscal Officer I/II OR		0.6	0.8	0.8	0.8	0.8
Grant Compliance Officer						
District Attorney Administrator/Asst. Public Admin OR		3	3	3	3	3
Paralegal I/II/III OR						
Legal Services Assistant I/II OR						
Legal Secretary-Trainee/Legal Secretary/Legal Secretary-Senior						
Investigative Assistant OR		2	2	2	2	2
Investigation Specialist						
		8.6	8.8	8.8	8.8	8.8
DISTRICT ATTORNEY/OCJP-ADA	70302					
		0	0	0	0	0
		0	0	0	0	0
DA-DIVERSION (formerly 70303)	70308					
Community Care Case Manager		1	1	1	1	1
		1	1	1	1	1
DA/SRVP GRANT	70306					
		0	0	0	0	0
		0	0	0	0	0
DA/SLESF (formerly 70307)	70309					
Alternative Sentencing Manager		1	1	1	1	1
Community Care Case Manager		2	2	2	2	2
		3	3	3	3	3
PUBLIC ADMINISTRATOR-D.A.	20432					
Department Fiscal Officer I/II OR		0.4	0.2	0.2	0.2	0.2
Grant Compliance Officer						
		0.4	0.2	0.2	0.2	0.2
INTENSIVE DRUG OCJP-PROB.	20370					
		0	0	0	0	0
		0	0	0	0	0
PROBATION	20400					
Chief Probation Officer		1	1	1	1	1
Supervising Deputy Probation Officer		1	1	1	1	1
Department Fiscal Officer I/II		1	1	1	1	1
Management Analyst I/II		1	1	1	1	1
Deputy Probation Officer I/II/III		6	6	6	5	5
Report Writer		0	0	0	0	0
Probation Program Coordinator/Admin. Asst.		0	0	0	0	0
Detention Coordinator		0	0	0	0	0
Probation Assistant		4	3	3	2	2
Legal Services Assistant I/II OR		2	3	3	3	3
Administrative Assistant I/II OR						
Office Assistant I/II/III						
		16	16	16	14	14
PROBATION INTENSIVE SUPERVISION	20402					
		0	0	0	0	0
		0	0	0	0	0
PROBATION OFFENDER TREATMENT RECOVERY/ACT	20403					
		0	0	0	0	0
		0	0	0	0	0
PROBATION PRETRIAL	20405					
Deputy Probation Officer I/II/III		1	1	1	1	1
		1	1	1	1	1
PROBATION- GRANT -ADULT HIGH RISK	20409					
Management Analyst I/II		0	0	0	0	0
Probation Assistant		0	0	0	0	0
		0	0	0	0	0
PROBATION YOUTH OFFENDER BLOCK GRANT	20415					
Management Analyst I/II		0	0	0	0	0
Fiscal Officer I/II		0	0	0	0	0
Probation Assistant		0	0	0	0	0
		0	0	0	0	0

POSITION ALLOCATION

PROBATION - AB109	20418					
Probation Officer I/II/III		0	0	0	0	0
		0	0	0	0	0
VICTIM WITNESS - Probation	20420					
Victim/Witness Coordinator		1	1	1	1	1
Victim/Witness Advocate		2	2	2	2	2
		3	3	3	3	3
PUB. GUARDIAN/CONS./SOCIAL SERVE.	20430					
Chief Deputy Public Guardian/Conservator		1	1	1	1	1
Deputy Public Guardian/Conservator I/II		0.5	0.5	0.5	0	0.5
		1.5	1.5	1.5	1	1.5
SHERIFF	70330					
Sheriff/Coroner		1	1	1	1	1
Undersheriff		1	1	1	1	1
Patrol Commander		1	1	1	1	1
Sheriff Investigator Sergeant / Code Compliance Supervisor		1	1	1	1	1
Sheriff's Special Operations Sergeant		1	1	1	1	1
Jail Commander		1	1	1	1	1
Sheriff's Sergeant		6	5	5	5	5
Sheriff's Investigator / Cannabis Code Compliance		1	1	1	1	1
Sheriff's Investigator		2	2	2	2	2
Deputy Sheriff II Communications Equipment Coordinator		1	1	1	1	1
Deputy Sheriff I/II		14	15	15	15	15
Sheriff Fiscal Officer I/II		1	2	2	2	2
Communications Supervisor		1	1	1	1	1
Sheriff's Office Manager		0	1	1	1	1
Crime Analyst		0	0	0	0	0
Sheriff Emergency Services & Training Coordinator		0	0	0	0	0
Sheriff's Dispatcher I/II		8	8	8	8	8
Sheriff Services Assistant I/II		3	3	3	3	3
		43	45	45	45	45
SHERIFF - AB 109	70362					
Correctional Officer I/II		2	2	2	2	2
Deputy Sheriff I/II		2	2	2	2	2
		4	4	4	4	4
JAIL	70380					
Jail Commander		0	0	0	0	0
Correctional Sergeant		5	5	5	5	5
Correctional Officer I/II		15	15	15	15	15
		20	20	20	20	20
JAIL - SB 678	70388					
Correctional Officer I/II		0	0	0	0	0
Deputy Sheriff I/II		0	0	0	0	0
		0	0	0	0	0
COURT SECURITY	70387					
Correctional Officer I/II		1	1	1	1	1
Deputy Sheriff II		1	1	1	1	1
Deputy Sheriff Sergeant		1	1	1	1	1
		3	3	3	3	3
AGRICULTURAL COMMISSIONER	20425					
Agricultural Commissioner/Sealer of Weights & Measures		1	1	1	1	1
Deputy Agricultural Commissioner/Sealer of Weights & Measures OR		2	2	3	3	3
Agricultural Weights & Measures Inspector I/II/III OR						
Agricultural Weights & Measures Technician I/II/III						
Administrative Assistant I/II OR		1	1	1	1	1
Agricultural & Standards Management Analyst I/II						
New-AG Inspector I/II				1	0	0
		4	4	6	5	5
CLERK-RECORDER	20460					
County Clerk - Recorder		0.4279	0.4279	0.4279	0.4279	0.4279
Assistant County Clerk/Recorder		0.4279	0.4279	0.4279	0.4279	0.4279
Supervising Deputy Recorder		0	0	0	0	0
Elections Specialist		0	0	0	0	0
Elections Coordinator		0.25	0.25	0.25	0.25	0.25
Lead Deputy Clerk/Recorder OR		2	2	2	2	2
Deputy Clerk/Recorder I/II						
		3.1058	3.1058	3.1058	3.1058	3.1058
OFFICE OF EMERGENCY SERVICES	20470					
Director of Risk Management & Safety		0	0	0	0	0
Plumas County Office of Emergency Svcs - OES Mgr.		0	1	1	1	1
		0	1	1	1	1

POSITION ALLOCATION

BUILDING DEPARTMENT	20426					
Director of Building Services		1	1	1	1	1
Assistant Building Official		0	0	0	0	0
Project Manager		0	0	0	0	0
Senior Building Plancheck/Inspector OR		0	1	1	1	1
Building Plancheck/Inspector OR						
Plans Examiner I/II						
Senior Building Inspector OR		3	2	3	2	2
Building Inspector I/II						
Senior Permit Technician OR		2	3	3	2	2
Permit Technician						
Department Fiscal Officer I/II		0.5	0.5	0.7	0.35	0.35
Administrative Assistant I/II		1	1	1	1	1
		7.5	8.5	9.7	7.35	7.35
PLANNING DEPARTMENT	20490					
Planning Director		1	1	1	1	1
Assistant Planning Director		1	1	1	1	1
Senior Planner OR		2	2	2	2	2
Associate Planner OR						
Assistant Planner						
Executive Assistant - Planning		0	0	1	1	1
Department Fiscal Officer I/II		0.4	0.4	1.4	0.5	0.5
Administrative Assistant I/II		0	0	0	0	0
		4.4	4.4	6.4	5.5	5.5
CODE ENFORCEMENT	20450					
ChiefCode Enforcement Officer		1	1	1	1	1
Code Enforcement Officer		1	1	1	1	1
Department Fiscal Officer I/II		0.4	0	0	0.1	0.1
		2	2	2	2.1	2.1
GIS DEPARTMENT	20510					
Geographic Information Systems Coordinator		1	1	1	1	1
Geographic Information System Planner I/II OR		0	0	0	0	0
Planning Technician						
Department Fiscal Officer I/II		0.1	0.1	0.6	0.05	0.05
		1.1	1.1	1.6	1.05	1.05
PUBLIC PROTECTION TOTALS		134.6058	139.6058	145.3058	138.1058	138.6058
PUBLIC WAYS AND FACILITIES						
PUBLIC WORKS DEPARTMENT	20521					
Director of Public Works		1	1	1	1	1
Assistant Director of Public Works		1	1	1	1	1
Deputy Director of Public Works		1	1	1	1	1
Associate Engineer OR		3	3	3	3	3
Solid Waste Program Manager/Associate Engineer OR						
Assistant Engineer OR						
Engineering Technician I/II						
Senior Engineering Technician		0	1	1	1	1
Equipment Maintenance Supervisor		1	1	1	1	1
Principal Transportation Planner		1	1	1	1	1
Public Works Administrative Services Officer		1	1	1	1	1
Public Works Fiscal Off/Adm Serv.Manager		0	0	0	0	0
Lead Power Equipment Mechanic		1	1	1	1	1
Public Works Maintenance Supervisor		6	6	6	6	6
Power Equipment Mechanic I/II OR		6	6	6	6	6
Mechanic/Shop Technician						
Equipment Service Worker		1	1	1	1	1
Public Works Maintenance Leadworker		6	6	6	6	6
Welder		1	1	1	1	1
Public Works Maintenance Worker I/II/III		24	24	24	24	24
Fiscal & Technical Services Assistant I/II/III		2	2	2	2	2
Engineering Aide		0	0	0	0	0
		56	57	57	57	57
FLOOD CONTROL PROGRAM	26103					
General Manager		0	0	0	0	0
		0	0	0	0	0

POSITION ALLOCATION

AIRPORTS (A Division of Facility Services)	20891					
Director of Facility Services		0.17	0.17	0.17	0.17	0.17
Airport Manager		1.625	1.625	1.625	1.625	1.625
Project Manager		0	0	0	0	0
Geographic Information System Planner II		0	0	0	0	0
		1.795	1.795	1.795	1.795	1.795
PUBLIC WAYS AND FACILITIES TOTALS		57.795	58.795	58.795	58.795	58.795
PUBLIC ASSISTANCE						
VETERANS' SERVICE (A Division of Public Health)	20640					
Division Director Veterans Service Officer		1	1	1	1	1
Veterans Service Representative I/II OR		1.5	1.5	1.5	1.5	1.5
Administrative Assistant I/II						
		2.5	2.5	2.5	2.5	2.5
SENIOR SERVICES (A Division of Public Health)	20480 & 20830					
Senior Services Division Director		1	1	1	1	1
Office Supervisor		0	0	0	0	0
Department Fiscal Officer I/II OR		0	0	0	0	0
Grant Compliance Officer						
Office Assistant I/II/III		0	1	1	1	1
Driver I/II/III		2.8	2.8	2.8	2.8	2.8
Site Manager		2.75	2.75	2.75	2.75	2.75
Head Cook		2.625	2.625	2.625	2.625	2.625
Assistant Cook		2.125	2.125	2.125	2.125	2.125
		11.3	12.3	12.3	12.3	12.3
SOCIAL SERVICES	70590					
Social Services Director/Pub. Guardian/Pub. Conservator		1	1	1	1	1
Deputy Director/SS Program Manager		1	1	1	1	1
Staff Services Manager		1	1	1	1	1
Childrens Services Coordinator		0	0	0	0	0
Program Manager I/II		1	1	1	1	1
Social Services Supervisor I/II		2	2	2	2	2
Welfare Fraud Investigator I/II		1	1	1	1	1
Employment and Training Supervisor		1	1	1	1	1
Systems Support Analyst		0	0	0	0	0
Staff Services Analyst I/II		2	2	2	2	2
Senior Social Worker A/B		2	2	2	2	2
Social Worker I/II/III		7	7	7	7	7
Eligibility Specialist Supervisor		1	1	1	1	1
Employment and Training Worker I/II/III		3	3	3	3	3
Legal Services Assistant I/II		0	0	0	0	0
Information Systems Technician		1	1	1	1	1
Office Supervisor		2	2	2	2	2
Eligibility Specialist I/II/III		8	8	8	8	8
Social Services Aide		2	2	2	2	2
Staff Services Specialist		1	1	1	1	1
Fiscal and Technical Services Assistant I/II/III		2	2	2	2	2
Office Assistant I/II/III		2	2	2	2	2
		41	41	41	41	41
PUBLIC ASSISTANCE TOTALS		54.8	55.8	55.8	55.8	55.8
HEALTH AND SANITATION						
ENVIRONMENTAL HEALTH	20550					
Environmental Health Director		1	1	1	1	1
Senior Environmental Health Specialist		0	0	0	0	0
Environmental Health Specialist I/II/III OR		4	4	5	4	4
Hazardous Materials Specialist I/II/III						
Environmental Health Technician I/II		2	2	2	2	2
Environmental Health Aide		0	0	0	0	0
Administrative Assistant I/II		0	0	0	0	0
Office Assistant I/II/III		0	0	0	0	0
		7	7	8	7	7
PUBLIC HEALTH-STATE AID	70559					
Public Health Program Division Chief		0.025	0.025	0.025	0.025	0.025
Health Education Coordinator I/II OR		0.42	0.55	0.55	0.55	0.55
Health Education Specialist OR						
Community Outreach Coordinator						
Public Health Nurse I/II/III OR		0.13	0	0	0	0
Registered Nurse I/II OR						
Licensed Vocational Nurse I/II						
HIV Specialty Clinic Therapist		0	0	0	0	0

POSITION ALLOCATION

PUBLIC HEALTH-STATE AID - continued						
Department Fiscal Officer I/II OR		0.11	0.11	0.11	0.11	0.11
Management Analyst I/II OR						
Grant Compliance Officer OR						
PH Administrative Services Officer						
		0.685	0.685	0.685	0.685	0.685
PUBLIC HEALTH	70560					
Public Health Director		1	1	1	1	1
Assistant Public Health Director		1	1	1	1	1
Director of Nursing		0.69	0.69	0.69	0.69	0.69
Public Health Program Division Chief		0.975	0.975	0.975	1.875	1.875
Physicians Assistant OR		1	1	1	1	1
Nurse Practitioner						
Public Health Nurse I/II/III OR		6.07	8.07	8.07	8.07	8.07
Registered Nurse I/II OR						
Licensed Vocational Nurse I/II						
Registered Dental Assistant I/II		0.75	0	0	0	0
HIV Specialty Clinic Therapist		0	0	0	0	0
Health Education Coordinator I/II OR		11.33	12.025	12.025	12.025	12.025
Health Education Specialist OR						
Community Outreach Coordinator						
Epidemiologist		1	1	1	1	1
Public Health Database Analyst		1	2	2	2	2
Public Health Emergency Preparedness Coordinator		1	0.8	0.8	0.8	0.8
Mentoring Coordinator		0	0	0	0	0
Department Fiscal Officer I/II OR		3.73	3.89	3.89	3.89	3.89
Management Analyst I/II OR						
Grant Compliance Officer OR						
PH Administrative Services Officer						
Office Supervisor		0.825	1	1	1	1
Administrative Assistant I/II OR		2.75	2.75	2.75	3.75	3.75
Office Assistant I/II/III OR						
Fiscal and Technical Services Assistant I/II/III						
		33.12	36.2	36.2	38.1	38.1
CDC BASE/PAN FLUE	70561					
Director of Nursing		0.18	0.18	0.18	0.18	0.18
Assistant Public Health Director		0	0	0	0	0
Public Health Program Division Chief		0	0	0	0.1	0.1
Public Health Nurse I/II/III OR		0	0	0	0	0
Registered Nurse I/II OR						
Licensed Vocational Nurse I/II						
Health Education Coordinator I/II OR		0.35	0.35	0.35	0.35	0.35
Health Education Specialist OR						
Community Outreach Coordinator						
Public Health Emergency Preparedness Coordinator		0	0.1	0.1	0.1	0.1
Department Fiscal Officer I/II OR		0.08	0	0	0	0
Grant Compliance Officer OR						
Management Analyst I/II OR						
PH Administrative Services Officer						
		0.61	0.63	0.63	0.73	0.73
CHILDREN AND FAMILIES COMMISSION	70562					
Grants Compliance Officer		0	0	0	0	0
Administrative Assistant I/II		0	0	0	0	0
Family Care Coordinator (contracted)		0.5	0.5	0.5	0.5	0.5
Executive Director (contracted)		1	1	1	1	1
		1.5	1.5	1.5	1.5	1.5
HPP 70566	70566					
Director of Nursing		0.13	0.13	0.13	0.13	0.13
Assistant Public Health Director		0	0	0	0	0
Public Health Nurse I/II/III OR		0	0	0	0	0
Registered Nurse I/II OR						
Licensed Vocational Nurse I/II						
Health Education Coordinator I/II OR		0.4	0.4	0.4	0.4	0.4
Health Education Specialist OR						
Community Outreach Coordinator						
Public Health Emergency Preparedness Coordinator		0	0.1	0.1	0.1	0.1
Department Fiscal Officer I/II OR		0.08	0	0	0	0
Grant Compliance Officer OR						
Management Analyst I/II OR						
PH Administrative Services Officer						
		0.61	0.63	0.63	0.63	0.63

POSITION ALLOCATION

BEHAVIORAL HEALTH	70570					
Behavioral Health Director		1	1	1	1	1
Behavioral Health Deputy Director		0	0	0	0	0
BH Quality Improvement Compliance Manager		1	1	1	1	1
BH Unit Supervisor		1.5	1.5	1.5	1.5	1.5
BH Unit Supervisor - Nursing		1	1	1	1	1
AOD Programs Clinician - Supervisor		0	0	0	0	0
Management Analyst I/II		0.5	0.5	0.5	0.5	0.5
BH Therapist I/II OR Senior		6.2	6.2	6.2	6.2	6.2
DIC Therapist		0	0	0	0	0
BH Case Management Specialist I/II OR Senior		8.3	8.3	8.3	8.3	8.3
Psychiatrist/Medical Director		0	0	0	0	0
BH LVN I/II OR		1.75	1.75	1.75	1.75	1.75
BH RN I/II OR						
BH Psychiatric Nurse I/II OR						
BH Nurse Practitioner						
DIC LVN I/II OR		0	0	0	0	0
DIC RN I/II						
BH Administrative Services Officer		1	1	1	1	1
BH Department Fiscal Officer I/II OR		0.5	0.5	0.5	0.5	0.5
Management Analyst I/II						
BH Systems Analyst OR		2.25	2.25	2.25	2.25	2.25
Information System Technician						
Continuing Care Coordinator		1	1	1	1	1
Lead Residential Care Facility Attendant		0	0	0	0	0
Office Supervisor		1	1	1	1	1
BH Administrative Assistant I/II		1.5	1.5	1.5	1.5	1.5
BH Clinical Records Specialist		0.5	0.5	0.5	0.5	0.5
BH Supervising Site Coordinator		0	0	0	0	0
BH Site Coordinator-DIC		0	0	0	0	0
BH Site Coordinator-Quincy		0	0	0	0	0
BH Supervising Site Coordinator	70571	1	1	1	1	1
BH Site Coordinator-DIC OR		3	3	3	3	3
BH Site Coordinator-Chester OR						
BH Site Coordinator-Greenville OR						
BH Site Coordinator-Portola						
BH Support Services Coordinator		0	0	0	0	0
MHSA Coordinator		1	1	1	1	1
Management Analyst I/II		0.25	0.25	0.25	0.25	0.25
Behavioral Health Therapist I/II or Senior		2	2	2	2	2
Crisis Team BH Therapist -Senior		0	0	0	0	0
BH Case Management Specialist I/II OR Senior		3	3	3	3	3
Crisis Case Management Specialist I/II OR Senior		0	0	0	0	0
BH Support Services Tech I/II		2	2	2	2	2
BH Administrative Assistant I/II		0.5	0.5	0.5	0.5	0.5
BH Quality Assurance Coordinator		0	0	0	0	0
BH Systems Analyst OR		0.2	0.2	0.2	0.2	0.2
Information System Technician						
BH Clinical Records Specialist		0.5	0.5	0.5	0.5	0.5
Residential Care Facility Attendant		0	0	0	0	0
BH Unit Supervisor	70575	0.5	0.5	0.5	0.5	0.5
Management Analyst I/II		0.25	0.25	0.25	0.25	0.25
BH Systems Analyst OR		0.05	0.05	0.05	0.05	0.05
Information System Technician						
Behavioral Health Therapist I/II or Senior		0.55	0.55	0.55	0.55	0.55
BH Case Management Specialist I/II OR Senior		0.7	0.7	0.7	0.7	0.7
BEHAVIORAL HEALTH - Continued	70575					
BH LVN I/II OR		0.25	0.25	0.25	0.25	0.25
BH RN I/II OR						
BH Psychiatric Nurse I/II OR						
BH Nurse Practitioner						
BH Unit Supervisor	70578	0	0	0	0	0
BH AOD Administrator	70580	1	1	1	1	1
Behavioral Health Therapist I/II or Senior		0.25	0.25	0.25	2.25	2.25
BH Case Management Specialist I/II OR Senior		1	1	1	1	1
BH Department Fiscal Officer I/II OR		0.5	0.5	0.5	0.5	0.5
Management Analyst I/II						
BH Systems Analyst OR		0.5	0.5	0.5	0.5	0.5
Information System Technician						
MHSA Coordinator		0	0	0	0	0
BH Administrative Assistant I/II		0	0	0	0	0

POSITION ALLOCATION

Continuing Care Coordinator	70574	0	0	0	0	0
Sierra House Residential Care Facility Supervisor		0	0	0	0	0
Lead Residential Care Facility Attendant		0	0	0	0	0
Residential Care Facility Attendant		0	0	0	0	0
		48	48	48	50	50
HEALTH AND SANITATION TOTALS		91.525	94.645	95.645	98.645	98.645
EDUCATION						
LIBRARY	20670					
County Librarian		0.5	0.5	0.5	0.5	0.5
Librarian		0.5	0	0	0	0
Fiscal & Technical Services Asst. I/II/III		1	1	1	1	1
Branch Library Assistant I/II		1.726	1.726	1.726	1.726	1.726
Library Technician OR		1	2.5	2.5	2.5	2.5
Library Aide						
		4.726	5.726	5.726	5.726	5.726
LITERACY	20675					
County Librarian		0.5	0.5	0.5	0.5	0.5
Librarian		0.5	0	0	0	0
Lib./Literacy Program Coordinator		0	0	0	0	0
Lib./Literacy Program Assistant I/II		0.95	1.45	1.45	1.45	1.45
Library Literacy Clerk		0	0	0	0	0
		1.95	1.95	1.95	1.95	1.95
SIERRA COUNTY LITERACY	20678					
Literacy Program Coordinator		0	0	0	0	0
Literacy Program Assistant		0	0	0	0	0
		0	0	0	0	0
FARM ADVISOR	20680					
Administrative Assistant I/II		1	1	1	1	1
4H Program Asst.		0	0	0	0	0
Office Assistant I/II/III		0	0	0	0	0
		1	1	1	1	1
EDUCATION TOTALS		7.676	8.676	8.676	8.676	8.676
RECREATION AND CULTURE						
MUSEUM	20780					
Museum Director		1	1	1	1	1
Assistant Museum Director OR		1	1	1	1	1
Museum Registrar						
		2	2	2	2	2
RECREATION AND CULTURE TOTALS		2	2	2	2	2
GRAND TOTALS:						
		406.126	418.246	428.946	421.746	422.246

PAY SCHEDULES

County of Plumas Pay Schedule

Effective as of 07/09/2024 per Board of Supervisors Resolution Number 2024-8931; revised as of 06/30/2024 per Ordinance Number 22-1142 and Resolution Number 2024-8930, and 07/14/2024 per Resolution Number 2024-8925 and adopted by the Board as of 08/13/2024 per Resolution Number 2024-8940

CONFIDENTIAL EMPLOYEE UNIT

Job Title	HOURLY RATE									
	STEP 1	STEP 2	STEP 3	STEP 4	STEP 5	L1	L2	L3	L4	L5
ACCOUNTANT	\$21.17	\$22.23	\$23.35	\$24.52	\$25.75	\$27.05	\$28.41	\$29.83	\$31.33	\$32.90
ACCOUNTANT AUDITOR 1	\$23.93	\$25.13	\$26.39	\$27.72	\$29.11	\$30.56	\$32.09	\$33.71	\$35.38	\$37.17
ACCOUNTANT AUDITOR 2	\$26.37	\$27.69	\$29.09	\$30.54	\$32.07	\$33.69	\$35.36	\$37.13	\$39.01	\$40.95
ASSISTANT AUDITOR/CONTROLLER	\$30.51	\$32.03	\$33.64	\$35.33	\$37.10	\$38.98	\$40.92	\$42.97	\$45.12	\$47.38
ASST RISK MGR/OCC SAFETY & HEALTH SPEC	\$28.55	\$29.98	\$31.47	\$33.05	\$34.72	\$36.45	\$38.28	\$40.21	\$42.20	\$44.32
CHIEF DEPUTY AUDITOR	\$29.10	\$30.55	\$32.08	\$33.70	\$35.37	\$37.16	\$39.03	\$40.97	\$43.04	\$45.20
CLERK OF THE BOARD	\$28.03	\$29.44	\$30.91	\$32.45	\$34.07	\$35.78	\$37.57	\$39.45	\$41.42	\$43.50
DEPUTY COUNTY COUNSEL 1	\$38.24	\$40.15	\$42.17	\$44.29	\$46.50	\$48.82	\$51.27	\$53.83	\$56.52	\$59.35
DEPUTY COUNTY COUNSEL 2	\$42.63	\$44.76	\$47.00	\$49.35	\$51.82	\$54.41	\$57.13	\$59.99	\$62.99	\$66.13
DEPUTY COUNTY COUNSEL 3	\$47.95	\$50.35	\$52.87	\$55.51	\$58.29	\$61.20	\$64.27	\$67.48	\$70.85	\$74.39
FISCAL SUPPORT COORDINATOR	\$19.94	\$20.95	\$21.99	\$23.10	\$24.27	\$25.48	\$26.76	\$28.12	\$29.53	\$31.00
HR PAYROLL SPECIALIST 1	\$23.08	\$24.24	\$25.47	\$26.74	\$28.09	\$29.50	\$30.96	\$32.53	\$34.16	\$35.88
HR PAYROLL SPECIALIST 2	\$25.45	\$26.73	\$28.08	\$29.49	\$30.95	\$32.52	\$34.15	\$35.87	\$37.66	\$39.56
HUMAN RESOURCES ANALYST 1	\$23.92	\$25.12	\$26.38	\$27.71	\$29.10	\$30.55	\$32.08	\$33.70	\$35.37	\$37.16
HUMAN RESOURCES ANALYST 2	\$26.37	\$27.69	\$29.09	\$30.54	\$32.07	\$33.69	\$35.36	\$37.13	\$39.01	\$40.95
HUMAN RESOURCES TECHNICIAN 1	\$18.54	\$19.47	\$20.45	\$21.47	\$22.55	\$23.67	\$24.86	\$26.12	\$27.42	\$28.79
HUMAN RESOURCES TECHNICIAN 2	\$20.45	\$21.47	\$22.55	\$23.67	\$24.86	\$26.12	\$27.42	\$28.79	\$30.25	\$31.77
HUMAN RESOURCES TECHNICIAN 3	\$21.69	\$22.77	\$23.91	\$25.11	\$26.37	\$27.69	\$29.09	\$30.54	\$32.07	\$33.69
LEAD FISCAL & TECH SERV ASST	\$17.68	\$18.57	\$19.50	\$20.48	\$21.52	\$22.59	\$23.72	\$24.91	\$26.16	\$27.48
MANAGEMENT ANALYST 1	\$23.92	\$25.12	\$26.38	\$27.71	\$29.10	\$30.55	\$32.08	\$33.70	\$35.37	\$37.16
MANAGEMENT ANALYST 2	\$26.37	\$27.69	\$29.09	\$30.54	\$32.07	\$33.69	\$35.36	\$37.13	\$39.01	\$40.95
NETWORK/EDR ADMINISTRATOR	\$29.31	\$30.79	\$32.33	\$33.96	\$35.66	\$37.45	\$39.33	\$41.29	\$43.35	\$45.52
OFFICE OF EMERGENCY SERVICES-OES MGR.	\$29.15	\$30.61	\$32.14	\$33.75	\$35.45	\$37.23	\$39.09	\$41.04	\$43.10	\$45.26
PARALEGAL 1	\$23.08	\$24.24	\$25.47	\$26.74	\$28.09	\$29.50	\$30.96	\$32.53	\$34.16	\$35.88
PARALEGAL 2	\$25.45	\$26.73	\$28.08	\$29.49	\$30.95	\$32.52	\$34.15	\$35.87	\$37.66	\$39.56
PARALEGAL 3	\$29.17	\$30.64	\$32.17	\$33.79	\$35.49	\$37.27	\$39.14	\$41.11	\$43.16	\$45.33
PAYROLL SPECIALIST 1	\$23.08	\$24.24	\$25.47	\$26.74	\$28.09	\$29.50	\$30.96	\$32.53	\$34.16	\$35.88
PAYROLL SPECIALIST 2	\$25.45	\$26.73	\$28.08	\$29.49	\$30.95	\$32.52	\$34.15	\$35.87	\$37.66	\$39.56
SAAS SYSTEMS ADMINISTRATOR	\$31.57	\$33.15	\$34.81	\$36.56	\$38.39	\$40.31	\$42.33	\$44.45	\$46.67	\$49.00
SYSTEMS ANALYST 1	\$27.72	\$29.11	\$30.56	\$32.09	\$33.71	\$35.38	\$37.17	\$39.05	\$40.99	\$43.06
SYSTEMS ANALYST 2	\$30.51	\$32.03	\$33.64	\$35.33	\$37.10	\$38.98	\$40.92	\$42.97	\$45.12	\$47.38

PAY SCHEDULES

County of Plumas
Pay Schedule

Effective as of 07/09/2024 per Board of Supervisors Resolution Number 2024-8931; revised as of 06/30/2024 per Ordinance Number 22-1142 and Resolution Number 2024-8930, and 07/14/2024 per Resolution Number 2024-8925 and adopted by the Board as of 08/13/2024 per Resolution Number 2024-8940

CONTRACT EMPLOYEES

Job Title	HOURLY RATE									
	STEP 1	STEP 2	STEP 3	STEP 4	STEP 5	L1	L2	L3	L4	L5
AIRPORT MANAGER	\$22.03	\$23.14	\$24.29	\$25.51	\$26.78	\$28.12	\$29.53	\$31.00	\$32.55	\$34.18
ASSISTANT COUNTY COUNSEL	\$55.44	\$58.21	\$61.12	\$64.18	\$67.39	\$70.76	\$74.29	\$78.01	\$81.91	\$86.01
BH DEPUTY DIRECTOR	\$45.00	\$47.25	\$49.62	\$52.11	\$54.72	\$57.46	\$60.34	\$63.36	\$66.53	\$69.86
GRANT MANAGER	\$35.00	\$36.77	\$38.60	\$40.54	\$42.57	\$44.70	\$46.93	\$49.28	\$51.74	\$54.33

PAY SCHEDULES

County of Plumas Pay Schedule

Effective as of 07/09/2024 per Board of Supervisors Resolution Number 2024-8931; revised as of 06/30/2024 per Ordinance Number 22-1142 and Resolution Number 2024-8930, and 07/14/2024 per Resolution Number 2024-8925 and adopted by the Board as of 08/13/2024 per Resolution Number 2024-8940

DEPARTMENT HEADS

Job Title	HOURLY RATE									
	STEP 1	STEP 2	STEP 3	STEP 4	STEP 5	L1	L2	L3	L4	L5
AG COMM/SEALER OF WTS & MEAS	\$48.00	\$50.40	\$52.92	\$55.57	\$58.34	\$61.26	\$64.32	\$67.54	\$70.92	\$74.46
ALCOHOL & DRUG ADMINISTRATOR	\$36.06	\$37.87	\$39.77	\$41.76	\$43.85	\$46.05	\$48.36	\$50.78	\$53.32	\$55.99
BEHAVIORAL HEALTH DIRECTOR	\$58.00	\$60.90	\$63.95	\$67.14	\$70.50	\$74.02	\$77.73	\$81.61	\$85.69	\$89.98
CHIEF PROBATION OFFICER	\$45.00	\$47.25	\$49.61	\$52.09	\$54.70	\$57.43	\$60.30	\$63.32	\$66.49	\$69.81
COUNTY ADMINISTRATIVE OFFICER	\$75.00	\$78.75	\$82.69	\$86.82	\$91.16	\$95.72	\$100.51	\$105.53	\$110.81	\$116.35
COUNTY COUNSEL	\$70.71	\$74.25	\$77.96	\$81.86	\$85.95	\$90.25	\$94.76	\$99.50	\$104.47	\$109.69
COUNTY FAIR MANAGER	\$42.00	\$44.10	\$46.31	\$48.62	\$51.05	\$53.60	\$56.28	\$59.10	\$62.05	\$65.16
COUNTY LIBRARIAN	\$38.00	\$39.90	\$41.90	\$43.99	\$46.19	\$48.50	\$50.92	\$53.47	\$56.14	\$58.95
DIRECTOR OF BUILDING SERVICES	\$47.00	\$49.35	\$51.82	\$54.41	\$57.13	\$59.99	\$62.98	\$66.13	\$69.44	\$72.91
DIRECTOR OF CHILD SUPPORT SVCS	\$42.00	\$44.10	\$46.31	\$48.62	\$51.05	\$53.60	\$56.28	\$59.10	\$62.05	\$65.16
DIRECTOR OF FACILITY SERVICES	\$40.00	\$42.00	\$44.10	\$46.31	\$48.62	\$51.05	\$53.60	\$56.28	\$59.10	\$62.05
DIRECTOR OF INFO TECHNOLOGIES	\$48.00	\$50.40	\$52.92	\$55.57	\$58.34	\$61.26	\$64.32	\$67.54	\$70.92	\$74.46
DIRECTOR OF PUBLIC HEALTH	\$58.00	\$60.90	\$63.95	\$67.14	\$70.50	\$74.02	\$77.73	\$81.61	\$85.69	\$89.98
DIRECTOR OF PUBLIC WORKS	\$55.00	\$57.75	\$60.64	\$63.67	\$66.85	\$70.20	\$73.71	\$77.39	\$81.26	\$85.32
DIRECTOR OF RISK MANAGEMENT AND SAFETY	\$45.00	\$47.25	\$49.61	\$52.09	\$54.70	\$57.43	\$60.30	\$63.32	\$66.49	\$69.81
ENVIRONMENTAL HEALTH DIRECTOR	\$48.00	\$50.40	\$52.92	\$55.57	\$58.34	\$61.26	\$64.32	\$67.54	\$70.92	\$74.46
HUMAN RESOURCES DIRECTOR	\$50.00	\$52.50	\$55.13	\$57.88	\$60.78	\$63.81	\$67.00	\$70.36	\$73.87	\$77.57
MUSEUM DIRECTOR	\$30.00	\$31.50	\$33.08	\$34.73	\$36.47	\$38.29	\$40.20	\$42.21	\$44.32	\$46.54
PLANNING DIRECTOR	\$55.38	\$58.15	\$61.06	\$64.11	\$67.31	\$70.68	\$74.21	\$77.93	\$81.82	\$85.91
SOCIAL SERV DIR/PUB GUARD/PC	\$50.00	\$52.50	\$55.13	\$57.88	\$60.78	\$63.81	\$67.00	\$70.36	\$73.87	\$77.57

PAY SCHEDULES

County of Plumas Pay Schedule

Effective as of 07/09/2024 per Board of Supervisors Resolution Number 2024-8931; revised as of 06/30/2024 per Ordinance Number 22-1142 and Resolution Number 2024-8930, and 07/14/2024 per Resolution Number 2024-8925 and adopted by the Board as of 08/13/2024 per Resolution Number 2024-8940

ELECTED OFFICIALS

Job Title						HOURLY RATE				
	STEP 1	STEP 2	STEP 3	STEP 4	STEP 5	L1	L2	L3	L4	L5
ASSESSOR	\$46.05	\$0.00	\$0.00	\$0.00	\$0.00	\$48.37	\$50.78	\$53.32	\$55.99	\$58.78
AUDITOR/CONTROLLER	\$47.55	\$0.00	\$0.00	\$0.00	\$0.00	\$49.94	\$52.43	\$55.06	\$57.80	\$60.70
BOARD OF SUPERVISORS-CPI 2014	\$22.08	\$0.00	\$0.00	\$0.00	\$0.00	\$23.19	\$24.35	\$25.56	\$26.84	\$28.19
BOARD OF SUPERVISORS-CPI 2018	\$24.29	\$0.00	\$0.00	\$0.00	\$0.00	\$25.51	\$26.78	\$28.12	\$29.53	\$31.00
BOARD OF SUPERVISORS-NON PERS-CPI 2022	\$30.36	\$0.00	\$0.00	\$0.00	\$0.00	\$31.87	\$33.47	\$35.14	\$36.90	\$38.74
BOARD OF SUPERVISORS-PERSABLE-CPI 2022	\$28.38	\$0.00	\$0.00	\$0.00	\$0.00	\$29.80	\$31.29	\$32.85	\$34.50	\$36.22
BOARD OF SUPERVISORS-NON PERS-CPI 2023	\$31.62	\$0.00	\$0.00	\$0.00	\$0.00	\$33.20	\$34.86	\$36.60	\$38.43	\$40.35
BOARD OF SUPERVISORS-PERSABLE-CPI 2023	\$29.56	\$0.00	\$0.00	\$0.00	\$0.00	\$31.04	\$32.59	\$34.22	\$35.93	\$37.73
BOARD OF SUPERVISORS-NON PERS-CPI 2024	\$32.83	\$0.00	\$0.00	\$0.00	\$0.00	\$34.48	\$36.20	\$38.01	\$39.91	\$41.90
BOARD OF SUPERVISORS-PERSABLE-CPI 2024	\$30.70	\$0.00	\$0.00	\$0.00	\$0.00	\$32.23	\$33.84	\$35.53	\$37.31	\$39.18
CLERK-RECORDER **	\$46.05	\$0.00	\$0.00	\$0.00	\$0.00	\$48.37	\$50.78	\$53.32	\$55.99	\$58.78
DISTRICT ATTORNEY	\$84.54	\$0.00	\$0.00	\$0.00	\$0.00	\$88.76	\$93.21	\$97.86	\$102.75	\$107.90
SHERIFF/CORONER	\$58.64	\$0.00	\$0.00	\$0.00	\$0.00	\$61.58	\$64.65	\$67.88	\$71.27	\$74.84
TREASURER/TAX COLLECTOR **	\$46.05	\$0.00	\$0.00	\$0.00	\$0.00	\$48.37	\$50.78	\$53.32	\$55.99	\$58.78

** Stipends adopted by Ordinance #07-1059 on 09/02/2007, revised as of 06/30/2024 per Ordinance #22-1142 adopted 03/01/2022

CLERK-RECORDER	\$4.27	\$0.00	\$0.00	\$0.00	\$0.00	\$4.48	\$4.71	\$4.94	\$5.19	\$5.45
TREASURER/TAX COLLECTOR	\$5.16	\$0.00	\$0.00	\$0.00	\$0.00	\$5.42	\$5.69	\$5.97	\$6.27	\$6.59

PAY SCHEDULES

County of Plumas Pay Schedule

Effective as of 07/09/2024 per Board of Supervisors Resolution Number 2024-8931; revised as of 06/30/2024 per Ordinance Number 22-1142 and Resolution Number 2024-8930, and 07/14/2024 per Resolution Number 2024-8925 and adopted by the Board as of 08/13/2024 per Resolution Number 2024-8940

OE3 PUBLIC WORKS

Job Title	HOURLY RATE											
	STEP 1	STEP 2	STEP 3	STEP 4	STEP 5	L1	L2	L3	L4	L5	L6	L7
ASSOCIATE ENGINEER	\$32.49	\$34.10	\$35.82	\$37.62	\$39.50	\$41.48	\$43.56	\$45.76	\$48.04	\$50.46	\$52.98	\$55.63
ENGINEERING AIDE	\$18.51	\$19.42	\$20.41	\$21.42	\$22.49	\$23.65	\$24.79	\$26.04	\$27.34	\$28.72	\$30.16	\$31.66
ENGINEERING TECHNICIAN 1	\$22.44	\$23.57	\$24.77	\$26.00	\$27.31	\$28.68	\$30.13	\$31.63	\$33.22	\$34.89	\$36.64	\$38.47
ENGINEERING TECHNICIAN 2	\$24.26	\$25.46	\$26.76	\$28.11	\$29.51	\$30.99	\$32.55	\$34.18	\$35.89	\$37.71	\$39.60	\$41.58
EQUIPMENT SERVICE WORKER	\$18.51	\$19.42	\$20.41	\$21.42	\$22.49	\$23.65	\$24.79	\$26.04	\$27.34	\$28.72	\$30.16	\$31.66
FISCAL/TECHNICAL SERVICES ASSISTANT 1	\$18.51	\$19.42	\$20.41	\$21.42	\$22.49	\$23.65	\$24.79	\$26.04	\$27.34	\$28.72	\$30.16	\$31.66
FISCAL/TECHNICAL SERVICES ASSISTANT 2	\$19.44	\$20.41	\$21.43	\$22.50	\$23.62	\$24.82	\$26.06	\$27.38	\$28.73	\$30.17	\$31.68	\$33.26
FISCAL/TECHNICAL SERVICES ASSISTANT 3	\$21.43	\$22.50	\$23.62	\$24.82	\$26.06	\$27.38	\$28.73	\$30.17	\$31.68	\$33.27	\$34.94	\$36.68
LEAD POWER EQUIPMENT MECHANIC	\$25.22	\$26.50	\$27.84	\$29.23	\$30.71	\$32.23	\$33.86	\$35.57	\$37.35	\$39.23	\$41.19	\$43.25
MANAGEMENT ANALYST 1	\$24.31	\$25.51	\$26.81	\$28.14	\$29.55	\$31.03	\$32.60	\$34.22	\$35.94	\$37.74	\$39.63	\$41.61
MANAGEMENT ANALYST 2	\$27.03	\$28.38	\$29.80	\$31.29	\$32.85	\$34.52	\$36.25	\$38.06	\$39.96	\$41.96	\$44.06	\$46.27
MECHANIC/SHOP TECHNICIAN	\$22.86	\$24.01	\$25.21	\$26.49	\$27.82	\$29.21	\$30.70	\$32.22	\$33.84	\$35.54	\$37.31	\$39.18
POWER EQUIPMENT MECHANIC 1	\$21.15	\$22.21	\$23.33	\$24.50	\$25.73	\$27.03	\$28.39	\$29.81	\$31.31	\$32.87	\$34.52	\$36.24
POWER EQUIPMENT MECHANIC 2	\$22.86	\$24.01	\$25.21	\$26.49	\$27.82	\$29.21	\$30.70	\$32.22	\$33.84	\$35.54	\$37.31	\$39.18
PRINCIPAL TRANSPORTATION PLANNER	\$37.61	\$39.49	\$41.47	\$43.55	\$45.75	\$48.03	\$50.45	\$52.97	\$55.63	\$58.41	\$61.32	\$64.39
PUBLIC WORKS MAINTENANCE LEADWORKER	\$22.50	\$23.62	\$24.82	\$26.06	\$27.38	\$28.73	\$30.17	\$31.68	\$33.27	\$34.92	\$36.67	\$38.51
PUBLIC WORKS MAINTENANCE WORKER 1	\$18.51	\$19.42	\$20.41	\$21.42	\$22.49	\$23.65	\$24.79	\$26.04	\$27.34	\$28.72	\$30.16	\$31.66
PUBLIC WORKS MAINTENANCE WORKER 2	\$19.44	\$20.41	\$21.43	\$22.50	\$23.62	\$24.82	\$26.06	\$27.38	\$28.73	\$30.17	\$31.68	\$33.26
PUBLIC WORKS MAINTENANCE WORKER 3	\$21.43	\$22.50	\$23.62	\$24.82	\$26.06	\$27.38	\$28.73	\$30.17	\$31.68	\$33.27	\$34.94	\$36.68
PUBLIC WORKS SENIOR ENV. PLANNER	\$32.49	\$34.10	\$35.82	\$37.62	\$39.50	\$41.48	\$43.56	\$45.76	\$48.04	\$50.46	\$52.98	\$55.63
SENIOR ENGINEERING TECHNICIAN	\$26.73	\$28.06	\$29.49	\$30.96	\$32.51	\$34.13	\$35.86	\$37.65	\$39.54	\$41.51	\$43.59	\$45.77
SOLID WASTE PROGRAM MANAGER	\$29.48	\$30.95	\$32.50	\$34.12	\$35.83	\$37.62	\$39.50	\$41.48	\$43.56	\$45.75	\$48.03	\$50.44
WELDER	\$22.20	\$23.32	\$24.48	\$25.71	\$27.02	\$28.38	\$29.79	\$31.30	\$32.86	\$34.53	\$36.25	\$38.07

PAY SCHEDULES

County of Plumas
Pay Schedule

Effective as of 07/09/2024 per Board of Supervisors Resolution Number 2024-8931; revised as of 06/30/2024 per Ordinance Number 22-1142 and Resolution Number 2024-8930, and 07/14/2024 per Resolution Number 2024-8925 and adopted by the Board as of 08/13/2024 per Resolution Number 2024-8940

OE3 PUBLIC WORKS MID-MGMT

Job Title	HOURLY RATE											
	STEP 1	STEP 2	STEP 3	STEP 4	STEP 5	L1	L2	L3	L4	L5	L6	L7
ASSISTANT DIRECTOR OF PUBLIC WORKS	\$39.48	\$41.46	\$43.54	\$45.74	\$48.02	\$50.44	\$52.96	\$55.62	\$58.38	\$61.32	\$64.39	\$67.61
DEPUTY DIRECTOR OF PUBLIC WORKS	\$39.48	\$41.46	\$43.54	\$45.74	\$48.02	\$50.44	\$52.96	\$55.62	\$58.38	\$61.32	\$64.39	\$67.61
EQUIPMENT MAINTENANCE SUPERVISOR	\$29.48	\$30.95	\$32.50	\$34.12	\$35.83	\$37.62	\$39.50	\$41.48	\$43.56	\$45.75	\$48.03	\$50.44
PUBLIC WORKS ADMIN SERVICES OFFICER	\$38.48	\$40.40	\$42.42	\$44.55	\$46.79	\$49.13	\$51.59	\$54.18	\$56.91	\$59.76	\$62.75	\$65.89
PW FISCAL OFFICER/ADMIN SERVICES MANAGER	\$33.92	\$35.63	\$37.42	\$39.29	\$41.27	\$43.34	\$45.52	\$47.79	\$50.18	\$52.70	\$55.34	\$58.11
PW ROAD MAINTENANCE SUPERVISOR	\$26.05	\$27.36	\$28.72	\$30.18	\$31.70	\$33.28	\$34.96	\$36.71	\$38.56	\$40.48	\$42.50	\$44.64

PAY SCHEDULES

County of Plumas Pay Schedule

Effective as of 07/09/2024 per Board of Supervisors Resolution Number 2024-8931; revised as of 06/30/2024 per Ordinance Number 22-1142 and Resolution Number 2024-8930, and 07/14/2024 per Resolution Number 2024-8925 and adopted by the Board as of 08/13/2024 per Resolution Number 2024-8940

OE3 GENERAL

Job Title	HOURLY RATE									
	STEP 1	STEP 2	STEP 3	STEP 4	STEP 5	L1	L2	L3	L4	L5
4-H REPRESENTATIVE	\$18.72	\$19.65	\$20.63	\$21.68	\$22.76	\$23.91	\$25.12	\$26.37	\$27.70	\$29.08
ACCOUNTANT	\$19.68	\$20.68	\$21.72	\$22.80	\$23.96	\$25.16	\$26.43	\$27.75	\$29.14	\$30.60
ACCOUNTING TECHNICIAN	\$19.32	\$20.29	\$21.31	\$22.38	\$23.49	\$24.67	\$25.90	\$27.20	\$28.56	\$29.98
ADMINISTRATIVE ASSISTANT 1	\$16.43	\$17.26	\$18.12	\$19.02	\$19.97	\$20.97	\$22.03	\$23.13	\$24.30	\$25.52
ADMINISTRATIVE ASSISTANT 2	\$18.12	\$19.02	\$19.97	\$20.97	\$22.03	\$23.13	\$24.30	\$25.52	\$26.81	\$28.14
AG & STANDARDS INSPECTOR 1	\$22.06	\$23.16	\$24.33	\$25.55	\$26.83	\$28.17	\$29.58	\$31.08	\$32.63	\$34.27
AG & STANDARDS INSPECTOR 2	\$25.65	\$26.95	\$28.29	\$29.70	\$31.20	\$32.76	\$34.41	\$36.14	\$37.95	\$39.85
AG & STANDARDS INSPECTOR 3	\$28.30	\$29.72	\$31.22	\$32.78	\$34.42	\$36.15	\$37.96	\$39.87	\$41.86	\$43.96
AG & STANDARDS TECHNICIAN 1	\$17.04	\$17.90	\$18.80	\$19.75	\$20.75	\$21.78	\$22.87	\$24.02	\$25.23	\$26.49
AG & STANDARDS TECHNICIAN 2	\$18.70	\$19.64	\$20.63	\$21.67	\$22.75	\$23.89	\$25.09	\$26.35	\$27.68	\$29.07
AG & STANDARDS TECHNICIAN 3	\$20.32	\$21.34	\$22.42	\$23.54	\$24.73	\$25.97	\$27.27	\$28.64	\$30.07	\$31.59
AG & STANDARDS MANAGEMENT ANALYST 1	\$22.84	\$23.99	\$25.20	\$26.46	\$27.78	\$29.17	\$30.64	\$32.17	\$33.79	\$35.49
AG & STANDARDS MANAGEMENT ANALYST 2	\$25.40	\$26.67	\$28.01	\$29.42	\$30.89	\$32.45	\$34.07	\$35.78	\$37.57	\$39.45
ALCOHOL & DRUG PREV COORD	\$19.83	\$20.83	\$21.87	\$22.98	\$24.14	\$25.34	\$26.62	\$27.95	\$29.35	\$30.82
ALCOHOL & DRUG THERAPIST 1	\$24.10	\$25.32	\$26.58	\$27.92	\$29.31	\$30.79	\$32.33	\$33.96	\$35.66	\$37.45
ALCOHOL & DRUG THERAPIST 2	\$26.57	\$27.91	\$29.30	\$30.78	\$32.32	\$33.94	\$35.64	\$37.43	\$39.30	\$41.28
ALTERNATIVE SENTENCING COORD	\$20.75	\$21.78	\$22.87	\$24.02	\$25.23	\$26.49	\$27.83	\$29.21	\$30.69	\$32.22
ANIMAL CONTROL OFFICER 1	\$19.35	\$20.31	\$21.33	\$22.40	\$23.51	\$24.69	\$25.93	\$27.22	\$28.58	\$30.01
ANIMAL CONTROL OFFICER 2	\$22.40	\$23.51	\$24.69	\$25.93	\$27.22	\$28.58	\$30.01	\$31.51	\$33.08	\$34.75
ANIMAL SHELTER ATTENDANT	\$16.43	\$17.26	\$18.12	\$19.02	\$19.97	\$20.97	\$22.03	\$23.13	\$24.30	\$25.52
APPRAISAL ASSISTANT	\$18.80	\$19.75	\$20.75	\$21.78	\$22.87	\$24.02	\$25.23	\$26.49	\$27.83	\$29.21
APPRAISER 1	\$19.83	\$20.83	\$21.87	\$22.98	\$24.14	\$25.34	\$26.62	\$27.95	\$29.35	\$30.82
APPRAISER 2	\$21.87	\$22.98	\$24.14	\$25.34	\$26.62	\$27.95	\$29.35	\$30.82	\$32.38	\$34.00
APPRAISER 3	\$24.10	\$25.32	\$26.58	\$27.92	\$29.31	\$30.79	\$32.33	\$33.96	\$35.66	\$37.45
ASSISTANT COOK	\$16.43	\$17.26	\$18.12	\$19.02	\$19.97	\$20.97	\$22.03	\$23.13	\$24.30	\$25.52
ASSISTANT MUSEUM DIRECTOR	\$17.47	\$18.34	\$19.26	\$20.24	\$21.25	\$22.31	\$23.45	\$24.62	\$25.86	\$27.15
ASSISTANT PLANNER	\$20.83	\$21.87	\$22.98	\$24.14	\$25.34	\$26.62	\$27.95	\$29.35	\$30.82	\$32.38
ASSOCIATE PLANNER	\$25.31	\$26.57	\$27.91	\$29.30	\$30.78	\$32.32	\$33.94	\$35.64	\$37.43	\$39.30
AUDITOR ACCOUNTING CLERK 1	\$16.43	\$17.26	\$18.12	\$19.02	\$19.97	\$20.97	\$22.03	\$23.13	\$24.30	\$25.52
AUDITOR ACCOUNTING CLERK 2	\$18.12	\$19.02	\$19.97	\$20.97	\$22.03	\$23.13	\$24.30	\$25.52	\$26.81	\$28.14
AUDITOR ACCOUNTING TECH 1	\$19.97	\$20.97	\$22.03	\$23.13	\$24.30	\$25.52	\$26.81	\$28.14	\$29.57	\$31.05
AUDITOR/APPRAISER 1	\$18.80	\$19.75	\$20.75	\$21.78	\$22.87	\$24.02	\$25.23	\$26.49	\$27.83	\$29.21
AUDITOR/APPRAISER 2	\$20.33	\$21.36	\$22.43	\$23.55	\$24.73	\$25.98	\$27.27	\$28.64	\$30.08	\$31.59
AUDITOR/APPRAISER 3	\$22.42	\$23.54	\$24.72	\$25.97	\$27.26	\$28.63	\$30.07	\$31.58	\$33.16	\$34.82
BH ADMINISTRATIVE ASSISTANT 1	\$16.43	\$17.26	\$18.12	\$19.02	\$19.97	\$20.97	\$22.03	\$23.13	\$24.30	\$25.52
BH ADMINISTRATIVE ASSISTANT 2	\$18.12	\$19.02	\$19.97	\$20.97	\$22.03	\$23.13	\$24.30	\$25.52	\$26.81	\$28.14

PAY SCHEDULES

Job Title	STEP 1	STEP 2	STEP 3	STEP 4	STEP 5	L1	L2	L3	L4	L5
BH CASE MGMT SPECIALIST 1	\$22.15	\$23.28	\$24.43	\$25.66	\$26.95	\$28.30	\$29.72	\$31.22	\$32.78	\$34.43
BH CASE MGMT SPECIALIST 2	\$24.42	\$25.65	\$26.93	\$28.29	\$29.71	\$31.21	\$32.76	\$34.42	\$36.15	\$37.95
BH CASE MGMT SPECIALIST SR	\$26.69	\$28.05	\$29.45	\$30.92	\$32.48	\$34.10	\$35.81	\$37.61	\$39.50	\$41.47
BH CLINICAL RECORDS SPECIALIST	\$19.31	\$20.29	\$21.31	\$22.37	\$23.50	\$24.68	\$25.92	\$27.21	\$28.58	\$30.01
BH QUALITY ASSURANCE COORD	\$29.54	\$31.02	\$32.58	\$34.23	\$35.93	\$37.74	\$39.62	\$41.62	\$43.70	\$45.90
BH SITE COORDINATOR	\$20.50	\$21.54	\$22.61	\$23.75	\$24.93	\$26.19	\$27.51	\$28.87	\$30.34	\$31.85
BH SUPERVISING SITE COORD	\$25.31	\$26.57	\$27.91	\$29.30	\$30.78	\$32.32	\$33.94	\$35.64	\$37.43	\$39.30
BH SUPPORT SERVICES COORD	\$18.34	\$19.27	\$20.24	\$21.25	\$22.31	\$23.45	\$24.62	\$25.86	\$27.17	\$28.52
BH SUPPORTIVE SERVICES TECH 1	\$17.26	\$18.12	\$19.02	\$19.97	\$20.97	\$22.03	\$23.13	\$24.30	\$25.52	\$26.81
BH SUPPORTIVE SERVICES TECH 2	\$18.12	\$19.02	\$19.97	\$20.97	\$22.03	\$23.13	\$24.30	\$25.52	\$26.81	\$28.14
BH SYSTEMS ANALYST	\$28.40	\$29.84	\$31.32	\$32.90	\$34.56	\$36.29	\$38.11	\$40.02	\$42.03	\$44.14
BH THERAPIST 1	\$27.63	\$29.01	\$30.46	\$32.00	\$33.59	\$35.28	\$37.05	\$38.91	\$40.86	\$42.92
BH THERAPIST 2	\$30.44	\$31.98	\$33.56	\$35.26	\$37.03	\$38.88	\$40.84	\$42.89	\$45.04	\$47.30
BH THERAPIST SENIOR	\$33.61	\$35.30	\$37.07	\$38.93	\$40.88	\$42.94	\$45.09	\$47.35	\$49.71	\$52.21
BLDG & GRNDS MAINT TECHNICIAN	\$21.65	\$22.73	\$23.86	\$25.06	\$26.31	\$27.62	\$29.01	\$30.45	\$31.98	\$33.58
BLDG & GRNDS MAINT WORKER 1	\$16.96	\$17.81	\$18.70	\$19.63	\$20.62	\$21.65	\$22.73	\$23.86	\$25.06	\$26.31
BLDG & GRNDS MAINT WORKER 2	\$17.81	\$18.70	\$19.63	\$20.62	\$21.65	\$22.73	\$23.86	\$25.06	\$26.31	\$27.62
BLDG & GRNDS MAINT WORKER 3	\$20.62	\$21.65	\$22.73	\$23.86	\$25.06	\$26.31	\$27.62	\$29.01	\$30.45	\$31.98
BRANCH LIBRARY ASSISTANT 1	\$17.53	\$18.40	\$19.32	\$20.29	\$21.31	\$22.38	\$23.49	\$24.67	\$25.90	\$27.20
BRANCH LIBRARY ASSISTANT 2	\$18.40	\$19.32	\$20.29	\$21.31	\$22.38	\$23.49	\$24.67	\$25.90	\$27.20	\$28.56
BUILDING INSPECTOR 1	\$21.35	\$22.42	\$23.55	\$24.74	\$25.98	\$27.30	\$28.66	\$30.09	\$31.60	\$33.19
BUILDING INSPECTOR 2	\$24.71	\$25.96	\$27.26	\$28.63	\$30.06	\$31.57	\$33.15	\$34.81	\$36.56	\$38.39
BUILDING PLANCHECK INSPECTOR	\$26.56	\$27.90	\$29.29	\$30.77	\$32.31	\$33.93	\$35.63	\$37.42	\$39.29	\$41.27
BUILDING PLANS EXAMINER 1	\$25.31	\$26.57	\$27.91	\$29.30	\$30.78	\$32.32	\$33.94	\$35.64	\$37.43	\$39.30
BUILDING PLANS EXAMINER 2	\$27.90	\$29.29	\$30.77	\$32.31	\$33.93	\$35.63	\$37.42	\$39.29	\$41.27	\$43.33
CADASTRAL DRAFTING SPECIALST	\$24.10	\$25.32	\$26.58	\$27.92	\$29.31	\$30.79	\$32.33	\$33.96	\$35.66	\$37.45
CHILD SUPPORT ACCOUNTING SPEC	\$20.83	\$21.87	\$22.98	\$24.14	\$25.34	\$26.62	\$27.95	\$29.35	\$30.82	\$32.38
CHILD SUPPORT ASSISTANT I	\$16.85	\$17.70	\$18.58	\$19.51	\$20.49	\$21.51	\$22.59	\$23.71	\$24.90	\$26.15
CHILD SUPPORT ASSISTANT II	\$18.59	\$19.53	\$20.50	\$21.54	\$22.61	\$23.75	\$24.93	\$26.19	\$27.51	\$28.87
CHILD SUPPORT ASSISTANT III	\$19.47	\$20.45	\$21.47	\$22.55	\$23.67	\$24.86	\$26.12	\$27.42	\$28.79	\$30.23
CHILD SUPPORT LEGAL CLERK I	\$17.45	\$18.32	\$19.24	\$20.19	\$21.21	\$22.27	\$23.38	\$24.55	\$25.78	\$27.06
CHILD SUPPORT LEGAL CLERK II	\$19.18	\$20.13	\$21.16	\$22.21	\$23.33	\$24.49	\$25.73	\$27.01	\$28.36	\$29.78
CHILD SUPPORT LEGAL CLERK III	\$20.29	\$21.31	\$22.38	\$23.49	\$24.67	\$25.90	\$27.20	\$28.56	\$29.98	\$31.48
CHILD SUPPORT SPECIALIST 1	\$19.53	\$20.50	\$21.54	\$22.61	\$23.75	\$24.93	\$26.19	\$27.51	\$28.87	\$30.34
CHILD SUPPORT SPECIALIST 2	\$21.01	\$22.06	\$23.16	\$24.33	\$25.55	\$26.83	\$28.17	\$29.58	\$31.08	\$32.63
CHILD SUPPORT SPECIALIST 3	\$22.78	\$23.91	\$25.11	\$26.37	\$27.69	\$29.09	\$30.54	\$32.07	\$33.69	\$35.37
CODE ENFORCEMENT OFFICER	\$26.82	\$28.16	\$29.57	\$31.05	\$32.62	\$34.26	\$35.97	\$37.77	\$39.65	\$41.65
COLLECTIONS OFFICER 1	\$20.83	\$21.87	\$22.98	\$24.14	\$25.34	\$26.62	\$27.95	\$29.35	\$30.82	\$32.38
COLLECTIONS OFFICER 2	\$22.96	\$24.10	\$25.32	\$26.58	\$27.92	\$29.31	\$30.79	\$32.33	\$33.96	\$35.66
COMMUNITY OUTREACH COORDINATOR	\$19.83	\$20.83	\$21.87	\$22.98	\$24.14	\$25.34	\$26.62	\$27.95	\$29.35	\$30.82
CUSTODIAN	\$16.43	\$17.26	\$18.12	\$19.02	\$19.97	\$20.97	\$22.03	\$23.13	\$24.30	\$25.52
DA INVESTIGATIONS SPECIALIST	\$26.68	\$28.04	\$29.44	\$30.91	\$32.47	\$34.09	\$35.80	\$37.60	\$39.49	\$41.46
DA INVESTIGATIVE ASSISTANT	\$21.38	\$22.45	\$23.57	\$24.75	\$26.00	\$27.32	\$28.68	\$30.13	\$31.63	\$33.21
DEPUTY CHILD SUP ATTORNEY 1	\$28.57	\$30.00	\$31.49	\$33.08	\$34.75	\$36.50	\$38.33	\$40.25	\$42.26	\$44.38
DEPUTY CHILD SUP ATTORNEY 2	\$31.52	\$33.10	\$34.77	\$36.52	\$38.35	\$40.27	\$42.28	\$44.40	\$46.63	\$48.97

PAY SCHEDULES

Job Title	STEP 1	STEP 2	STEP 3	STEP 4	STEP 5	L1	L2	L3	L4	L5
DEPUTY CLERK-RECORDER 1	\$17.20	\$18.07	\$18.98	\$19.94	\$20.95	\$22.01	\$23.12	\$24.27	\$25.49	\$26.77
DEPUTY CLERK-RECORDER 2	\$19.81	\$20.80	\$21.85	\$22.94	\$24.08	\$25.30	\$26.56	\$27.91	\$29.29	\$30.77
DEPUTY DISTRICT ATTORNEY 1	\$37.29	\$39.16	\$41.12	\$43.17	\$45.33	\$47.59	\$49.97	\$52.47	\$55.10	\$57.85
DEPUTY DISTRICT ATTORNEY 2	\$41.51	\$43.59	\$45.76	\$48.05	\$50.46	\$52.98	\$55.63	\$58.41	\$61.33	\$64.40
DEPUTY DISTRICT ATTORNEY 3	\$46.22	\$48.53	\$50.95	\$53.50	\$56.18	\$58.99	\$61.94	\$65.03	\$68.29	\$71.70
DEPUTY PUB GUARD/CONSERVATOR 1	\$16.43	\$17.26	\$18.12	\$19.02	\$19.97	\$20.97	\$22.03	\$23.13	\$24.30	\$25.52
DEPUTY PUB GUARD/CONSERVATOR 2	\$18.12	\$19.02	\$19.97	\$20.97	\$22.03	\$23.13	\$24.30	\$25.52	\$26.81	\$28.14
DISTRICT ATTORNEY INVESTIGATOR	\$24.72	\$25.96	\$27.26	\$28.63	\$30.06	\$31.58	\$33.16	\$34.82	\$36.57	\$38.40
DRINKING DRIVER COORDINATOR	\$19.83	\$20.83	\$21.87	\$22.98	\$24.14	\$25.34	\$26.62	\$27.95	\$29.35	\$30.82
DRIVER 1	\$16.43	\$17.26	\$18.12	\$19.02	\$19.97	\$20.97	\$22.03	\$23.13	\$24.30	\$25.52
DRIVER 2	\$17.26	\$18.12	\$19.02	\$19.97	\$20.97	\$22.03	\$23.13	\$24.30	\$25.52	\$26.81
DRIVER 3	\$18.12	\$19.02	\$19.97	\$20.97	\$22.03	\$23.13	\$24.30	\$25.52	\$26.81	\$28.14
ELECTIONS COORDINATOR	\$26.16	\$27.49	\$28.85	\$30.32	\$31.84	\$33.44	\$35.13	\$36.89	\$38.74	\$40.69
ELECTIONS SERVICES ASSISTANT 1	\$17.20	\$18.07	\$18.98	\$19.94	\$20.95	\$22.01	\$23.12	\$24.27	\$25.49	\$26.77
ELECTIONS SERVICES ASSISTANT 2	\$19.81	\$20.80	\$21.85	\$22.94	\$24.08	\$25.30	\$26.56	\$27.91	\$29.29	\$30.77
ELECTIONS SPECIALIST	\$22.94	\$24.08	\$25.30	\$26.56	\$27.91	\$29.29	\$30.77	\$32.31	\$33.93	\$35.63
ELIGIBILITY SPECIALIST 1	\$16.96	\$17.81	\$18.70	\$19.63	\$20.62	\$21.65	\$22.73	\$23.86	\$25.06	\$26.31
ELIGIBILITY SPECIALIST 2	\$18.70	\$19.63	\$20.62	\$21.65	\$22.73	\$23.86	\$25.06	\$26.31	\$27.62	\$29.01
ELIGIBILITY SPECIALIST 3	\$20.62	\$21.65	\$22.73	\$23.86	\$25.06	\$26.31	\$27.62	\$29.01	\$30.45	\$31.98
EMPLOYMENT & TRAINING WORKER 1	\$19.20	\$20.15	\$21.18	\$22.23	\$23.35	\$24.51	\$25.75	\$27.03	\$28.39	\$29.82
EMPLOYMENT & TRAINING WORKER 2	\$21.16	\$22.21	\$23.33	\$24.49	\$25.73	\$27.01	\$28.37	\$29.80	\$31.28	\$32.86
EMPLOYMENT & TRAINING WORKER 3	\$23.32	\$24.48	\$25.72	\$27.00	\$28.36	\$29.79	\$31.27	\$32.85	\$34.49	\$36.22
ENVIRONMENTAL HEALTH AIDE	\$18.34	\$19.27	\$20.24	\$21.25	\$22.31	\$23.45	\$24.62	\$25.86	\$27.17	\$28.52
ENVIRONMENTAL HEALTH SPEC 1	\$25.78	\$27.07	\$28.43	\$29.87	\$31.35	\$32.93	\$34.59	\$36.33	\$38.14	\$40.05
ENVIRONMENTAL HEALTH SPEC 2	\$28.44	\$29.88	\$31.37	\$32.94	\$34.60	\$36.34	\$38.15	\$40.06	\$42.07	\$44.18
ENVIRONMENTAL HEALTH SPEC 3	\$31.29	\$32.87	\$34.51	\$36.25	\$38.06	\$39.97	\$41.99	\$44.09	\$46.30	\$48.61
ENVIRONMENTAL HEALTH TECH 1	\$18.34	\$19.27	\$20.24	\$21.25	\$22.31	\$23.45	\$24.62	\$25.86	\$27.17	\$28.52
ENVIRONMENTAL HEALTH TECH 2	\$19.83	\$20.83	\$21.87	\$22.98	\$24.14	\$25.34	\$26.62	\$27.95	\$29.35	\$30.82
EPIDEMIOLOGIST	\$37.10	\$38.96	\$40.91	\$42.95	\$45.09	\$47.35	\$49.71	\$52.21	\$54.82	\$57.57
EXECUTIVE ASSISTANT-PLANNING	\$17.47	\$18.34	\$19.26	\$20.24	\$21.25	\$22.31	\$23.45	\$24.62	\$25.86	\$27.15
FAIR FISCAL COORDINATOR 1	\$22.96	\$24.10	\$25.32	\$26.58	\$27.92	\$29.31	\$30.79	\$32.33	\$33.96	\$35.66
FAIR FISCAL COORDINATOR 2	\$25.31	\$26.57	\$27.91	\$29.30	\$30.78	\$32.32	\$33.94	\$35.64	\$37.43	\$39.30
FAMILY VIOLENCE OFFICER	\$19.84	\$20.84	\$21.88	\$22.99	\$24.15	\$25.36	\$26.63	\$27.96	\$29.37	\$30.85
FIELD SERVICES ASSISTANT	\$16.64	\$17.48	\$18.36	\$19.29	\$20.27	\$21.28	\$22.34	\$23.48	\$24.66	\$25.90
FISCAL & TECH SERVICES ASST 1	\$16.43	\$17.26	\$18.12	\$19.02	\$19.97	\$20.97	\$22.03	\$23.13	\$24.30	\$25.52
FISCAL & TECH SERVICES ASST 2	\$17.26	\$18.12	\$19.02	\$19.97	\$20.97	\$22.03	\$23.13	\$24.30	\$25.52	\$26.81
FISCAL & TECH SERVICES ASST 3	\$19.02	\$19.97	\$20.97	\$22.03	\$23.13	\$24.30	\$25.52	\$26.81	\$28.14	\$29.57
GEO INFO SYS (GIS) PLANNER 1	\$23.53	\$24.71	\$25.96	\$27.25	\$28.62	\$30.06	\$31.57	\$33.15	\$34.81	\$36.56
GEO INFO SYS (GIS) PLANNER 2	\$25.31	\$26.57	\$27.91	\$29.30	\$30.78	\$32.32	\$33.94	\$35.64	\$37.43	\$39.30
HAZ MAT SPECIALIST 1	\$25.78	\$27.07	\$28.43	\$29.87	\$31.35	\$32.93	\$34.59	\$36.33	\$38.14	\$40.05
HAZ MAT SPECIALIST 2	\$28.44	\$29.88	\$31.37	\$32.94	\$34.60	\$36.34	\$38.15	\$40.06	\$42.07	\$44.18
HAZ MAT SPECIALIST 3	\$31.29	\$32.87	\$34.51	\$36.25	\$38.06	\$39.97	\$41.99	\$44.09	\$46.30	\$48.61
HEAD COOK	\$18.12	\$19.02	\$19.97	\$20.97	\$22.03	\$23.13	\$24.30	\$25.52	\$26.81	\$28.14
HEALTH AIDE 1	\$16.43	\$17.26	\$18.12	\$19.02	\$19.97	\$20.97	\$22.03	\$23.13	\$24.30	\$25.52
HEALTH AIDE 2	\$17.26	\$18.12	\$19.02	\$19.97	\$20.97	\$22.03	\$23.13	\$24.30	\$25.52	\$26.81

PAY SCHEDULES

Job Title	STEP 1	STEP 2	STEP 3	STEP 4	STEP 5	L1	L2	L3	L4	L5
HEALTH EDUCATION COORDINATOR 1	\$25.31	\$26.57	\$27.91	\$29.30	\$30.78	\$32.32	\$33.94	\$35.64	\$37.43	\$39.30
HEALTH EDUCATION SPECIALIST	\$22.96	\$24.10	\$25.32	\$26.58	\$27.92	\$29.31	\$30.79	\$32.33	\$33.96	\$35.66
HIV SPECIALTY CLINIC THERAPIST	\$26.57	\$27.91	\$29.30	\$30.78	\$32.32	\$33.94	\$35.64	\$37.43	\$39.30	\$41.28
INFORMATION SYSTEMS TECHNICIAN	\$23.70	\$24.88	\$26.13	\$27.44	\$28.81	\$30.26	\$31.78	\$33.37	\$35.04	\$36.80
LEAD DEPUTY CLERK-RECORDER	\$22.94	\$24.08	\$25.30	\$26.56	\$27.91	\$29.29	\$30.77	\$32.31	\$33.93	\$35.63
LEGAL SECRETARY	\$20.34	\$21.37	\$22.44	\$23.56	\$24.74	\$25.99	\$27.30	\$28.65	\$30.09	\$31.60
LEGAL SECRETARY - SENIOR	\$21.58	\$22.66	\$23.81	\$25.01	\$26.26	\$27.57	\$28.96	\$30.41	\$31.93	\$33.53
LEGAL SECRETARY - TRAINEE	\$18.44	\$19.38	\$20.35	\$21.37	\$22.45	\$23.57	\$24.76	\$26.00	\$27.31	\$28.67
LEGAL SERVICES ASSISTANT 1	\$16.43	\$17.26	\$18.12	\$19.02	\$19.97	\$20.97	\$22.03	\$23.13	\$24.30	\$25.52
LEGAL SERVICES ASSISTANT 2	\$18.12	\$19.02	\$19.97	\$20.97	\$22.03	\$23.13	\$24.30	\$25.52	\$26.81	\$28.14
LIBRARIAN	\$22.83	\$23.98	\$25.19	\$26.45	\$27.78	\$29.17	\$30.64	\$32.18	\$33.79	\$35.49
LIBRARY AIDE	\$16.70	\$17.53	\$18.40	\$19.32	\$20.29	\$21.31	\$22.38	\$23.49	\$24.67	\$25.90
LIBRARY LITERACY CLERK	\$16.70	\$17.53	\$18.40	\$19.32	\$20.29	\$21.31	\$22.38	\$23.49	\$24.67	\$25.90
LIBRARY TECHNICIAN	\$19.32	\$20.29	\$21.31	\$22.38	\$23.49	\$24.67	\$25.90	\$27.20	\$28.56	\$29.98
LICENSED VOCATIONAL NURSE 1-BH	\$21.93	\$23.04	\$24.20	\$25.41	\$26.68	\$28.04	\$29.44	\$30.91	\$32.47	\$34.09
LICENSED VOCATIONAL NURSE 1-PH	\$21.93	\$23.04	\$24.20	\$25.41	\$26.68	\$28.04	\$29.44	\$30.91	\$32.47	\$34.09
LICENSED VOCATIONAL NURSE 2-BH	\$23.03	\$24.19	\$25.40	\$26.67	\$28.02	\$29.43	\$30.90	\$32.46	\$34.08	\$35.79
LICENSED VOCATIONAL NURSE 2-PH	\$23.03	\$24.19	\$25.40	\$26.67	\$28.02	\$29.43	\$30.90	\$32.46	\$34.08	\$35.79
LITERACY PROGRAM ASSISTANT 1	\$17.53	\$18.40	\$19.32	\$20.29	\$21.31	\$22.38	\$23.49	\$24.67	\$25.90	\$27.20
LITERACY PROGRAM ASSISTANT 2	\$18.40	\$19.32	\$20.29	\$21.31	\$22.38	\$23.49	\$24.67	\$25.90	\$27.20	\$28.56
MANAGEMENT ANALYST 1	\$22.96	\$24.10	\$25.32	\$26.58	\$27.92	\$29.31	\$30.79	\$32.33	\$33.96	\$35.66
MANAGEMENT ANALYST 2	\$25.54	\$26.81	\$28.15	\$29.56	\$31.04	\$32.61	\$34.25	\$35.96	\$37.76	\$39.64
MENTORING COORDINATOR	\$16.43	\$17.26	\$18.12	\$19.02	\$19.97	\$20.97	\$22.03	\$23.13	\$24.30	\$25.52
MUSEUM REGISTRAR	\$16.70	\$17.53	\$18.40	\$19.32	\$20.29	\$21.31	\$22.38	\$23.49	\$24.67	\$25.90
NATURAL RESOURCES ANALYST	\$22.42	\$23.54	\$24.72	\$25.97	\$27.26	\$28.63	\$30.07	\$31.58	\$33.16	\$34.82
NURSE PRACTITIONER	\$50.49	\$53.02	\$55.68	\$58.47	\$61.38	\$64.47	\$67.70	\$71.09	\$74.65	\$78.38
OFFICE ASSISTANT 1	\$16.43	\$17.26	\$18.12	\$19.02	\$19.97	\$20.97	\$22.03	\$23.13	\$24.30	\$25.52
OFFICE ASSISTANT 2	\$17.26	\$18.12	\$19.02	\$19.97	\$20.97	\$22.03	\$23.13	\$24.30	\$25.52	\$26.81
OFFICE ASSISTANT 3	\$19.02	\$19.97	\$20.97	\$22.03	\$23.13	\$24.30	\$25.52	\$26.81	\$28.14	\$29.57
OFFICE AUTOMATION ANALYST	\$24.09	\$25.29	\$26.56	\$27.89	\$29.28	\$30.76	\$32.31	\$33.92	\$35.62	\$37.40
OFFICE AUTOMATION SPECIALIST	\$19.84	\$20.84	\$21.88	\$22.99	\$24.15	\$25.36	\$26.63	\$27.96	\$29.37	\$30.85
PARALEGAL 1	\$17.47	\$18.34	\$19.26	\$20.24	\$21.25	\$22.31	\$23.45	\$24.62	\$25.86	\$27.15
PARALEGAL 2	\$19.26	\$20.24	\$21.25	\$22.31	\$23.45	\$24.62	\$25.86	\$27.15	\$28.52	\$29.96
PARALEGAL 3	\$20.83	\$21.87	\$22.98	\$24.14	\$25.34	\$26.62	\$27.95	\$29.35	\$30.82	\$32.38
PERMIT TECHNICIAN	\$17.89	\$18.79	\$19.74	\$20.75	\$21.78	\$22.87	\$24.02	\$25.23	\$26.49	\$27.83
PHYSICIAN ASSISTANT	\$50.49	\$53.02	\$55.68	\$58.47	\$61.38	\$64.47	\$67.70	\$71.09	\$74.65	\$78.38
PLANNING TECHNICIAN	\$19.36	\$20.32	\$21.34	\$22.41	\$23.53	\$24.71	\$25.95	\$27.24	\$28.61	\$30.04
PREVENTION AIDE	\$16.43	\$17.26	\$18.12	\$19.02	\$19.97	\$20.97	\$22.03	\$23.13	\$24.30	\$25.52
PROG COMPL & TRAINING ANALYST	\$20.83	\$21.87	\$22.98	\$24.14	\$25.34	\$26.62	\$27.95	\$29.35	\$30.82	\$32.38
PROGRAMMER ANALYST	\$24.10	\$25.32	\$26.58	\$27.92	\$29.31	\$30.79	\$32.33	\$33.96	\$35.66	\$37.45
PROJECT MANAGER	\$29.29	\$30.77	\$32.31	\$33.93	\$35.63	\$37.42	\$39.29	\$41.27	\$43.33	\$45.51
PROPERTY TAX ASSESSMENT SPEC 1	\$18.40	\$19.32	\$20.29	\$21.31	\$22.38	\$23.49	\$24.67	\$25.90	\$27.20	\$28.56
PROPERTY TAX ASSESSMENT SPEC 2	\$20.29	\$21.31	\$22.38	\$23.49	\$24.67	\$25.90	\$27.20	\$28.56	\$29.98	\$31.48
PROPERTY TAX ASSESSMENT TECH	\$16.70	\$17.53	\$18.40	\$19.32	\$20.29	\$21.31	\$22.38	\$23.49	\$24.67	\$25.90

PAY SCHEDULES

Job Title	STEP 1	STEP 2	STEP 3	STEP 4	STEP 5	L1	L2	L3	L4	L5
PSYCHIATRIC NURSE 1	\$28.40	\$29.84	\$31.32	\$32.90	\$34.56	\$36.29	\$38.11	\$40.02	\$42.03	\$44.14
PSYCHIATRIC NURSE 2	\$31.81	\$33.40	\$35.08	\$36.84	\$38.68	\$40.62	\$42.65	\$44.80	\$47.04	\$49.41
PSYCHIATRIC TECHNICIAN	\$19.83	\$20.83	\$21.87	\$22.98	\$24.14	\$25.34	\$26.62	\$27.95	\$29.35	\$30.82
PUBLIC HEALTH DATABASE ANALYST	\$28.40	\$29.84	\$31.32	\$32.90	\$34.56	\$36.29	\$38.11	\$40.02	\$42.03	\$44.14
PUBLIC HEALTH EMERGENCY PREPAREDNESS COORDINATOR	\$27.90	\$29.29	\$30.77	\$32.31	\$33.93	\$35.63	\$37.42	\$39.29	\$41.27	\$43.33
PUBLIC HEALTH NURSE 1	\$28.40	\$29.84	\$31.32	\$32.90	\$34.56	\$36.29	\$38.11	\$40.02	\$42.03	\$44.14
PUBLIC HEALTH NURSE 2	\$31.81	\$33.40	\$35.08	\$36.84	\$38.68	\$40.62	\$42.65	\$44.80	\$47.04	\$49.41
PUBLIC HEALTH NURSE 3	\$35.21	\$36.98	\$38.84	\$40.79	\$42.83	\$44.99	\$47.23	\$49.60	\$52.09	\$54.70
QUALITY ASSURANCE COORDINATOR	\$26.57	\$27.91	\$29.30	\$30.78	\$32.32	\$33.94	\$35.64	\$37.43	\$39.30	\$41.28
RECORDS MANAGEMENT TECH 1	\$16.43	\$17.26	\$18.12	\$19.02	\$19.97	\$20.97	\$22.03	\$23.13	\$24.30	\$25.52
RECORDS MANAGEMENT TECH 2	\$18.12	\$19.02	\$19.97	\$20.97	\$22.03	\$23.13	\$24.30	\$25.52	\$26.81	\$28.14
REGISTERED DENTAL ASSISTANT 1	\$21.93	\$23.04	\$24.20	\$25.41	\$26.68	\$28.04	\$29.44	\$30.91	\$32.47	\$34.09
REGISTERED DENTAL ASSISTANT 2	\$23.03	\$24.19	\$25.40	\$26.67	\$28.02	\$29.43	\$30.90	\$32.46	\$34.08	\$35.79
REGISTERED NURSE 1 - BH	\$28.40	\$29.84	\$31.32	\$32.90	\$34.56	\$36.29	\$38.11	\$40.02	\$42.03	\$44.14
REGISTERED NURSE 1 - PH	\$28.40	\$29.84	\$31.32	\$32.90	\$34.56	\$36.29	\$38.11	\$40.02	\$42.03	\$44.14
REGISTERED NURSE 2 - BH	\$31.81	\$33.40	\$35.08	\$36.84	\$38.68	\$40.62	\$42.65	\$44.80	\$47.04	\$49.41
REGISTERED NURSE 2 - PH	\$31.81	\$33.40	\$35.08	\$36.84	\$38.68	\$40.62	\$42.65	\$44.80	\$47.04	\$49.41
SENIOR BUILDING INSPECTOR	\$25.31	\$26.57	\$27.91	\$29.30	\$30.78	\$32.32	\$33.94	\$35.64	\$37.43	\$39.30
SENIOR BUILDING PLNCHK INSP	\$29.20	\$30.68	\$32.21	\$33.82	\$35.52	\$37.30	\$39.17	\$41.14	\$43.20	\$45.36
SENIOR DISTRICT ATTORNEY INVST	\$27.23	\$28.60	\$30.03	\$31.55	\$33.13	\$34.79	\$36.54	\$38.37	\$40.30	\$42.32
SENIOR PERMIT TECHNICIAN	\$20.12	\$21.15	\$22.20	\$23.32	\$24.48	\$25.72	\$27.00	\$28.36	\$29.79	\$31.27
SENIOR PLANNER	\$27.90	\$29.29	\$30.77	\$32.31	\$33.93	\$35.63	\$37.42	\$39.29	\$41.27	\$43.33
SENIOR SOCIAL WORKER A	\$27.84	\$29.22	\$30.70	\$32.23	\$33.86	\$35.54	\$37.32	\$39.19	\$41.16	\$43.22
SENIOR SOCIAL WORKER B	\$30.45	\$31.99	\$33.58	\$35.27	\$37.04	\$38.90	\$40.84	\$42.91	\$45.06	\$47.32
SITE MANAGER	\$19.02	\$19.97	\$20.97	\$22.03	\$23.13	\$24.30	\$25.52	\$26.81	\$28.14	\$29.57
SOCIAL SERVICES AIDE	\$17.15	\$18.01	\$18.93	\$19.88	\$20.87	\$21.91	\$23.02	\$24.18	\$25.39	\$26.66
SOCIAL WORKER 1	\$22.15	\$23.28	\$24.43	\$25.66	\$26.95	\$28.30	\$29.72	\$31.22	\$32.78	\$34.43
SOCIAL WORKER 2	\$24.42	\$25.65	\$26.93	\$28.29	\$29.71	\$31.21	\$32.76	\$34.42	\$36.15	\$37.95
SOCIAL WORKER 3	\$26.69	\$28.05	\$29.45	\$30.92	\$32.48	\$34.10	\$35.81	\$37.61	\$39.50	\$41.47
STAFF SERVICES ANALYST 1	\$23.81	\$24.99	\$26.25	\$27.57	\$28.96	\$30.41	\$31.95	\$33.54	\$35.22	\$36.99
STAFF SERVICES ANALYST 2	\$26.24	\$27.56	\$28.95	\$30.40	\$31.93	\$33.53	\$35.21	\$36.98	\$38.84	\$40.79
STAFF SERVICES SPECIALIST	\$22.97	\$24.13	\$25.33	\$26.60	\$27.93	\$29.32	\$30.80	\$32.35	\$33.98	\$35.68
SUBSTANCE USE DISORDER SPEC 1	\$21.27	\$22.33	\$23.47	\$24.65	\$25.89	\$27.18	\$28.55	\$29.98	\$31.47	\$33.06
SUBSTANCE USE DISORDER SPEC 2	\$23.47	\$24.65	\$25.89	\$27.18	\$28.55	\$29.98	\$31.47	\$33.06	\$34.73	\$36.46
TELECOMMUNICATIONS TECHNICIAN	\$24.08	\$25.30	\$26.56	\$27.91	\$29.29	\$30.77	\$32.31	\$33.93	\$35.63	\$37.42
TREAS/TAX COLLECTIONS OFFCR 1	\$20.83	\$21.87	\$22.98	\$24.14	\$25.34	\$26.62	\$27.95	\$29.35	\$30.82	\$32.38
TREAS/TAX COLLECTIONS OFFCR 2	\$22.96	\$24.10	\$25.32	\$26.58	\$27.92	\$29.31	\$30.79	\$32.33	\$33.96	\$35.66
TREASURER/TAX SPECIALIST 1	\$18.40	\$19.32	\$20.29	\$21.31	\$22.38	\$23.49	\$24.67	\$25.90	\$27.20	\$28.56
TREASURER/TAX SPECIALIST 2	\$20.29	\$21.31	\$22.38	\$23.49	\$24.67	\$25.90	\$27.20	\$28.56	\$29.98	\$31.48
TREASURER/TAX TECHNICIAN	\$19.32	\$20.29	\$21.31	\$22.38	\$23.49	\$24.67	\$25.90	\$27.20	\$28.56	\$29.98
VETERANS SERVICE REP 1	\$16.64	\$17.48	\$18.36	\$19.29	\$20.27	\$21.28	\$22.34	\$23.48	\$24.66	\$25.90
VETERANS SERVICE REP 2	\$18.34	\$19.27	\$20.24	\$21.25	\$22.31	\$23.45	\$24.62	\$25.86	\$27.17	\$28.52
VICTIM/WITNESS ADVOCATE	\$20.75	\$21.78	\$22.87	\$24.02	\$25.23	\$26.49	\$27.83	\$29.21	\$30.69	\$32.22
WELFARE FRAUD INVESTIGATOR 1	\$24.15	\$25.36	\$26.63	\$27.96	\$29.37	\$30.85	\$32.40	\$34.03	\$35.72	\$37.51
WELFARE FRAUD INVESTIGATOR 2	\$26.18	\$27.50	\$28.86	\$30.33	\$31.84	\$33.43	\$35.12	\$36.88	\$38.72	\$40.67

PAY SCHEDULES

County of Plumas Pay Schedule

Effective as of 07/09/2024 per Board of Supervisors Resolution Number 2024-8931; revised as of 06/30/2024 per Ordinance Number 22-1142 and Resolution Number 2024-8930, and 07/14/2024 per Resolution Number 2024-8925 and adopted by the Board as of 08/13/2024 per Resolution Number 2024-8940

OE3 MID-MANAGEMENT

Job Title	HOURLY RATE									
	STEP 1	STEP 2	STEP 3	STEP 4	STEP 5	L1	L2	L3	L4	L5
A&D PROG CLINICIAN/SUPERVISOR	\$32.30	\$33.92	\$35.62	\$37.41	\$39.28	\$41.26	\$43.32	\$45.50	\$47.77	\$50.16
ALCOHOL & DRUG PROG CHIEF	\$32.30	\$33.92	\$35.62	\$37.41	\$39.28	\$41.26	\$43.32	\$45.50	\$47.77	\$50.16
ALTERNATIVE SENTENCING MANAGER	\$27.87	\$29.26	\$30.73	\$32.27	\$33.89	\$35.58	\$37.37	\$39.24	\$41.21	\$43.28
ANIMAL CONTROL SUPERVISOR	\$24.69	\$25.93	\$27.22	\$28.58	\$30.01	\$31.51	\$33.08	\$34.75	\$36.50	\$38.33
ASSESSOR'S OFFICE MANAGER	\$22.96	\$24.10	\$25.32	\$26.58	\$27.92	\$29.31	\$30.79	\$32.33	\$33.96	\$35.66
ASSISTANT BUILDING OFFICIAL	\$32.30	\$33.92	\$35.62	\$37.41	\$39.28	\$41.26	\$43.32	\$45.50	\$47.77	\$50.16
ASSISTANT COUNTY ASSESSOR	\$29.29	\$30.77	\$32.31	\$33.93	\$35.63	\$37.42	\$39.29	\$41.27	\$43.33	\$45.51
ASSISTANT DISTRICT ATTORNEY	\$57.90	\$60.79	\$63.83	\$67.02	\$70.37	\$73.89	\$77.59	\$81.47	\$85.54	\$89.81
ASSISTANT PLANNING DIRECTOR	\$32.30	\$33.92	\$35.62	\$37.41	\$39.28	\$41.26	\$43.32	\$45.50	\$47.77	\$50.16
ASST COUNTY CLERK-RECORDER	\$28.94	\$30.39	\$31.91	\$33.50	\$35.18	\$36.95	\$38.80	\$40.76	\$42.79	\$44.94
ASST DIR DEPT OF CHILD SUP SVC	\$35.57	\$37.35	\$39.22	\$41.18	\$43.24	\$45.40	\$47.67	\$50.05	\$52.55	\$55.18
ASST DIRECTOR OF PUBLIC HEALTH	\$41.22	\$43.29	\$45.46	\$47.74	\$50.13	\$52.64	\$55.28	\$58.07	\$60.96	\$64.01
ASST TREASURER/TAX COLLECTOR	\$29.29	\$30.77	\$32.31	\$33.93	\$35.63	\$37.42	\$39.29	\$41.27	\$43.33	\$45.51
BH ADMIN SERVICES OFFICER	\$36.36	\$38.17	\$40.08	\$42.09	\$44.20	\$46.42	\$48.74	\$51.19	\$53.76	\$56.46
BH AOD PROGRAM ADMIN	\$39.75	\$41.75	\$43.85	\$46.05	\$48.35	\$50.77	\$53.32	\$56.00	\$58.80	\$61.75
BH CONTINUING CARE COORDINATOR	\$36.36	\$38.17	\$40.08	\$42.09	\$44.20	\$46.42	\$48.74	\$51.19	\$53.76	\$56.46
BH QUAL IMPROVEMENT/COMPL MGR	\$39.75	\$41.75	\$43.85	\$46.05	\$48.35	\$50.77	\$53.32	\$56.00	\$58.80	\$61.75
BH UNIT SUPERVISOR	\$36.36	\$38.17	\$40.08	\$42.09	\$44.20	\$46.42	\$48.74	\$51.19	\$53.76	\$56.46
BH UNIT SUPERVISOR-NURSING	\$36.36	\$38.17	\$40.08	\$42.09	\$44.20	\$46.42	\$48.74	\$51.19	\$53.76	\$56.46
BLDG/GRDS MAINT SUPERVISOR 1	\$22.02	\$23.12	\$24.27	\$25.48	\$26.77	\$28.11	\$29.52	\$30.98	\$32.54	\$34.19
BLDG/GRDS MAINT SUPERVISOR 2	\$23.12	\$24.27	\$25.48	\$26.77	\$28.11	\$29.52	\$30.98	\$32.54	\$34.19	\$35.90
BUILDING OFFICIAL	\$35.59	\$37.38	\$39.25	\$41.22	\$43.29	\$45.46	\$47.74	\$50.13	\$52.64	\$55.28
CHIEF APPRAISER	\$27.90	\$29.29	\$30.77	\$32.31	\$33.93	\$35.63	\$37.42	\$39.29	\$41.27	\$43.33
CHIEF CODE ENFORCEMENT OFFICER	\$31.06	\$32.63	\$34.27	\$35.98	\$37.78	\$39.67	\$41.66	\$43.75	\$45.94	\$48.24
CHIEF DEP PUB GRDN/CONSERVATOR	\$26.69	\$28.05	\$29.45	\$30.92	\$32.48	\$34.10	\$35.81	\$37.61	\$39.50	\$41.47
CHILDRENS SERVICES COORDINATOR	\$31.55	\$33.13	\$34.79	\$36.54	\$38.37	\$40.29	\$42.30	\$44.42	\$46.65	\$48.99
COMMUNITY CARE CASE MANAGER	\$19.26	\$20.24	\$21.25	\$22.31	\$23.45	\$24.62	\$25.86	\$27.15	\$28.52	\$29.96
DA ADMINISTRATOR/ASSISTANT PUBLIC ADMIN	\$22.97	\$24.13	\$25.33	\$26.60	\$27.93	\$29.32	\$30.80	\$32.35	\$33.98	\$35.68
DEPUTY AG COMM/SEALER OF WEIGHTS & MEASURE	\$31.14	\$32.70	\$34.33	\$36.05	\$37.85	\$39.75	\$41.74	\$43.83	\$46.03	\$48.33
DEP DIR/SOC SERV PROGRAM MGR	\$37.14	\$39.02	\$40.97	\$43.03	\$45.18	\$47.44	\$49.82	\$52.31	\$54.93	\$57.69
DEPARTMENT FISCAL OFFICER 1	\$22.96	\$24.10	\$25.32	\$26.58	\$27.92	\$29.31	\$30.79	\$32.33	\$33.96	\$35.66
DEPARTMENT FISCAL OFFICER 2	\$25.31	\$26.57	\$27.91	\$29.30	\$30.78	\$32.32	\$33.94	\$35.64	\$37.43	\$39.30
DIRECTOR OF NURSING - PH	\$43.17	\$45.34	\$47.62	\$49.99	\$52.49	\$55.12	\$57.89	\$60.79	\$63.83	\$67.03
DIV DIR VETERANS SVCS OFFICER	\$25.31	\$26.57	\$27.91	\$29.30	\$30.78	\$32.32	\$33.94	\$35.64	\$37.43	\$39.30
ELIGIBILITY SUPERVISOR	\$22.96	\$24.10	\$25.32	\$26.58	\$27.92	\$29.31	\$30.79	\$32.33	\$33.96	\$35.66
EMPLOYMENT & TRNG WKR SUP	\$28.51	\$29.95	\$31.44	\$33.02	\$34.68	\$36.42	\$38.24	\$40.15	\$42.17	\$44.29
FISCAL SUPPORT COORD	\$20.10	\$21.10	\$22.16	\$23.28	\$24.44	\$25.67	\$26.96	\$28.30	\$29.73	\$31.22

PAY SCHEDULES

Job Title	STEP 1	STEP 2	STEP 3	STEP 4	STEP 5	L1	L2	L3	L4	L5
GEO INFO SYSTEM (GIS) COORD	\$29.29	\$30.77	\$32.31	\$33.93	\$35.63	\$37.42	\$39.29	\$41.27	\$43.33	\$45.51
GRANT COMPLIANCE OFFICER	\$19.83	\$20.83	\$21.87	\$22.98	\$24.14	\$25.34	\$26.62	\$27.95	\$29.35	\$30.82
HEALTH EDUCATION COORDINATOR 2	\$27.90	\$29.29	\$30.77	\$32.31	\$33.93	\$35.63	\$37.42	\$39.29	\$41.27	\$43.33
LIBRARY LITERACY PROGRAM COORD	\$19.32	\$20.29	\$21.31	\$22.38	\$23.49	\$24.67	\$25.90	\$27.20	\$28.56	\$29.98
MNTL HLTH SERVICES ACT COORD	\$31.55	\$33.13	\$34.79	\$36.54	\$38.37	\$40.29	\$42.30	\$44.42	\$46.65	\$48.99
OFFICE SUPERVISOR	\$20.45	\$21.47	\$22.55	\$23.67	\$24.86	\$26.12	\$27.42	\$28.79	\$30.25	\$31.77
PERMIT MANAGER	\$22.96	\$24.10	\$25.32	\$26.58	\$27.92	\$29.31	\$30.79	\$32.33	\$33.96	\$35.66
PH ADMIN SERVICES OFFICER	\$36.36	\$38.17	\$40.08	\$42.09	\$44.20	\$46.42	\$48.74	\$51.19	\$53.76	\$56.46
PROGRAM CHIEF-NURSING	\$32.30	\$33.92	\$35.62	\$37.41	\$39.28	\$41.26	\$43.32	\$45.50	\$47.77	\$50.16
PROGRAM MANAGER 1	\$33.61	\$35.30	\$37.07	\$38.93	\$40.88	\$42.94	\$45.09	\$47.35	\$49.71	\$52.21
PROGRAM MANAGER 2	\$35.30	\$37.07	\$38.93	\$40.88	\$42.94	\$45.09	\$47.35	\$49.71	\$52.21	\$54.82
PUBLIC HEALTH PROG DIV CHIEF	\$30.74	\$32.28	\$33.90	\$35.59	\$37.38	\$39.25	\$41.22	\$43.29	\$45.46	\$47.74
RECORDS MGMT COORDINATOR	\$19.84	\$20.84	\$21.88	\$22.99	\$24.15	\$25.36	\$26.63	\$27.96	\$29.37	\$30.85
SENIOR SERVICES DIVISION DIR.	\$23.53	\$24.71	\$25.96	\$27.25	\$28.62	\$30.06	\$31.57	\$33.15	\$34.81	\$36.56
SOCIAL SERVICES SUPERVISOR 1	\$29.13	\$30.59	\$32.14	\$33.75	\$35.45	\$37.23	\$39.09	\$41.04	\$43.10	\$45.26
SOCIAL SERVICES SUPERVISOR 2	\$33.61	\$35.30	\$37.07	\$38.93	\$40.88	\$42.94	\$45.09	\$47.35	\$49.71	\$52.21
STAFF SERVICES MANAGER	\$32.29	\$33.91	\$35.61	\$37.40	\$39.27	\$41.24	\$43.31	\$45.48	\$47.76	\$50.15
VICTIM/WITNESS COORDINATOR	\$27.87	\$29.26	\$30.73	\$32.27	\$33.89	\$35.58	\$37.37	\$39.24	\$41.21	\$43.28

PAY SCHEDULES

County of Plumas
Pay Schedule

Effective as of 07/09/2024 per Board of Supervisors Resolution Number 2024-8931; revised as of 06/30/2024 per Ordinance Number 22-1142 and Resolution Number 2024-8930, and 07/14/2024 per Resolution Number 2024-8925 and adopted by the Board as of 08/13/2024 per Resolution Number 2024-8940

PROBATION MID-MANAGEMENT

Job Title	HOURLY RATE									
	STEP 1	STEP 2	STEP 3	STEP 4	STEP 5	L1	L2	L3	L4	L5
DEPARTMENT FISCAL OFFICER 1	\$23.40	\$24.59	\$25.82	\$27.13	\$28.47	\$29.89	\$31.40	\$32.98	\$34.62	\$36.36
DEPARTMENT FISCAL OFFICER 2	\$25.80	\$27.09	\$28.45	\$29.87	\$31.38	\$32.96	\$34.60	\$36.34	\$38.16	\$40.07
SUPERVISING PROBATION OFFICER	\$27.78	\$29.17	\$30.64	\$32.17	\$33.79	\$35.49	\$37.26	\$39.14	\$41.10	\$43.15

PAY SCHEDULES

County of Plumas Pay Schedule

Effective as of 07/09/2024 per Board of Supervisors Resolution Number 2024-8931; revised as of 06/30/2024 per Ordinance Number 22-1142 and Resolution Number 2024-8930, and 07/14/2024 per Resolution Number 2024-8925 and adopted by the Board as of 08/13/2024 per Resolution Number 2024-8940

PROBATION ASSC

Job Title	HOURLY RATE									
	STEP 1	STEP 2	STEP 3	STEP 4	STEP 5	L1	L2	L3	L4	L5
ADMINISTRATIVE ASSISTANT 1	\$16.79	\$17.62	\$18.51	\$19.42	\$20.41	\$21.42	\$22.49	\$23.63	\$24.79	\$26.04
ADMINISTRATIVE ASSISTANT 2	\$17.62	\$18.51	\$19.42	\$20.41	\$21.42	\$22.49	\$23.63	\$24.79	\$26.04	\$27.34
DEPUTY PROBATION OFFICER 1	\$20.12	\$21.15	\$22.20	\$23.32	\$24.48	\$25.72	\$27.00	\$28.36	\$29.79	\$31.27
DEPUTY PROBATION OFFICER 2	\$21.77	\$22.87	\$24.03	\$25.23	\$26.50	\$27.83	\$29.21	\$30.69	\$32.23	\$33.85
DEPUTY PROBATION OFFICER 3	\$24.00	\$25.20	\$26.47	\$27.78	\$29.17	\$30.63	\$32.16	\$33.77	\$35.46	\$37.24
DETENTION COORDINATOR	\$21.26	\$22.32	\$23.46	\$24.63	\$25.87	\$27.17	\$28.54	\$29.97	\$31.46	\$33.03
LEGAL SERVICES ASSISTANT 1	\$16.79	\$17.62	\$18.51	\$19.42	\$20.41	\$21.42	\$22.49	\$23.63	\$24.79	\$26.04
LEGAL SERVICES ASSISTANT 2	\$18.51	\$19.42	\$20.41	\$21.42	\$22.49	\$23.63	\$24.79	\$26.04	\$27.34	\$28.72
MANAGEMENT ANALYST 1	\$23.75	\$24.94	\$26.19	\$27.51	\$28.87	\$30.34	\$31.85	\$33.44	\$35.12	\$36.88
MANAGEMENT ANALYST 2	\$26.43	\$27.75	\$29.14	\$30.60	\$32.13	\$33.75	\$35.44	\$37.22	\$39.08	\$41.04
OFFICE ASSISTANT 1	\$16.79	\$17.62	\$18.51	\$19.42	\$20.41	\$21.42	\$22.49	\$23.63	\$24.79	\$26.04
OFFICE ASSISTANT 2	\$17.62	\$18.51	\$19.42	\$20.41	\$21.42	\$22.49	\$23.63	\$24.79	\$26.04	\$27.34
OFFICE ASSISTANT 3	\$19.42	\$20.41	\$21.42	\$22.49	\$23.63	\$24.79	\$26.04	\$27.34	\$28.72	\$30.15
PROB PROG COORD/ADMIN ASSIST	\$21.14	\$22.21	\$23.31	\$24.49	\$25.73	\$27.01	\$28.37	\$29.81	\$31.30	\$32.86
PROBATION ASSISTANT	\$16.95	\$17.80	\$18.69	\$19.62	\$20.61	\$21.63	\$22.73	\$23.87	\$25.07	\$26.32
PROBATION REPORT WRITER	\$20.20	\$21.21	\$22.28	\$23.39	\$24.58	\$25.81	\$27.10	\$28.46	\$29.88	\$31.39

PAY SCHEDULES

County of Plumas Pay Schedule

Effective as of 07/09/2024 per Board of Supervisors Resolution Number 2024-8931; revised as of 06/30/2024 per Ordinance Number 22-1142 and Resolution Number 2024-8930, and 07/14/2024 per Resolution Number 2024-8925 and adopted by the Board as of 08/13/2024 per Resolution Number 2024-8940

SHERIFF EMPLOYEE ASSC

Job Title	HOURLY RATE									
	STEP 1	STEP 2	STEP 3	STEP 4	STEP 5	L1	L2	L3	L4	L5
ASSISTANT PROGRAM MANAGER	\$19.03	\$19.99	\$20.99	\$22.04	\$23.15	\$24.30	\$25.52	\$26.80	\$28.14	\$29.57
CORRECTIONAL OFFICER 1	\$22.78	\$23.91	\$25.11	\$26.37	\$27.69	\$29.09	\$30.54	\$32.07	\$33.69	\$35.37
CORRECTIONAL OFFICER 2	\$25.10	\$26.36	\$27.68	\$29.08	\$30.54	\$32.08	\$33.68	\$35.38	\$37.14	\$39.01
CORRECTIONAL SERGEANT	\$27.84	\$29.22	\$30.70	\$32.23	\$33.86	\$35.54	\$37.32	\$39.19	\$41.16	\$43.22
CRIME ANALYST	\$21.42	\$22.50	\$23.63	\$24.80	\$26.06	\$27.37	\$28.74	\$30.18	\$31.69	\$33.28
DEP SHERIFF 2/COM EQUIP COORD	\$35.29	\$37.06	\$38.90	\$40.86	\$42.91	\$45.06	\$47.33	\$49.70	\$52.20	\$54.80
DEPUTY SHERIFF 1	\$25.82	\$27.12	\$28.49	\$29.92	\$31.42	\$32.99	\$34.64	\$36.37	\$38.20	\$40.10
DEPUTY SHERIFF 2	\$28.44	\$29.88	\$31.37	\$32.94	\$34.60	\$36.34	\$38.15	\$40.06	\$42.07	\$44.18
DEPUTY SHERIFF 2-ADVANCED	\$29.94	\$31.45	\$33.02	\$34.69	\$36.43	\$38.26	\$40.18	\$42.18	\$44.29	\$46.54
DEPUTY SHERIFF 2-INTERMEDIATE	\$29.30	\$30.77	\$32.32	\$33.94	\$35.63	\$37.43	\$39.31	\$41.28	\$43.34	\$45.52
SH INVSTG/CANNABIS CODE COMPL	\$34.49	\$36.23	\$38.03	\$39.94	\$41.94	\$44.05	\$46.26	\$48.59	\$51.01	\$53.57
SHERIFF DISPATCHER 1	\$22.78	\$23.91	\$25.11	\$26.37	\$27.69	\$29.09	\$30.54	\$32.07	\$33.69	\$35.37
SHERIFF DISPATCHER 2	\$24.32	\$25.54	\$26.83	\$28.16	\$29.58	\$31.07	\$32.62	\$34.26	\$35.98	\$37.78
SHERIFF DISPATCHER 2 - INTERMEDIATE	\$25.06	\$26.30	\$27.62	\$29.00	\$30.46	\$31.98	\$33.58	\$35.26	\$37.02	\$38.87
SHERIFF DISPATCHER 2 - ADVANCED	\$25.54	\$26.83	\$28.16	\$29.58	\$31.07	\$32.62	\$34.26	\$35.98	\$37.78	\$39.66
SHERIFF EMERGENCY SERVICES & TRAINING COORD.	\$27.88	\$29.28	\$30.73	\$32.29	\$33.91	\$35.62	\$37.40	\$39.28	\$41.24	\$43.31
SHERIFF INVESTIGATOR	\$30.59	\$32.12	\$33.76	\$35.45	\$37.22	\$39.10	\$41.06	\$43.13	\$45.29	\$47.56
SHERIFF INVESTIGATOR SERGEANT	\$37.30	\$39.17	\$41.14	\$43.19	\$45.35	\$47.63	\$50.02	\$52.51	\$55.14	\$57.90
SHERIFF INVESTIGATOR-ADVANCED	\$32.20	\$33.83	\$35.51	\$37.30	\$39.17	\$41.14	\$43.19	\$45.35	\$47.63	\$50.02
SHERIFF INVESTIGATOR-INTERMED	\$31.52	\$33.10	\$34.77	\$36.52	\$38.35	\$40.27	\$42.28	\$44.40	\$46.63	\$48.97
SHERIFF SERGEANT	\$32.12	\$33.76	\$35.45	\$37.22	\$39.10	\$41.06	\$43.13	\$45.29	\$47.56	\$49.93
SHERIFF SERGEANT-ADVANCED	\$34.64	\$36.37	\$38.21	\$40.12	\$42.13	\$44.24	\$46.46	\$48.79	\$51.23	\$53.78
SHERIFF SERGEANT-INTERMEDIATE	\$33.89	\$35.59	\$37.38	\$39.26	\$41.23	\$43.30	\$45.46	\$47.74	\$50.14	\$52.64
SHERIFF SERVICES ASSISTANT 1	\$20.57	\$21.59	\$22.68	\$23.82	\$25.02	\$26.28	\$27.60	\$28.98	\$30.44	\$31.97
SHERIFF SERVICES ASSISTANT 2	\$22.67	\$23.81	\$25.01	\$26.27	\$27.59	\$28.97	\$30.43	\$31.96	\$33.56	\$35.24

PAY SCHEDULES

County of Plumas
Pay Schedule

Effective as of 07/09/2024 per Board of Supervisors Resolution Number 2024-8931; revised as of 06/30/2024 per Ordinance Number 22-1142 and Resolution Number 2024-8930, and 07/14/2024 per Resolution Number 2024-8925 and adopted by the Board as of 08/13/2024 per Resolution Number 2024-8940

SHERIFF EMPLOYEE ASSC MID-MGMT

Job Title	HOURLY RATE									
	STEP 1	STEP 2	STEP 3	STEP 4	STEP 5	L1	L2	L3	L4	L5
ASST DIR OF EMERGENCY SERVICES	\$29.09	\$30.54	\$32.08	\$33.68	\$35.38	\$37.14	\$39.01	\$40.96	\$43.01	\$45.17
COMMUNICATIONS SUPER ADVANCED	\$29.41	\$30.90	\$32.45	\$34.07	\$35.77	\$37.57	\$39.46	\$41.42	\$43.50	\$45.68
COMMUNICATIONS SUPER INTERMED	\$28.85	\$30.30	\$31.82	\$33.42	\$35.08	\$36.84	\$38.70	\$40.64	\$42.67	\$44.81
COMMUNICATIONS SUPERVISOR	\$28.01	\$29.41	\$30.90	\$32.45	\$34.07	\$35.77	\$37.57	\$39.46	\$41.42	\$43.50
JAIL COMMANDER	\$40.09	\$42.12	\$44.23	\$46.45	\$48.77	\$51.20	\$53.78	\$56.48	\$59.32	\$62.29
SH INV SGT/CODE COMPLIANCE SUP	\$40.09	\$42.12	\$44.23	\$46.45	\$48.77	\$51.20	\$53.78	\$56.48	\$59.32	\$62.29
SHERIFF ADMIN SERGEANT	\$37.30	\$39.17	\$41.14	\$43.19	\$45.35	\$47.63	\$50.02	\$52.51	\$55.14	\$57.90
SHERIFF FISCAL OFFICER 1	\$28.68	\$30.11	\$31.62	\$33.19	\$34.87	\$36.62	\$38.47	\$40.39	\$42.41	\$44.53
SHERIFF FISCAL OFFICER 2	\$33.85	\$35.54	\$37.34	\$39.22	\$41.18	\$43.25	\$45.43	\$47.69	\$50.09	\$52.60
SHERIFF PATROL COMMANDER	\$40.09	\$42.12	\$44.23	\$46.45	\$48.77	\$51.20	\$53.78	\$56.48	\$59.32	\$62.29
SHERIFF'S OFFICE MANAGER **	\$22.49	\$23.62	\$24.79	\$26.03	\$27.34	\$28.70	\$30.14	\$31.66	\$33.25	\$34.92
SHERIFF'S SPECIAL OPS SGT	\$37.30	\$39.17	\$41.14	\$43.19	\$45.35	\$47.63	\$50.02	\$52.51	\$55.14	\$57.90

** Position reactivated for FY 2023/2024 effective July 1, 2023

PAY SCHEDULES

County of Plumas
Pay Schedule

Effective as of 07/09/2024 per Board of Supervisors Resolution Number 2024-8931; revised as of 06/30/2024 per Ordinance Number 22-1142 and Resolution Number 2024-8930, and 07/14/2024 per Resolution Number 2024-8925 and adopted by the Board as of 08/13/2024 per Resolution Number 2024-8940

UNDERSHERIFF

Job Title	HOURLY RATE									
	STEP 1	STEP 2	STEP 3	STEP 4	STEP 5	L1	L2	L3	L4	L5
UNDERSHERIFF	\$44.82	\$47.07	\$49.43	\$51.91	\$54.51	\$57.24	\$60.11	\$63.12	\$66.28	\$69.60

FISCAL YEAR 2024-2025

Schedule 10 - Internal Service Funds



UNEMPLOYMENT INSURANCE RESERVE

State Controller Schedule
County Budget Act

Plumas County
Operation of Internal Service Fund
Fiscal Year 2024-25

Schedule 10
Page 10.1

Fund Title: 0154 - UNEMPLOYMENT INS.RESERVE				
Service Activity: 0154 - UNEMPLOYMENT INS.RESERVE				2024-25
Operating Detail 1	2022-23	2023-24	2024-25	Adopted by the Board of Supervisors 5
	Actual 2	Actual <input checked="" type="checkbox"/> Estimated <input type="checkbox"/> Recommended 3	4	
Operating Revenues				
46-OTHER REVENUE				
46038 - INSURANCE PREMIUMS	110,000	90,000	80,000	80,000
46251 - REIMBURSEMENTS/REFUNDS	0	0	0	0
Total 46 - OTHER REVENUE	110,000	90,000	80,000	80,000
Total Operating Revenues	110,000	90,000	80,000	80,000
Operating Expenses				
52-SERVICES SUPPLIES				
520530 - CLAIMS	120,582	49,312	0	0
520540 - ADMIN FEES	321	401	0	0
525000 - OVERHEAD	949	375	375	375
Total 52 - SERVICES & SUPPLIES	121,852	50,088	375	375
Total Operating Expenses	121,852	50,088	375	375
Operating Income (Loss)	(11,852)	39,912	79,625	79,625
Non-Operating revenues (Expenses)				
43-USE OF MONEY PROPERTY				
43010 - INTEREST-INVESTED FUNDS	6,466	10,599	0	0
43998 - UNREALIZED GAINS/LOSSES	3,020	0	0	0
Total 43 - USE OF MONEY & PROPERTY	9,486	10,599	0	0
Total Non-Operating revenues (Expenses)	9,486	10,599	0	0
Income Before Capital Contributions and Transfers				
48-TRANSFER				
48000 - TRANSFER-IN	0	0	0	0
48007 - TSF-IN CRF REIMB	0	0	0	0
Total 48 - TRANSFER	0	0	0	0
Change in Net position	(2,366)	50,511	79,625	79,625
Net Position - Beginning Balance				
Net Position - Ending Balance				

WORKERS COMPENSATION & LIABILITY INSURANCE

State Controller Schedule
County Budget Act

Plumas County
Operation of Internal Service Fund
Fiscal Year 2024-25

Schedule 10
Page 10.2

Fund Title: 0156 - W/C & LIAB INSURANCE				
Service Activity: 0156 - W/C & LIAB INSURANCE				2024-25
Operating Detail 1	2022-23	2023-24	2024-25	Adopted by the
	Actual 2	Actual <input checked="" type="checkbox"/> Estimated <input type="checkbox"/> 3	Recommended 4	Board of Supervisors 5
Operating Revenues				
46-OTHER REVENUE				
46038 - INSURANCE PREMIUMS	1,312,519	2,387,765	2,387,769	2,387,769
46060 - OTHER-MISCELLANEOUS	0	0	0	0
46251 - REIMBURSEMENTS/REFUNDS	0	0	0	0
Total 46 - OTHER REVENUE	1,312,519	2,387,765	2,387,769	2,387,769
Total Operating Revenues	1,312,519	2,387,765	2,387,769	2,387,769
Operating Expenses				
52-SERVICES SUPPLIES				
520530 - CLAIMS	3,717,008	1,840,971	2,504,284	2,504,284
520870 - LIAB SETTLEMENT/CLAIMS	0	0	0	0
522800 - BOND -BLANKET EMPLEE	7,924	8,571	7,900	7,900
523130 - EMPLEE ASSIST PROGRAM	12,706	15,920	12,700	12,700
523211 - POLLUTION - INS	41,233	36,815	10,457	10,457
525000 - OVERHEAD	8,209	10,294	10,294	10,294
Total 52 - SERVICES & SUPPLIES	3,787,080	1,912,571	2,545,635	2,545,635
Total Operating Expenses	3,787,080	1,912,571	2,545,635	2,545,635
Operating Income (Loss)	(2,476,927)	525,705	(78,241)	(78,241)
Non-Operating revenues (Expenses)				
43-USE OF MONEY PROPERTY				
43010 - INTEREST-INVESTED FUNDS	(15,182)	3,110	0	0
43998 - UNREALIZED GAINS/LOSSES	1,580	0	0	0
Total 43 - USE OF MONEY & PROPERTY	(13,602)	3,110	0	0
Total Non-Operating revenues (Expenses)	(13,602)	3,110	0	0
Income Before Capital Contributions and Transfers				
48-TRANSFER				
48007 - TSF-IN CRF REIMB	1,000,000	0	0	0
Total 48 - TRANSFER	1,000,000	0	0	0
Change in Net position	(1,488,163)	478,304	(157,866)	(157,866)
Net Position - Beginning Balance				
Net Position - Ending Balance				

OTHER POST-EMPLOYMENT BENEFITS PENSION ISF

State Controller Schedule
County Budget Act

Plumas County
Operation of Internal Service Fund
Fiscal Year 2024-25

Schedule 10
Page 10.3

Fund Title: 0159 - OPEB PENSION ISF				
Service Activity: 0159 - OPEB PENSION ISF				
Operating Detail 1	2022-23 Actual 2	2023-24	2024-25	2024-25 Adopted by the Board of Supervisors 5
		Actual <input checked="" type="checkbox"/> Estimated <input type="checkbox"/> Recommended <input type="checkbox"/> 3		
Operating Revenues				
46-OTHER REVENUE				
46251 - REIMBURSEMENTS/REFUNDS	0	0	0	0
Total 46 - OTHER REVENUE	0	0	0	0
Total Operating Revenues	0	0	0	0
Operating Expenses				
51-SALARIES BENEFITS				
51090 - GROUP INSURANCE	213,175	180,017	0	0
Total 51 - SALARIES & BENEFITS	213,175	180,017	0	0
52-SERVICES SUPPLIES				
520525 - CALPERS PARS CONTRIBUTION	0	0	250,000	0
520559 - OPEB PARS CONTRIBUTIONS	0	0	0	0
Total 52 - SERVICES & SUPPLIES	0	0	250,000	0
Total Operating Expenses	213,175	180,017	250,000	0
Operating Income (Loss)	(1,703,704)	348,798	(328,241)	(78,241)
Non-Operating revenues (Expenses)				
43-USE OF MONEY PROPERTY				
43010 - INTEREST-INVESTED FUNDS	31,459	70,889	0	0
43998 - UNREALIZED GAINS/LOSSES	11,636	0	0	0
Total 43 - USE OF MONEY & PROPERTY	43,095	70,889	0	0
Total Non-Operating revenues (Expenses)	43,095	70,889	0	0
Income Before Capital Contributions and Transfers				
46-OTHER REVENUE				
46009 - OPEB REIMB FR DEPT	965,055	979,969	965,055	965,055
Total 46 - OTHER REVENUE	965,055	979,969	965,055	965,055
48-TRANSFER				
48000 - TRANSFER-IN	0	0	0	0
Total 48 - TRANSFER	0	0	0	0
58-TRANSFERS				
58000 - TRANSFER-OUT	(1,000,000)	0	0	0
Total 58 - TRANSFERS	(1,000,000)	0	0	0
Change in Net position	(205,025)	870,841	715,055	965,055
Net Position - Beginning Balance				
Net Position - Ending Balance				

FISCAL YEAR 2024-2025

Schedule 11 - Enterprise Funds



SOLID WASTE PLANNING/OPERATIONS

State Controller Schedule
County Budget Act

Plumas County
Operation of Enterprise Fund
Fiscal Year 2024-25

Schedule 11
Page 11.1

Fund Title: 0109 - S.W. PLANNING/OPERATIONS

Service Activity: 0109 - S.W. PLANNING/OPERATIONS

Service Activity: 0109 - S.W. PLANNING/OPERATIONS				2024-25
Operating Detail 1	2022-23	2023-24	2024-25	Adopted by the Board of Supervisors 5
	Actual 2	Actual <input checked="" type="checkbox"/> Estimated <input type="checkbox"/> Recommended <input type="checkbox"/> 3	4	
Operating Revenues				
45-CHARGES FOR SERVICES				
45073 - GREEN WASTE FEES	6,099	13,264	15,000	15,000
45301 - TIPPING FEE	0	0	0	0
45301P - TIPPING FEE	0	0	0	0
45306 - SOLID WASTE SURCHARGE	336,389	442,291	440,000	440,000
45306P - SURCHARGE PRIOR YR	57,310	0	0	0
Total 45 - CHARGES FOR SERVICES	399,798	455,555	455,000	455,000
46-OTHER REVENUE				
46251 - REIMBURSEMENTS/REFUNDS	8,000	87,419	9,000	9,000
Total 46 - OTHER REVENUE	8,000	87,419	9,000	9,000
Total Operating Revenues	407,798	542,974	464,000	464,000
Operating Expenses				
51-SALARIES BENEFITS				
51020 - OTHER WAGES	0	0	0	0
51070 - UNEMPLOYMENT INSURANCE	0	0	0	0
51100 - FICA/MEDICARE OASDI	0	0	0	0
51110 - COMPENSATION INSURANCE	(13)	413	413	380
Total 51 - SALARIES & BENEFITS	(13)	413	413	380
52-SERVICES SUPPLIES				
520201 - PHONE - LAND LINE (S)	0	0	0	0
520419 - COVID PPE & CLEANING COST	0	0	0	0
520500 - INSURANCE	0	0	0	0
521300 - MAINT. BUILDINGS & GROUND	0	0	10,000	10,000
521800 - OFFICE EXPENSE	7	0	750	750
521850 - CLOSURE/POST CLOSURE	278,422	0	10,000	10,000
521900 - PROFESSIONAL SVC	143,759	141,591	151,500	151,500
523700 - PUBLICATIONS-LEGAL NOTICE	0	0	750	750
524200 - RENTS/LEASES STRUCTURES	100	100	100	100
524400 - SPECIAL DEPARTMENT EXPENSE	80,978	67,949	85,000	85,000
524452 - RECYCLE TIRE EVENT	0	0	0	0
525000 - OVERHEAD	1,415	8,018	8,018	8,018
525119 - LIABILITY SELF-FUND INSURANCE	0	0	0	0
527380 - NON EMPLOYEE TRAVEL	0	0	0	0
527400 - TRAVEL- IN COUNTY	0	0	0	0
527500 - TRAVEL- OUT OF COUNTY	352	260	3,000	3,000
527750 - IN CNTY HOSTING	0	0	0	0
527900 - ADMINISTRATION	104,933	115,727	100,000	100,000
Total 52 - SERVICES & SUPPLIES	609,966	333,645	369,118	369,118
53-OTHER CHARGES				
532450 - DEPRECIATION EXPENSE	0	0	0	0
Total 53 - OTHER CHARGES	0	0	0	0
54-FIXED ASSETS				
540111 - CAPITAL IMPROVEMENT	0	0	0	0
542600 - EQUIPMENT	0	0	0	0
548200 - PAVING/LANDSCAPE PROJ	0	0	0	0

SOLID WASTE PLANNING/OPERATIONS

State Controller Schedule
County Budget Act

Plumas County
Operation of Enterprise Fund
Fiscal Year 2024-25

Schedule 11
Page 11.2

Fund Title: 0109 - S.W. PLANNING/OPERATIONS				
Service Activity: 0109 - S.W. PLANNING/OPERATIONS				
Operating Detail 1	2022-23 Actual 2	2023-24 Actual <input checked="" type="checkbox"/> Estimated <input type="checkbox"/> 3	2024-25 Recommended 4	2024-25 Adopted by the Board of Supervisors 5
Operating Expenses (continued)				
54-FIXED ASSETS (continued)				
548210 - CHESTER TRF ST RECYCLE FC	0	36,688	0	0
548211 - E.QUINCY TRF ST RECYCLE	0	0	30,000	30,000
548212 - GRAEAGLE TRF ST RECYCLE	0	0	31,000	31,000
Total 54 - FIXED ASSETS	0	36,688	61,000	61,000
Total Operating Expenses	609,953	370,746	430,531	430,498
Operating Income (Loss)	(202,155)	172,228	33,469	33,502
Non-Operating revenues (Expenses)				
43-USE OF MONEY PROPERTY				
43010 - INTEREST-INVESTED FUNDS	77,267	104,726	20,000	20,000
43998 - UNREALIZED GAINS/LOSSES	29,740	0	0	0
Total 43 - USE OF MONEY & PROPERTY	107,007	104,726	20,000	20,000
Total Non-Operating revenues (Expenses)	107,007	104,726	20,000	20,000
Income Before Capital Contributions and Transfers				
40-TAX REVENUE				
40150 - SPECIAL ASSESSMENT	0	0	0	0
Total 40 - TAX REVENUE	0	0	0	0
48-TRANSFER				
480000 - TRANSFER	0	0	0	0
Total 48 - TRANSFER	0	0	0	0
52-SERVICES SUPPLIES				
528400 - CONTINGENCIES	0	0	0	0
Total 52 - SERVICES & SUPPLIES	0	0	0	0
55-PRIOR PERIOD ADJUSTMENT				
55000 - PRIOR PERIOD ADJUSTMENT	0	0	0	0
Total 55 - PRIOR PERIOD ADJUSTMENT	0	0	0	0
58-TRANSFERS				
580000 - TRANSFER	(45,079)	(104,140)	(165,000)	(165,000)
580717 - TRF-GRN WST INTR DPT CST	(58,413)	(57,267)	(60,000)	(60,000)
Total 58 - TRANSFERS	(103,492)	(161,407)	(225,000)	(225,000)
Change in Net position	(198,640)	115,547	(171,531)	(171,498)
Net Position - Beginning Balance	248,492	400,000	400,000	400,000
Net Position - Ending Balance	49,852	515,547	228,469	228,502

Fund Title: 0110 - AIRPORTS

Service Activity: 0110 - AIRPORTS

Service Activity: 0110 - AIRPORTS				2024-25
Operating Detail 1	2022-23	2023-24	2024-25	Adopted by the Board of Supervisors 5
	Actual 2	Actual <input checked="" type="checkbox"/> Estimated <input type="checkbox"/> Recommended <input type="checkbox"/> 3	4	
Operating Revenues				
43-USE OF MONEY PROPERTY				
43020 - RENTS & CONCESSIONS	131,983	138,555	135,000	135,000
43020P - RENTS & CONCESSIONS	0	0	0	0
43030 - SALE OF FUEL	370,137	431,254	400,000	400,000
Total 43 - USE OF MONEY & PROPERTY	502,120	569,809	535,000	535,000
45-CHARGES FOR SERVICES				
45004 - FUEL FACILITY OTHER REV.	0	0	0	0
45225 - LANDING FEES	0	0	0	0
Total 45 - CHARGES FOR SERVICES	0	0	0	0
46-OTHER REVENUE				
46251 - REIMBURSEMENTS/REFUNDS	15,629	20,182	4,000	4,000
46823 - AIRPORT FEES	22,333	6,965	10,000	10,000
46823P - AIRPORT FEES	0	0	0	0
Total 46 - OTHER REVENUE	37,962	27,147	14,000	14,000
Total Operating Revenues	540,082	596,956	549,000	549,000
Operating Expenses				
51-SALARIES BENEFITS				
51000 - REGULAR WAGES	91,761	93,289	102,672	98,689
51020 - OTHER WAGES	4,488	1,682	31,316	31,316
51060 - OVERTIME PAY	0	100	0	0
51070 - UNEMPLOYMENT INSURANCE	2,969	2,210	2,057	2,057
51080 - RETIREMENT	22,246	23,541	36,028	34,626
51081 - OPEB LIABILITY	4,135	4,334	4,268	4,268
51082 - PENSION EXPENSE	0	0	0	0
51090 - GROUP INSURANCE	12,773	11,125	54,076	54,006
51100 - FICA/MEDICARE OASDI	7,379	7,284	7,854	7,549
51110 - COMPENSATION INSURANCE	150	1,030	1,030	1,362
51111 - COMPENSATED ABSENCE EXP	0	0	0	0
51120 - CELL PHONE ALLOW	400	600	600	600
51150 - LIFE INSURANCE	391	354	391	253
Total 51 - SALARIES & BENEFITS	146,692	145,549	240,292	234,726
52-SERVICES SUPPLIES				
520201 - PHONE - LAND LINE (S)	6,229	6,701	7,400	7,400
520210 - POSTAGE/SHIP, MAIL COST	185	126	300	300
520402 - CLEANING SUPPLIES	0	0	0	0
520407 - REFUSE DISPOSAL	4,627	4,454	5,000	5,000
520419 - COVID PPE & CLEANING COST	0	0	0	0
520500 - INSURANCE	0	0	0	0
520900 - EQUIPMENT MAINTENANCE	28,440	34,952	35,000	35,000
520902 - VEHICLE MAINTENANCE	89	918	1,000	1,000
521102 - FUEL - VEHICLE	0	0	0	0
521105 - FUEL AV GAS	113,830	120,055	100,000	100,000
521106 - FUEL JET A	161,484	111,928	105,000	105,000
521108 - JET FUEL TAXES	10,580	11,173	20,000	20,000
521300 - MAINT. BUILDINGS & GROUND	31,131	29,078	30,000	30,000

Fund Title: 0110 - AIRPORTS

Service Activity: 0110 - AIRPORTS

Service Activity: 0110 - AIRPORTS				2024-25
Operating Detail 1	2022-23 Actual 2	2023-24	2024-25	Adopted by the Board of Supervisors 5
		Actual <input checked="" type="checkbox"/> Estimated <input type="checkbox"/> Recommended <input type="checkbox"/> 3		
Operating Expenses (continued)				
52-SERVICES SUPPLIES (continued)				
521302 - FIRE EXTINGUISHER SVC	376	400	400	400
521340 - FUEL SPILL CLEAN UP	0	0	500	500
521600 - MEMBERSHIPS/ANNUAL DUES	0	0	150	150
521730 - CREDIT CARD FEES	10,526	12,283	18,000	18,000
521750 - FITNESS & WELLNESS	0	0	0	0
521800 - OFFICE EXPENSE	120	361	500	500
521900 - PROFESSIONAL SVC	19,875	43,738	45,000	45,000
521974 - FUEL PUMPING FEES	0	0	0	0
523210 - AVIATION-INSURANCE	5,003	5,503	5,003	5,003
524400 - SPECIAL DEPARTMENT EXPENSE	0	0	300	300
524430 - CABLE RADIO/TV	0	0	0	0
524918 - PERMITS	0	0	300	300
525000 - OVERHEAD	30,769	101,049	101,049	101,049
525119 - LIABILITY SELF-FUND INSURANCE	6,803	2,229	2,229	2,621
527400 - TRAVEL- IN COUNTY	5,501	4,892	6,000	6,000
527500 - TRAVEL- OUT OF COUNTY	284	0	500	500
527802 - ELECTRIC CHARGES	22,343	25,652	26,000	26,000
527803 - PROPANE/OTHR HEATING FUEL	1,278	1,002	1,400	1,400
527807 - WATER/SEWER CHARGES	2,523	2,716	2,800	2,800
529506 - PRINCIPAL ON LOAN	0	0	0	0
529630 - REIMBURSE FUEL	0	0	0	0
Total 52 - SERVICES & SUPPLIES	461,996	519,210	513,831	514,223
53-OTHER CHARGES				
532450 - DEPRECIATION EXPENSE	0	0	0	0
Total 53 - OTHER CHARGES	0	0	0	0
54-FIXED ASSETS				
540111 - CAPITAL IMPROVEMENT	0	0	0	0
540112 - CAPITAL IMPROVEMENT	0	0	0	0
540113 - CAPITAL IMPROVEMENT	0	0	0	0
541770 - AVIATION REFUEL/TNK CONV.	0	0	0	0
544630 - EQUIPMENT REPLACEMENT	0	0	25,000	25,000
Total 54 - FIXED ASSETS	0	0	25,000	25,000
Total Operating Expenses	608,688	664,759	779,123	773,949
Operating Income (Loss)	(267,246)	47,744	(401,654)	(396,447)
Non-Operating revenues (Expenses)				
43-USE OF MONEY PROPERTY				
43000 - INTEREST INCOME LEASE	0	0	550	550
43010 - INTEREST-INVESTED FUNDS	11,690	15,827	550	550
43700 - LEASE REVENUE	0	0	0	0
43998 - UNREALIZED GAINS/LOSSES	4,550	0	0	0
Total 43 - USE OF MONEY & PROPERTY	16,240	15,827	1,100	1,100
46-OTHER REVENUE				
46082 - SALE OF SURPLUS PROP	0	0	0	0
Total 46 - OTHER REVENUE	0	0	0	0

Fund Title: 0110 - AIRPORTS				
Service Activity: 0110 - AIRPORTS				
Operating Detail 1	2022-23 Actual 2	2023-24 Actual <input checked="" type="checkbox"/> Estimated <input type="checkbox"/> 3	2024-25 Recommended 4	2024-25 Adopted by the Board of Supervisors 5
Non-Operating revenues (Expenses) (continued)				
52-SERVICES SUPPLIES				
529350 - INTEREST ON LOAN	(945)	0	0	0
Total 52 - SERVICES & SUPPLIES	(945)	0	0	0
Total Non-Operating revenues (Expenses)	15,295	15,827	1,100	1,100
Income Before Capital Contributions and Transfers				
40-TAX REVENUE				
40070 - TIMBER YIELD TAX	3,707	2,509	3,500	3,500
Total 40 - TAX REVENUE	3,707	2,509	3,500	3,500
44-STATE FEDERAL AID				
44020 - STATE-AID FOR AVIATION	30,000	30,000	30,000	30,000
Total 44 - STATE & FEDERAL AID	30,000	30,000	30,000	30,000
48-TRANSFER				
48000 - TRANSFER-IN	898	0	0	0
48005 - TRANSFER-IN5	0	0	1,678	1,678
48211 - CONTRI TRANS FR CO GEN	0	0	0	0
Total 48 - TRANSFER	898	0	1,678	1,678
55-PRIOR PERIOD ADJUSTMENT				
55000 - PRIOR PERIOD ADJUSTMENT	0	0	0	0
Total 55 - PRIOR PERIOD ADJUSTMENT	0	0	0	0
58-TRANSFERS				
58000 - TRANSFER-OUT	0	0	0	0
Total 58 - TRANSFERS	0	0	0	0
Change in Net position	(18,706)	(19,467)	(193,845)	(188,671)
Net Position - Beginning Balance	1,911,115	1,814,875	1,814,875	1,814,875
Net Position - Ending Balance	1,892,409	1,795,408	1,621,030	1,626,204

AIRPORTS - CAPITAL IMPROVEMENTS

State Controller Schedule
County Budget Act

Plumas County
Operation of Enterprise Fund
Fiscal Year 2024-25

Schedule 11
Page 11.6

Fund Title: 0110 0110A - AIRPORTS-CAP IMPROVEMENTS				
Service Activity: 0110 0110A - AIRPORTS-CAP IMPROVEMENTS				
Operating Detail 1	2022-23	2023-24	2024-25	2024-25
	Actual 2	Actual <input checked="" type="checkbox"/> Estimated <input type="checkbox"/> Recommended <input type="checkbox"/> 3	4	Adopted by the Board of Supervisors 5
Operating Revenues				
45-CHARGES FOR SERVICES				
45426 - COPIES-REPORTS OR PLANS	0	0	0	0
Total 45 - CHARGES FOR SERVICES	0	0	0	0
Total Operating Revenues	0	0	0	0
Operating Expenses				
52-SERVICES SUPPLIES				
524400 - SPECIAL DEPARTMENT EXPENSE	0	0	0	0
525000 - OVERHEAD	253	7,085	7,085	7,085
Total 52 - SERVICES & SUPPLIES	253	7,085	7,085	7,085
53-OTHER CHARGES				
532450 - DEPRECIATION EXPENSE	0	0	0	0
Total 53 - OTHER CHARGES	0	0	0	0
54-FIXED ASSETS				
541610 - QUINCY EQUIP MAINT BLDG	0	0	0	0
541611 - QUINCY UPGRADE LIGHTING	0	0	0	0
541612 - QUINCY ENGINEERING DESIGN	0	0	0	0
541613 - Beacon Tower Quincy Construc	0	0	270,000	270,000
541614 - ALP Quincy	0	0	273,000	273,000
541615 - Reseal Apron Joint Seal	0	0	54,000	54,000
541616 - PerimeterFence Quincy	0	0	20,000	20,000
541617 - ALP Rogers	0	0	272,000	272,000
541618 - Fuel Farm Chester	0	0	78,000	78,000
541619 - Reseal Taxiway/Apron Chester	0	0	4,000	4,000
541620 - CHSTR REC TIE DOWN APRON	0	0	0	0
541621 - CHESTER - EQUIP PURCHASES	0	0	0	0
541623 - Reseal -Beckwourth	0	0	30,000	30,000
541640 - CHESTER AIR -RMVL	0	0	0	0
541650 - QUINCY AIRPORT PROJ	0	0	0	0
541660 - BECKWORTH AIR -REML	0	0	0	0
541680 - QNCY-AWOS (APRON 06)	0	0	0	0
541690 - CHESTER JOINTS/APRON	0	0	0	0
541700 - BCKWRTH BEACON TOWER	0	0	0	0
541710 - BCKWRTH SNOW BLOWER	0	0	0	0
541720 - QUINCY SNOW BLOWER	0	0	0	0
541730 - CHESTER SNOW PLOW	0	0	0	0
541740 - CHESTER WILDLIFE HAZARD	21,069	0	11,567	0
541745 - CHESTER AIRPORT RESEAL	2,098	0	0	0
541750 - QUNCY WILDLIFE	25,713	8,265	11,258	0
541755 - BECKW AIRPORT RESEAL	9,096	0	0	0
541756 - QUINCY AIRPORT BEACON	0	61,552	62,100	0
541757 - BECKW AIRPORT RESEAL CONST	0	18,040	238,672	238,672
541758 - CHESTER AP RESEAL CONSTRUCTI	0	601,299	131,994	0
543800 - PLOW/WINGS/SANDER	0	0	0	0
545330 - CHSRT--PLANNING	4,090	19,130	43,530	43,530
545331 - QNCY--PLANNING	5,220	13,935	37,630	37,630

AIRPORTS - CAPITAL IMPROVEMENTS

State Controller Schedule
County Budget Act

Plumas County
Operation of Enterprise Fund
Fiscal Year 2024-25

Schedule 11
Page 11.7

Fund Title: 0110 0110A - AIRPORTS-CAP IMPROVEMENTS				
Service Activity: 0110 0110A - AIRPORTS-CAP IMPROVEMENTS				
Operating Detail 1	2022-23	2023-24	2024-25	2024-25
	Actual 2	Actual <input checked="" type="checkbox"/> Estimated <input type="checkbox"/> Recommended 3	Recommended 4	Adopted by the Board of Supervisors 5
Operating Expenses (continued)				
54-FIXED ASSETS (continued)				
545420 - CHESTER TAXIWAY A	0	0	0	0
545421 - CHESTER THRESHOLD	0	0	0	0
545430 - CHSTR--AWOS OR TAXILANE	0	0	0	0
545431 - BCKWRTH--PLANNING	5,130	9,760	44,440	44,440
545440 - QUINCY RUNWAY/TAXIWAY A	0	0	0	0
545480 - BECKWRTH-AIRPRT PROJ	0	0	0	0
Total 54 - FIXED ASSETS	72,416	731,981	1,582,191	1,365,272
Total Operating Expenses	72,669	739,066	1,589,276	1,372,357
Operating Income (Loss)	(290,015)	(642,986)	(1,954,652)	(1,732,526)
Non-Operating revenues (Expenses)				
43-USE OF MONEY PROPERTY				
43010 - INTEREST-INVESTED FUNDS	531	(1,019)	0	0
Total 43 - USE OF MONEY & PROPERTY	531	(1,019)	0	0
Total Non-Operating revenues (Expenses)	531	(1,019)	0	0
Income Before Capital Contributions and Transfers				
44-STATE FEDERAL AID				
44520 - FEDL-OTHER & FAA	63,569	666,761	987,425	987,425
44529 - FED-FAA-QUINCY AIRPORT	0	0	0	0
44530 - FED. FAA CHESTER AIRPORT	0	0	0	0
44544 - FED --BECKWOURTH FAA	0	0	0	0
44582 - ST-AERONAUTICS	0	21,382	42,615	42,615
Total 44 - STATE & FEDERAL AID	63,569	688,143	1,030,040	1,030,040
48-TRANSFER				
48000 - TRANSFER-IN	0	0	0	0
Total 48 - TRANSFER	0	0	0	0
52-SERVICES SUPPLIES				
528400 - CONTINGENCIES	0	0	0	0
Total 52 - SERVICES & SUPPLIES	0	0	0	0
58-TRANSFERS				
58000 - TRANSFER-OUT	0	0	0	0
Total 58 - TRANSFERS	0	0	0	0
Change in Net position	(8,569)	(51,942)	(559,236)	(342,317)
Net Position - Beginning Balance	3,574,249	3,545,062	2,985,826	2,985,826
Net Position - Ending Balance	3,565,680	3,493,120	2,426,590	2,643,509

PLUMAS COUNTY TRANSIT AUTHORITY

State Controller Schedule
County Budget Act

Plumas County
Operation of Enterprise Fund
Fiscal Year 2024-25

Schedule 11
Page 11.8

Fund Title: 0115 - P.C. TRNST ATH				
Service Activity: 0115 - P.C. TRNST ATH				
Operating Detail 1	2022-23	2023-24	2024-25	2024-25
	Actual 2	Actual <input checked="" type="checkbox"/> Estimated <input type="checkbox"/> 3	Recommended 4	Adopted by the Board of Supervisors 5
Operating Expenses				
52-SERVICES SUPPLIES				
520419 - COVID PPE & CLEANING COST	0	0	0	0
521900 - PROFESSIONAL SVC	829,234	903,912	1,084,407	1,084,407
524400 - SPECIAL DEPARTMENT EXPENSE	0	0	0	0
Total 52 - SERVICES & SUPPLIES	829,234	903,912	1,084,407	1,084,407
53-OTHER CHARGES				
532450 - DEPRECIATION EXPENSE	0	0	0	0
Total 53 - OTHER CHARGES	0	0	0	0
54-FIXED ASSETS				
541500 - VEHICLE	0	0	0	0
Total 54 - FIXED ASSETS	0	0	0	0
Total Operating Expenses	829,234	903,912	1,084,407	1,084,407
Operating Income (Loss)	(1,055,149)	(859,774)	(2,009,019)	(1,786,893)
Non-Operating revenues (Expenses)				
43-USE OF MONEY PROPERTY				
43998 - UNREALIZED GAINS/LOSSES	2,940	0	0	0
Total 43 - USE OF MONEY & PROPERTY	2,940	0	0	0
Total Non-Operating revenues (Expenses)	2,940	0	0	0
Income Before Capital Contributions and Transfers				
46-OTHER REVENUE				
46070 - CNTRB FR OTHR AGENCY	829,234	903,912	1,084,407	1,084,407
Total 46 - OTHER REVENUE	829,234	903,912	1,084,407	1,084,407
Change in Net position	2,940	0	0	0
Net Position - Beginning Balance	121,438	121,438	121,438	121,438
Net Position - Ending Balance	124,378	121,438	121,438	121,438

CSA #12 SENIOR TRANSPORTATION

State Controller Schedule
County Budget Act

Plumas County
Operation of Enterprise Fund
Fiscal Year 2024-25

Schedule 11
Page 11.9

Fund Title: 0116 - CSA #12 SENIOR TRANS				
Service Activity: 0116 - CSA #12 SENIOR TRANS				
Operating Detail 1	2022-23 Actual 2	2023-24	2024-25	Adopted by the Board of Supervisors 5
		Actual <input checked="" type="checkbox"/> Estimated <input type="checkbox"/> Recommended <input type="checkbox"/> 3		
Operating Revenues				
46-OTHER REVENUE				
46239 - DONATIONS	5,806	4,551	6,000	6,000
46239P - DONATIONS	0	0	0	0
Total 46 - OTHER REVENUE	5,806	4,551	6,000	6,000
Total Operating Revenues	5,806	4,551	6,000	6,000
Operating Expenses				
51-SALARIES BENEFITS				
51000 - REGULAR WAGES	105,032	142,936	295,737	272,307
51020 - OTHER WAGES	141,950	146,636	66,538	66,538
51060 - OVERTIME PAY	390	1,732	0	0
51070 - UNEMPLOYMENT INSURANCE	2,471	2,960	2,760	2,760
51080 - RETIREMENT	35,426	38,993	103,774	95,553
51081 - OPEB LIABILITY	6,457	6,762	6,659	6,659
51082 - PENSION EXPENSE	0	0	0	0
51090 - GROUP INSURANCE	21,637	29,817	104,322	90,201
51100 - FICA/MEDICARE OASDI	18,810	22,518	22,624	20,832
51110 - COMPENSATION INSURANCE	(106)	1,256	1,256	2,432
51111 - COMPENSATED ABSENCE EXP	0	0	0	0
51150 - LIFE INSURANCE	0	0	0	866
Total 51 - SALARIES & BENEFITS	332,067	393,610	603,670	558,148
52-SERVICES SUPPLIES				
520202 - CELL PHONE SERVICE	1,662	996	1,500	1,500
520419 - COVID PPE & CLEANING COST	0	0	0	0
520900 - EQUIPMENT MAINTENANCE	36,026	33,611	40,000	40,000
521102 - FUEL - VEHICLE	85,617	70,460	70,000	70,000
521800 - OFFICE EXPENSE	300	92	300	300
521900 - PROFESSIONAL SVC	0	0	0	0
521986 - SECURITY	95	102	114	114
524419 - DOT EXAM	240	240	900	900
525000 - OVERHEAD	12,924	19,281	19,281	19,281
525119 - LIABILITY SELF-FUND INSURANCE	36,362	9,106	9,106	10,915
527380 - NON EMPLOYEE TRAVEL	0	0	0	0
527400 - TRAVEL- IN COUNTY	0	0	0	0
527500 - TRAVEL- OUT OF COUNTY	0	0	0	0
Total 52 - SERVICES & SUPPLIES	173,226	133,888	141,201	143,010
53-OTHER CHARGES				
532450 - DEPRECIATION EXPENSE	0	0	0	0
Total 53 - OTHER CHARGES	0	0	0	0
54-FIXED ASSETS				
54000 - FIXED ASSET ACQUISITION	0	0	0	0
541500 - VEHICLE	0	0	0	0
Total 54 - FIXED ASSETS	0	0	0	0
Total Operating Expenses	505,293	527,498	744,871	701,158
Operating Income (Loss)	(722,462)	(478,809)	(1,663,483)	(1,397,644)

CSA #12 SENIOR TRANSPORTATION

State Controller Schedule
County Budget Act

Plumas County
Operation of Enterprise Fund
Fiscal Year 2024-25

Schedule 11
Page 11.10

Fund Title: 0116 - CSA #12 SENIOR TRANS				
Service Activity: 0116 - CSA #12 SENIOR TRANS				
Operating Detail 1	2022-23	2023-24	2024-25	2024-25
	Actual 2	Actual <input checked="" type="checkbox"/> Estimated <input type="checkbox"/> 3	Recommended 4	Adopted by the Board of Supervisors 5
Non-Operating revenues (Expenses)				
43-USE OF MONEY PROPERTY				
43016 - INTEREST INCOME	1	1	0	0
43998 - UNREALIZED GAINS/LOSSES	(6)	0	0	0
Total 43 - USE OF MONEY & PROPERTY	(5)	1	0	0
46-OTHER REVENUE				
46082 - SALE OF SURPLUS PROP	0	0	0	0
Total 46 - OTHER REVENUE	0	0	0	0
Total Non-Operating revenues (Expenses)	(5)	1	0	0
Income Before Capital Contributions and Transfers				
44-STATE FEDERAL AID				
44213 - STATE - TITLE III (AAA)	30,139	30,000	30,000	30,000
44290 - STATE-OTHER	0	0	0	0
Total 44 - STATE & FEDERAL AID	30,139	30,000	30,000	30,000
46-OTHER REVENUE				
46070 - CNTRB FR OTHR AGENCY	359,788	376,652	407,912	407,912
46211 - CONTRIB-GEN FUND	39,661	48,513	299,343	299,343
Total 46 - OTHER REVENUE	399,449	425,165	707,255	707,255
48-TRANSFER				
48000 - TRANSFER-IN	992	0	500	500
48001 - TRANSFER-IN1	0	0	0	0
48005 - TRANSFER-IN5	0	0	1,616	1,616
48100 - TRF IN DIASTER	0	0	0	0
Total 48 - TRANSFER	992	0	2,116	2,116
55-PRIOR PERIOD ADJUSTMENT				
55000 - PRIOR PERIOD ADJUSTMENT	0	0	0	0
Total 55 - PRIOR PERIOD ADJUSTMENT	0	0	0	0
58-TRANSFERS				
580000 - TRANSFER	0	0	0	0
Total 58 - TRANSFERS	0	0	0	0
Change in Net position	(68,912)	(67,781)	500	44,213
Net Position - Beginning Balance	(259,335)	0	0	0
Net Position - Ending Balance	(328,247)	(67,781)	500	44,213

FISCAL YEAR 2024-2025

Special Districts



SCHEDULE 12 - SUMMARY

State Controller Schedule
County Budget Act

Plumas County
Special Districts and Other Agencies Summary - Nonenterprise
Fiscal Year 2024-25

Schedule 12
Page 12.1

District and Agency Name	Total Financing Sources				Total Financing Uses		
	Fund Balance Available June 30, 2024	Decreases to Obligated Fund Balances	Additional Funding Source	Total Financing Sources	Financing Uses	Increases Obligated Fund Balances	Total Financing Uses
1	2	3	4	5	6	7	8
County Air/Flood Control							
0201 - AIR POLLUTION CONTROL	0	0	10,820	10,820	10,820	0	10,820
0208 - FLOOD CNTRL 0208	0	98,147	1,604,550	1,702,697	1,702,697	0	1,702,697
Total County Air/Flood Control	0	98,147	1,615,370	1,713,517	1,713,517	0	1,713,517
Lighting Districts							
0202 - CRESCENT MILLS LIGHTING	0	3,789	1,055	4,844	4,844	0	4,844
0204 - QUINCY LIGHTING	0	29,540	62,680	92,220	92,220	0	92,220
Total Lighting Districts	0	33,329	63,735	97,064	97,064	0	97,064
Community Service Districts							
0206 - BECKWOURTH CO.SERV.AREA	0	23,801	201,805	225,606	225,606	0	225,606
0221 - WALKER RANCH CSD	0	173,063	145,000	318,063	318,063	0	318,063
0223 - GRIZZLY RANCH CSD	0	0	0	0	0	0	0
Total Community Service Districts	0	196,864	346,805	543,669	543,669	0	543,669
Miscellaneous Districts							
0215 - CO.SVC.AREA#11-AMBULANCE	0	0	0	0	0	0	0
0219 - MONTEREY FORUM	0	1	0	1	1	0	1
Total Miscellaneous Districts	0	1	0	1	1	0	1
Total Special Districts	0	328,341	2,025,910	2,354,251	2,354,251	0	2,354,251

SCHEDULE 13 - FUND-BALANCES

District and Agency Name 1	Total Fund Balance June 30, 2024 2	Less Obligated Fund Balances			Fund Balance Available June 30, 2024 6
		Encumbrances 3	Nonspendable, Restricted, and Committed 4	Assigned 5	
County Air/Flood Control					
0201 AIR POLLUTION CONTROL	1,807	0	1,807	0	0
0208 FLOOD CNTRL 0208	2,192,269	0	2,192,269	0	0
0208 0208B FLOOD CNTRL 0208B	(5,287)	0	(5,287)	0	0
Total County Air/Flood Control	2,188,789	0	2,188,789	0	0
Lighting Districts					
0202 CRESCENT MILLS LIGHTING	15,008	0	15,008	0	0
0204 QUINCY LIGHTING	72,096	0	72,096	0	0
Total Lighting Districts	87,104	0	87,104	0	0
Community Service Districts					
0206 BECKWOURTH CO.SERV.AREA	23,801	0	23,801	0	0
0221 WALKER RANCH CSD	1,131,371	0	1,131,371	0	0
0223 GRIZZLY RANCH CSD	63	0	63	0	0
Total Community Service Districts	1,155,235	0	1,155,235	0	0
Miscellaneous Districts					
0215 CO.SVC.AREA#11-AMBULANCE	8,206	0	8,206	0	0
0219 MONTEREY FORUM	20,844	0	20,844	0	0
Total Miscellaneous Districts	29,050	0	29,050	0	0
Total Special Districts and Other Agencies	3,460,178	0	3,460,178	0	0

SCHEDULE 14 - OBLIGATED FUND BALANCES

District and Agency Name 1		Obligated Fund Balance June 30, 2024 2	Decreases or Cancellations 3		Increases or Creations 5		Total Obligated Fund Balances for the Budget Year 7
			Recommended	Adopted by the Board of Supervisors 4	Recommended	Adopted by the Board of Supervisors 6	
County Air/Flood Control							
0201 AIR POLLUTION CONTROL							
	Restricted	1,807	0	0	0	0	1,807
Total AIR POLLUTION CONTROL		1,807	0	0	0	0	1,807
0208 FLOOD CNTRL 0208							
	Restricted	2,192,269	0	98,147	0	0	2,094,122
Total FLOOD CNTRL 0208		2,192,269	0	98,147	0	0	2,094,122
02080208B FLOOD CNTRL 0208B							
	Restricted	(5,287)	253,175	0	0	0	(5,287)
Total FLOOD CNTRL 0208B		(5,287)	253,175	0	0	0	(5,287)
Total County Air/Flood Control		2,188,789	253,175	98,147	0	0	2,090,642
Lighting Districts							
0202 CRESCENT MILLS LIGHTING							
	Restricted	15,008	3,789	3,789	0	0	11,219
Total CRESCENT MILLS LIGHTING		15,008	3,789	3,789	0	0	11,219
0204 QUINCY LIGHTING							
	Restricted	72,096	29,540	29,540	0	0	42,556
Total QUINCY LIGHTING		72,096	29,540	29,540	0	0	42,556
Total Lighting Districts		87,104	33,329	33,329	0	0	53,775
Community Service Districts							
0206 BECKWOURTH CO.SERV.AREA							
	Restricted	23,801	23,046	23,801	0	0	0
Total BECKWOURTH CO.SERV.AREA		23,801	23,046	23,801	0	0	0
0221 WALKER RANCH CSD							
	Restricted	1,131,371	173,063	173,063	0	0	958,308
Total WALKER RANCH CSD		1,131,371	173,063	173,063	0	0	958,308
0223 GRIZZLY RANCH CSD							
	Restricted	63	0	0	0	0	63
Total GRIZZLY RANCH CSD		63	0	0	0	0	63
Total Community Service Districts		1,155,235	196,109	196,864	0	0	958,371
Miscellaneous Districts							

SCHEDULE 14 - OBLIGATED FUND BALANCES

District and Agency Name 1	Obligated Fund Balance June 30, 2024 2	Decreases or Cancellations		Increases or Creations		Total Obligated Fund Balances for the Budget Year 7	
		Recommended 3	Adopted by the Board of Supervisors 4	Recommended 5	Adopted by the Board of Supervisors 6		
Miscellaneous Districts (continued)							
0215 CO.SVC.AREA#11-AMBULANCE							
Restricted	8,206	0	0	0	0	0	8,206
Total CO.SVC.AREA#11-AMBULANCE	8,206	0	0	0	0	0	8,206
0219 MONTEREY FORUM							
Restricted	20,844	1	1	0	0	0	20,843
Total MONTEREY FORUM	20,844	1	1	0	0	0	20,843
Total Miscellaneous Districts	29,050	1	1	0	0	0	29,049
Total Special Districts and Other Agencies	3,460,178	482,614	328,341	0	0	0	3,131,837

SCHEDULE 15 - NON-ENTERPRISE FINANCING

State Controller Schedule
County Budget Act

Plumas County
Special Districts and Other Agencies Summary
Nonenterprise Financing Sources and Uses by Budget Unit by Object
Fiscal Year 2024-25

Schedule 15
Page 15.1

Fund: 0201 AIR POLLUTION CONTROL				2024-25
Detail by Revenue Category and Expenditure Object 1	2022-23 Actual 2	2023-24 Actual <input checked="" type="checkbox"/> Estimated <input type="checkbox"/> Recommended		Adopted by the Board of Supervisors 5
		3	4	
43-USE OF MONEY PROPERTY				
43010 - INTEREST-INVESTED FUNDS	(21)	(69)	0	0
43998 - UNREALIZED GAINS/LOSSES	(90)	0	0	0
Total 43 - USE OF MONEY & PROPERTY	(111)	(69)	0	0
48-TRANSFER				
48211 - CONTRI TRANS FR CO GEN	22,000	11,000	10,820	10,820
Total 48 - TRANSFER	22,000	11,000	10,820	10,820
Total Revenue	21,889	10,931	10,820	10,820
52-SERVICES SUPPLIES				
521900 - PROFESSIONAL SVC	10,457	10,457	10,820	10,820
525000 - OVERHEAD	(10)	(30)	0	0
Total 52 - SERVICES & SUPPLIES	10,447	10,427	10,820	10,820
Total Expenditures and Appropriations	10,447	10,427	10,820	10,820
Net Cost	(11,442)	(504)	0	0

SCHEDULE 15 - NON-ENTERPRISE FINANCING

State Controller Schedule
County Budget Act

Plumas County
Special Districts and Other Agencies Summary
Nonenterprise Financing Sources and Uses by Budget Unit by Object
Fiscal Year 2024-25

Schedule 15
Page 15.2

Fund: 0202 CRESCENT MILLS LIGHTING				2024-25
Detail by Revenue Category and Expenditure Object 1	2022-23 Actual 2	2023-24 Actual <input checked="" type="checkbox"/> Estimated <input type="checkbox"/> 3	2024-25 Recommended 4	Adopted by the Board of Supervisors 5
40-TAX REVENUE				
40010 - CURRENT SECURED TAXES	823	841	800	800
40020 - CURRENT UNSECURED TAXES	21	24	20	20
40040 - PRIOR UNSECURED TAXES	0	0	10	10
40130 - SUPPLEMENTAL TAXES	17	15	20	20
Total 40 - TAX REVENUE	861	880	850	850
43-USE OF MONEY PROPERTY				
43010 - INTEREST-INVESTED FUNDS	377	431	200	200
43998 - UNREALIZED GAINS/LOSSES	149	0	0	0
Total 43 - USE OF MONEY & PROPERTY	526	431	200	200
44-STATE FEDERAL AID				
44230 - STATE-HOMEOWNERS PROP.TAX	5	4	5	5
Total 44 - STATE & FEDERAL AID	5	4	5	5
45-CHARGES FOR SERVICES				
45138 - RESTITUTION	0	0	0	0
Total 45 - CHARGES FOR SERVICES	0	0	0	0
48-TRANSFER				
48000 - TRANSFER-IN	1,000	1,000	0	0
48211 - CONTRI TRANS FR CO GEN	0	0	0	0
Total 48 - TRANSFER	1,000	1,000	0	0
Total Revenue	2,392	2,315	1,055	1,055
52-SERVICES SUPPLIES				
521800 - OFFICE EXPENSE	0	0	0	0
52190 - PROFESSIONAL SERVICES	0	0	0	0
521900 - PROFESSIONAL SVC	0	0	0	0
524400 - SPECIAL DEPARTMENT EXPENSE	0	0	0	0
525000 - OVERHEAD	1,533	(178)	(178)	(178)
525500 - TAX ADMIN FEE	21	19	22	22
527800 - UTILITIES	664	857	1,000	1,000
Total 52 - SERVICES & SUPPLIES	2,218	698	844	844
58-TRANSFERS				
580000 - TRANSFER	1,788	1,178	4,000	4,000
Total 58 - TRANSFERS	1,788	1,178	4,000	4,000
Total Expenditures and Appropriations	4,006	1,876	4,844	4,844
Net Cost	1,614	(439)	3,789	3,789

SCHEDULE 15 - NON-ENTERPRISE FINANCING

State Controller Schedule
County Budget Act

Plumas County
Special Districts and Other Agencies Summary
Nonenterprise Financing Sources and Uses by Budget Unit by Object
Fiscal Year 2024-25

Schedule 15
Page 15.3

Fund: 0204 QUINCY LIGHTING				2024-25
Detail by Revenue Category and Expenditure Object 1	2022-23 Actual 2	2023-24 Actual <input checked="" type="checkbox"/> Estimated <input type="checkbox"/> 3	2024-25 Recommended 4	Adopted by the Board of Supervisors 5
40-TAX REVENUE				
40010 - CURRENT SECURED TAXES	42,275	44,052	40,800	40,800
40020 - CURRENT UNSECURED TAXES	1,116	1,336	1,100	1,100
40040 - PRIOR UNSECURED TAXES	25	19	30	30
40130 - SUPPLEMENTAL TAXES	912	843	1,000	1,000
Total 40 - TAX REVENUE	44,328	46,250	42,930	42,930
43-USE OF MONEY PROPERTY				
43010 - INTEREST-INVESTED FUNDS	2,040	1,794	1,500	1,500
43998 - UNREALIZED GAINS/LOSSES	737	0	0	0
Total 43 - USE OF MONEY & PROPERTY	2,777	1,794	1,500	1,500
44-STATE FEDERAL AID				
44230 - STATE-HOMEOWNERS PROP.TAX	254	247	250	250
Total 44 - STATE & FEDERAL AID	254	247	250	250
45-CHARGES FOR SERVICES				
45138 - RESTITUTION	0	0	0	0
Total 45 - CHARGES FOR SERVICES	0	0	0	0
48-TRANSFER				
48000 - TRANSFER-IN	36,000	18,000	18,000	18,000
48211 - CONTRI TRANS FR CO GEN	0	0	0	0
Total 48 - TRANSFER	36,000	18,000	18,000	18,000
Total Revenue	83,359	66,291	62,680	62,680
52-SERVICES SUPPLIES				
521300 - MAINT. BUILDINGS & GROUND	0	0	10,000	10,000
52190 - PROFESSIONAL SERVICES	0	0	0	0
521900 - PROFESSIONAL SVC	0	0	0	0
524400 - SPECIAL DEPARTMENT EXPENSE	0	800	1,000	1,000
525000 - OVERHEAD	739	120	120	120
525500 - TAX ADMIN FEE	1,039	1,042	1,100	1,100
527800 - UTILITIES	53,586	63,023	70,000	70,000
Total 52 - SERVICES & SUPPLIES	55,364	64,985	82,220	82,220
58-TRANSFERS				
580000 - TRANSFER	(24,700)	0	10,000	10,000
580001 - TRANSFER	27,845	6,690	0	0
Total 58 - TRANSFERS	3,145	6,690	10,000	10,000
Total Expenditures and Appropriations	58,509	71,675	92,220	92,220
Net Cost	(24,850)	5,384	29,540	29,540

SCHEDULE 15 - NON-ENTERPRISE FINANCING

State Controller Schedule
County Budget Act

Plumas County
Special Districts and Other Agencies Summary
Nonenterprise Financing Sources and Uses by Budget Unit by Object
Fiscal Year 2024-25

Schedule 15
Page 15.4

Fund: 0206 BECKWOURTH CO.SERV.AREA				2024-25
Detail by Revenue Category and Expenditure Object 1	2022-23 Actual 2	2023-24 Actual <input checked="" type="checkbox"/> Estimated <input type="checkbox"/> 3	2024-25 Recommended 4	Adopted by the Board of Supervisors 5
40-TAX REVENUE				
40010 - CURRENT SECURED TAXES	10,881	10,715	10,000	10,000
40020 - CURRENT UNSECURED TAXES	293	308	300	300
40040 - PRIOR UNSECURED TAXES	6	4	10	10
40070 - TIMBER YIELD TAX	16	11	25	25
40130 - SUPPLEMENTAL TAXES	239	194	200	200
Total 40 - TAX REVENUE	11,435	11,232	10,535	10,535
43-USE OF MONEY PROPERTY				
43010 - INTEREST-INVESTED FUNDS	2,692	2,997	200	200
43998 - UNREALIZED GAINS/LOSSES	1,378	0	0	0
Total 43 - USE OF MONEY & PROPERTY	4,070	2,997	200	200
44-STATE FEDERAL AID				
44230 - STATE-HOMEOWNERS PROP.TAX	67	57	70	70
Total 44 - STATE & FEDERAL AID	67	57	70	70
45-CHARGES FOR SERVICES				
45210 - CONNECTION FEES	0	0	0	0
45250 - SERVICE CHARGES	34,709	36,597	41,000	41,000
Total 45 - CHARGES FOR SERVICES	34,709	36,597	41,000	41,000
46-OTHER REVENUE				
46070 - CNTRB FR OTHR AGENCY	3,304	0	0	0
46078 - REVENUE FROM LOANS	0	0	0	0
46251 - REIMBURSEMENTS/REFUNDS	120,060	135,578	150,000	150,000
Total 46 - OTHER REVENUE	123,364	135,578	150,000	150,000
48-TRANSFER				
48000 - TRANSFER-IN	0	294,596	0	0
48021 - TRF IN - ARPA FUNDS	0	0	0	0
48211 - CONTRI TRANS FR CO GEN	0	0	0	0
Total 48 - TRANSFER	0	294,596	0	0
Total Revenue	173,645	481,057	201,805	201,805
51-SALARIES BENEFITS				
51000 - REGULAR WAGES	0	0	0	0
51020 - OTHER WAGES	14,455	14,400	15,000	15,000
51070 - UNEMPLOYMENT INSURANCE	236	238	13	13
51100 - FICA/MEDICARE OASDI	1,106	1,102	0	1,148
51110 - COMPENSATION INSURANCE	90	81	81	156
Total 51 - SALARIES & BENEFITS	15,887	15,821	15,094	16,317
52-SERVICES SUPPLIES				
520201 - PHONE - LAND LINE (S)	293	343	300	300
520210 - POSTAGE/SHIP, MAIL COST	645	551	500	500
520500 - INSURANCE	0	0	0	0
521300 - MAINT. BUILDINGS & GROUND	0	0	0	0
521600 - MEMBERSHIPS/ANNUAL DUES	0	0	0	0
521800 - OFFICE EXPENSE	301	184	300	300
52190 - PROFESSIONAL SERVICES	0	0	450	450
521900 - PROFESSIONAL SVC	155,237	342,075	20,450	20,450
523700 - PUBLICATIONS-LEGAL NOTICE	0	0	0	0

SCHEDULE 15 - NON-ENTERPRISE FINANCING

Fund: 0206 BECKWOURTH CO.SERV.AREA				2024-25
Detail by Revenue Category and Expenditure Object 1	2022-23 Actual 2	2023-24	2024-25	Adopted by the Board of Supervisors 5
		Actual <input checked="" type="checkbox"/> Estimated <input type="checkbox"/> 3		
52-SERVICES SUPPLIES (continued)				
524400 - SPECIAL DEPARTMENT EXPENSE	11,956	29,887	10,000	10,000
525000 - OVERHEAD	1,835	845	845	845
525119 - LIABILITY SELF-FUND INSURANCE	67	112	112	172
525500 - TAX ADMIN FEE	252	238	300	300
527800 - UTILITIES	2,410	1,749	1,500	1,500
528400 - CONTINGENCIES	0	0	0	0
529550 - LOAN REPAYMENT	0	100,000	0	0
Total 52 - SERVICES & SUPPLIES	172,996	475,984	34,757	34,817
58-TRANSFERS				
580001 - TRANSFER	47,179	45,206	175,000	174,472
580021 - TRANSFER-OUT ARPA	0	0	0	0
Total 58 - TRANSFERS	47,179	45,206	175,000	174,472
Total Expenditures and Appropriations	236,062	537,011	224,851	225,606
Net Cost	62,417	55,954	23,046	23,801

SCHEDULE 15 - NON-ENTERPRISE FINANCING

State Controller Schedule
County Budget Act

Plumas County
Special Districts and Other Agencies Summary
Nonenterprise Financing Sources and Uses by Budget Unit by Object
Fiscal Year 2024-25

Schedule 15
Page 15.6

Fund: 0208 FLOOD CNTRL 0208				2024-25
Detail by Revenue Category and Expenditure Object 1	2022-23	2023-24	2024-25	Adopted by the Board of Supervisors 5
	Actual 2	Actual <input checked="" type="checkbox"/> Estimated <input type="checkbox"/> Recommended 3	Recommended 4	
40-TAX REVENUE				
40010 - CURRENT SECURED TAXES	115,942	120,084	110,000	110,000
40020 - CURRENT UNSECURED TAXES	2,834	3,366	3,000	3,000
40040 - PRIOR UNSECURED TAXES	63	48	50	50
40070 - TIMBER YIELD TAX	2,757	1,866	3,000	3,000
40130 - SUPPLEMENTAL TAXES	2,315	2,124	1,000	1,000
Total 40 - TAX REVENUE	123,911	127,488	117,050	117,050
43-USE OF MONEY PROPERTY				
43010 - INTEREST-INVESTED FUNDS	24,390	40,041	15,000	15,000
43998 - UNREALIZED GAINS/LOSSES	9,223	0	0	0
Total 43 - USE OF MONEY & PROPERTY	33,613	40,041	15,000	15,000
44-STATE FEDERAL AID				
44230 - STATE-HOMEOWNERS PROP.TAX	646	622	500	500
44290 - STATE-OTHER	0	0	12,000	12,000
44290P - STATE OTHER	0	0	0	0
Total 44 - STATE & FEDERAL AID	646	622	12,500	12,500
45-CHARGES FOR SERVICES				
45500 - WATER SERVICE FEE	162,385	211,809	300,000	300,000
45500P - WATER SERVICE FEE	2,599	0	0	0
Total 45 - CHARGES FOR SERVICES	164,984	211,809	300,000	300,000
46-OTHER REVENUE				
46125 - SETTLEMENT- PORTOLA	0	0	0	0
46251 - REIMBURSEMENTS/REFUNDS	27,652	32,979	15,000	15,000
46251P - REIMB/REFUNDS/PRIOR	0	0	0	0
46607 - OTHER MISCELLANEOUS	1,000,000	1,000,000	1,000,000	1,000,000
Total 46 - OTHER REVENUE	1,027,652	1,032,979	1,015,000	1,015,000
48-TRANSFER				
48000 - TRANSFER-IN	0	0	145,000	145,000
48211 - CONTRI TRANS FR CO GEN	0	0	0	0
Total 48 - TRANSFER	0	0	145,000	145,000
Total Revenue	1,350,806	1,412,939	1,604,550	1,604,550
51-SALARIES BENEFITS				
51020 - OTHER WAGES	0	0	0	0
51070 - UNEMPLOYMENT INSURANCE	8	5	2	2
51100 - FICA/MEDICARE OASDI	0	0	0	0
51110 - COMPENSATION INSURANCE	7	60	59	59
Total 51 - SALARIES & BENEFITS	15	65	61	61
52-SERVICES SUPPLIES				
520201 - PHONE - LAND LINE (S)	0	0	0	0
520419 - COVID PPE & CLEANING COST	0	0	0	0
521600 - MEMBERSHIPS/ANNUAL DUES	0	0	0	0
521800 - OFFICE EXPENSE	0	0	0	0
521900 - PROFESSIONAL SVC	0	0	1,300,000	1,300,000
525000 - OVERHEAD	8,555	20,611	20,611	20,611
525119 - LIABILITY SELF-FUND INSURANCE	58	53	53	25
525500 - TAX ADMIN FEE	2,866	2,816	3,000	3,000

SCHEDULE 15 - NON-ENTERPRISE FINANCING

State Controller Schedule
County Budget Act

Plumas County
Special Districts and Other Agencies Summary
Nonenterprise Financing Sources and Uses by Budget Unit by Object
Fiscal Year 2024-25

Schedule 15
Page 15.7

Fund: 0208 FLOOD CNTRL 0208				2024-25
Detail by Revenue Category and Expenditure Object 1	2022-23 Actual 2	2023-24 Actual <input checked="" type="checkbox"/> Estimated <input type="checkbox"/> Recommended		Adopted by the Board of Supervisors 5
		3	4	
52-SERVICES SUPPLIES (continued)				
527400 - TRAVEL- IN COUNTY	0	0	0	0
527500 - TRAVEL- OUT OF COUNTY	0	0	2,000	2,000
527807 - WATER/SEWER CHARGES	300,921	256,956	275,000	275,000
527900 - ADMINISTRATION	62,869	57,746	55,000	55,000
528000 - OPERATIONS	621	584	2,000	2,000
528500 - CHESTER DIVERSION DAM	7,935	11,863	25,000	25,000
529350 - INTEREST ON LOAN	0	0	0	0
529550 - LOAN REPAYMENT	0	0	0	0
Total 52 - SERVICES & SUPPLIES	383,825	350,629	1,682,664	1,682,636
54-FIXED ASSETS				
545310 - LK DAVIS CONSTR PROJ	0	0	0	0
Total 54 - FIXED ASSETS	0	0	0	0
58-TRANSFERS				
580000 - TRANSFER	1,055	148,640	10,000	20,000
Total 58 - TRANSFERS	1,055	148,640	10,000	20,000
Total Expenditures and Appropriations	384,895	499,334	1,692,725	1,702,697
Net Cost	(965,911)	(913,605)	88,175	98,147

SCHEDULE 15 - NON-ENTERPRISE FINANCING

State Controller Schedule
County Budget Act

Plumas County
Special Districts and Other Agencies Summary
Nonenterprise Financing Sources and Uses by Budget Unit by Object
Fiscal Year 2024-25

Schedule 15
Page 15.8

Fund: 0208 0208B FLOOD CNTRL 0208B				2024-25
Detail by Revenue Category and Expenditure Object 1	2022-23 Actual 2	2023-24 Actual <input checked="" type="checkbox"/> Estimated <input type="checkbox"/> 3	2024-25 Recommended 4	Adopted by the Board of Supervisors 5
43-USE OF MONEY PROPERTY				
43010 - INTEREST-INVESTED FUNDS	(114)	(156)	0	0
Total 43 - USE OF MONEY & PROPERTY	(114)	(156)	0	0
44-STATE FEDERAL AID				
44214 - ST - PROP 84 GRANT	0	0	0	0
44228 - STATE- PROP 50	0	0	0	0
44361 - STATE- SIERRA NV CONSRV	0	0	0	0
Total 44 - STATE & FEDERAL AID	0	0	0	0
45-CHARGES FOR SERVICES				
45050 - LEGAL FEES - P.D. & OTHER	0	0	0	0
Total 45 - CHARGES FOR SERVICES	0	0	0	0
46-OTHER REVENUE				
46239 - DONATIONS	0	0	0	0
Total 46 - OTHER REVENUE	0	0	0	0
48-TRANSFER				
48211 - CONTRI TRANS FR CO GEN	0	0	0	0
Total 48 - TRANSFER	0	0	0	0
Total Revenue	(114)	(156)	0	0
51-SALARIES BENEFITS				
51000 - REGULAR WAGES	0	0	0	0
51070 - UNEMPLOYMENT INSURANCE	0	0	0	0
51080 - RETIREMENT	0	0	0	0
51081 - OPEB LIABILITY	0	0	0	0
51090 - GROUP INSURANCE	0	0	0	0
51100 - FICA/MEDICARE OASDI	0	0	0	0
51110 - COMPENSATION INSURANCE	0	0	0	0
51120 - CELL PHONE ALLOW	0	0	0	0
51150 - LIFE INSURANCE	0	0	0	0
51200 - PER DIEM	0	0	0	0
Total 51 - SALARIES & BENEFITS	0	0	0	0
52-SERVICES SUPPLIES				
520200 - COMMUNICATIONS	0	0	0	0
521600 - MEMBERSHIPS/ANNUAL DUES	0	0	0	0
521704 - PROP 84 GRANT	0	0	0	0
521800 - OFFICE EXPENSE	0	0	0	0
521900 - PROFESSIONAL SVC	0	0	0	0
522130 - PROF SVC- GRANT/OTHER	0	0	0	0
523700 - PUBLICATIONS-LEGAL NOTICE	0	0	0	0
525000 - OVERHEAD	0	0	0	0
525119 - LIABILITY SELF-FUND INSURANCE	0	0	0	0
525500 - TAX ADMIN FEE	0	0	0	0
527400 - TRAVEL- IN COUNTY	0	0	0	0
527500 - TRAVEL- OUT OF COUNTY	0	0	0	0
529851 - COMPUTER HARDWARE/SUPPL	0	0	0	0
Total 52 - SERVICES & SUPPLIES	0	0	0	0

SCHEDULE 15 - NON-ENTERPRISE FINANCING

Fund: 0208 0208B FLOOD CNTRL 0208B				2024-25
Detail by Revenue Category and Expenditure Object 1	2022-23 Actual 2	2023-24	2024-25	Adopted by the Board of Supervisors 5
		Actual <input checked="" type="checkbox"/> Estimated <input type="checkbox"/> Recommended		
		3	4	
58-TRANSFERS				
58000 - TRANSFER-OUT	0	0	165,000	0
580000 - TRANSFER	0	0	0	0
58001 - TRANSFER-OUT1	0	0	0	0
Total 58 - TRANSFERS	0	0	165,000	0
Total Expenditures and Appropriations	0	0	165,000	0
Net Cost	114	156	165,000	0

SCHEDULE 15 - NON-ENTERPRISE FINANCING

State Controller Schedule
County Budget Act

Plumas County
Special Districts and Other Agencies Summary
Nonenterprise Financing Sources and Uses by Budget Unit by Object
Fiscal Year 2024-25

Schedule 15
Page 15.10

Fund: 0215 CO.SVC.AREA#11-AMBULANCE				2024-25
Detail by Revenue Category and Expenditure Object 1	2022-23 Actual 2	2023-24 Actual <input checked="" type="checkbox"/> Estimated <input type="checkbox"/> Recommended		Adopted by the Board of Supervisors 5
		3	4	
40-TAX REVENUE				
40010 - CURRENT SECURED TAXES	143,308	148,660	0	0
40020 - CURRENT UNSECURED TAXES	3,719	4,412	0	0
40040 - PRIOR UNSECURED TAXES	82	62	0	0
40130 - SUPPLEMENTAL TAXES	3,038	2,784	0	0
Total 40 - TAX REVENUE	150,147	155,918	0	0
43-USE OF MONEY PROPERTY				
43010 - INTEREST-INVESTED FUNDS	445	625	0	0
43998 - UNREALIZED GAINS/LOSSES	82	0	0	0
Total 43 - USE OF MONEY & PROPERTY	527	625	0	0
44-STATE FEDERAL AID				
44230 - STATE-HOMEOWNERS PROP.TAX	847	815	0	0
Total 44 - STATE & FEDERAL AID	847	815	0	0
48-TRANSFER				
48000 - TRANSFER-IN	0	0	0	0
Total 48 - TRANSFER	0	0	0	0
Total Revenue	151,521	157,358	0	0
52-SERVICES SUPPLIES				
521700 - MISC EXPENSES	149,486	160,827	0	0
525000 - OVERHEAD	650	(81)	0	0
525500 - TAX ADMIN FEE	3,517	3,479	0	0
Total 52 - SERVICES & SUPPLIES	153,653	164,225	0	0
Total Expenditures and Appropriations	153,653	164,225	0	0
Net Cost	2,132	6,867	0	0

SCHEDULE 15 - NON-ENTERPRISE FINANCING

State Controller Schedule
County Budget Act

Plumas County
Special Districts and Other Agencies Summary
Nonenterprise Financing Sources and Uses by Budget Unit by Object
Fiscal Year 2024-25

Schedule 15
Page 15.11

Fund: 0219 MONTEREY FORUM				2024-25
Detail by Revenue Category and Expenditure Object 1	2022-23 Actual 2	2023-24 Actual <input checked="" type="checkbox"/> Estimated <input type="checkbox"/> 3	2024-25 Recommended 4	Adopted by the Board of Supervisors 5
43-USE OF MONEY PROPERTY				
43010 - INTEREST-INVESTED FUNDS	448	617	0	0
43998 - UNREALIZED GAINS/LOSSES	173	0	0	0
Total 43 - USE OF MONEY & PROPERTY	621	617	0	0
45-CHARGES FOR SERVICES				
45050 - LEGAL FEES - P.D. & OTHER	0	0	0	0
Total 45 - CHARGES FOR SERVICES	0	0	0	0
48-TRANSFER				
48211 - CONTRI TRANS FR CO GEN	0	0	0	0
Total 48 - TRANSFER	0	0	0	0
Total Revenue	621	617	0	0
51-SALARIES BENEFITS				
51070 - UNEMPLOYMENT INSURANCE	0	0	0	0
51081 - OPEB LIABILITY	0	0	0	0
51110 - COMPENSATION INSURANCE	0	0	1	1
Total 51 - SALARIES & BENEFITS	0	0	1	1
52-SERVICES SUPPLIES				
520200 - COMMUNICATIONS	0	0	0	0
521800 - OFFICE EXPENSE	0	0	0	0
521900 - PROFESSIONAL SVC	0	0	0	0
523700 - PUBLICATIONS-LEGAL NOTICE	0	0	0	0
525000 - OVERHEAD	0	0	0	0
525119 - LIABILITY SELF-FUND INSURANCE	0	0	0	0
527400 - TRAVEL- IN COUNTY	0	0	0	0
528400 - CONTINGENCIES	0	0	0	0
Total 52 - SERVICES & SUPPLIES	0	0	0	0
Total Expenditures and Appropriations	0	0	1	1
Net Cost	(621)	(617)	1	1

SCHEDULE 15 - NON-ENTERPRISE FINANCING

State Controller Schedule
County Budget Act

Plumas County
Special Districts and Other Agencies Summary
Nonenterprise Financing Sources and Uses by Budget Unit by Object
Fiscal Year 2024-25

Schedule 15
Page 15.12

Fund: 0221 WALKER RANCH CSD				2024-25
Detail by Revenue Category and Expenditure Object 1	2022-23 Actual 2	2023-24 Actual <input checked="" type="checkbox"/> Estimated <input type="checkbox"/> Recommended		Adopted by the Board of Supervisors 5
		3	4	
43-USE OF MONEY PROPERTY				
43010 - INTEREST-INVESTED FUNDS	27,950	35,241	20,000	20,000
43998 - UNREALIZED GAINS/LOSSES	11,355	0	0	0
Total 43 - USE OF MONEY & PROPERTY	39,305	35,241	20,000	20,000
45-CHARGES FOR SERVICES				
45060 - ENGINEERING SERVICES	0	0	0	0
45210 - CONNECTION FEES	15,000	24,000	15,000	15,000
45250 - SERVICE CHARGES	114,019	109,786	110,000	110,000
Total 45 - CHARGES FOR SERVICES	129,019	133,786	125,000	125,000
46-OTHER REVENUE				
46251 - REIMBURSEMENTS/REFUNDS	0	0	0	0
Total 46 - OTHER REVENUE	0	0	0	0
Total Revenue	168,324	169,027	145,000	145,000
52-SERVICES SUPPLIES				
520200 - COMMUNICATIONS	0	0	0	0
520210 - POSTAGE/SHIP, MAIL COST	2,365	133	300	300
520500 - INSURANCE	8,472	9,865	10,000	10,000
520900 - EQUIPMENT MAINTENANCE	0	0	0	0
521102 - FUEL - VEHICLE	0	0	0	0
521300 - MAINT. BUILDINGS & GROUND	0	0	0	0
521600 - MEMBERSHIPS/ANNUAL DUES	1,250	1,281	1,750	1,750
521800 - OFFICE EXPENSE	12	0	1,000	1,000
521900 - PROFESSIONAL SVC	126,495	254,705	190,000	190,000
522150 - WELL TESTING PROF SVC	1,048	2,408	2,500	2,500
523700 - PUBLICATIONS-LEGAL NOTICE	0	0	0	0
524300 - SMALL TOOLS/INSTRUMENTS	0	0	0	0
524400 - SPECIAL DEPARTMENT EXPENSE	10,127	21,663	23,000	23,000
525000 - OVERHEAD	4,707	4,513	4,513	4,513
527500 - TRAVEL- OUT OF COUNTY	0	0	0	0
527800 - UTILITIES	66,127	69,634	70,000	70,000
527900 - ADMINISTRATION	0	0	0	0
528400 - CONTINGENCIES	0	0	0	0
Total 52 - SERVICES & SUPPLIES	220,603	364,202	303,063	303,063
54-FIXED ASSETS				
54011 - CAPITAL IMPROVEMENTS	0	0	0	0
Total 54 - FIXED ASSETS	0	0	0	0
58-TRANSFERS				
580001 - TRANSFER	4,128	4,617	15,000	15,000
Total 58 - TRANSFERS	4,128	4,617	15,000	15,000
Total Expenditures and Appropriations	224,731	368,819	318,063	318,063
Net Cost	56,407	199,792	173,063	173,063

SCHEDULE 15 - NON-ENTERPRISE FINANCING

State Controller Schedule
County Budget Act

Plumas County
Special Districts and Other Agencies Summary
Nonenterprise Financing Sources and Uses by Budget Unit by Object
Fiscal Year 2024-25

Schedule 15
Page 15.13

Fund: 0223 GRIZZLY RANCH CSD				2024-25
Detail by Revenue Category and Expenditure Object 1	2022-23 Actual 2	2023-24 Actual <input checked="" type="checkbox"/> Estimated <input type="checkbox"/> Recommended		Adopted by the Board of Supervisors 5
		3	4	
40-TAX REVENUE				
40150 - SPECIAL ASSESSMENT	0	0	0	0
41050P - FRANCHISES	0	0	0	0
Total 40 - TAX REVENUE	0	0	0	0
43-USE OF MONEY PROPERTY				
43010 - INTEREST-INVESTED FUNDS	1	2	0	0
43998 - UNREALIZED GAINS/LOSSES	1	0	0	0
Total 43 - USE OF MONEY & PROPERTY	2	2	0	0
45-CHARGES FOR SERVICES				
45074 - MISC FEES	0	0	0	0
45210 - CONNECTION FEES	0	0	0	0
Total 45 - CHARGES FOR SERVICES	0	0	0	0
Total Revenue	2	2	0	0
52-SERVICES SUPPLIES				
520200 - COMMUNICATIONS	0	0	0	0
520500 - INSURANCE	0	0	0	0
520900 - EQUIPMENT MAINTENANCE	0	0	0	0
521300 - MAINT. BUILDINGS & GROUND	0	0	0	0
521600 - MEMBERSHIPS/ANNUAL DUES	0	0	0	0
521800 - OFFICE EXPENSE	0	0	0	0
521900 - PROFESSIONAL SVC	0	0	0	0
522150 - WELL TESTING PROF SVC	0	0	0	0
523700 - PUBLICATIONS-LEGAL NOTICE	0	0	0	0
524400 - SPECIAL DEPARTMENT EXPENSE	0	0	0	0
525000 - OVERHEAD	0	0	0	0
527500 - TRAVEL- OUT OF COUNTY	0	0	0	0
527800 - UTILITIES	0	0	0	0
527900 - ADMINISTRATION	0	0	0	0
528000 - OPERATIONS	0	0	0	0
528400 - CONTINGENCIES	0	0	0	0
Total 52 - SERVICES & SUPPLIES	0	0	0	0
58-TRANSFERS				
580000 - TRANSFER	0	0	0	0
580001 - TRANSFER	0	0	0	0
Total 58 - TRANSFERS	0	0	0	0
Total Expenditures and Appropriations	0	0	0	0
Net Cost	(2)	(2)	0	0

FISCAL YEAR 2024-2025

Supplemental Schedules



CAPITAL & FIXED ASSET

SCHEDULE OF CAPITAL & FIXED ASSET ADDITIONS FISCAL YEAR 2024-25

BUDGET UNIT	ASSET TYPE	ITEM DESCRIPTION	AMOUNT REQUESTED 2024/25	AMOUNT RECOMMENDED 2024/25	AMOUNT FINAL 2024/25	DEPARTMENT TOTAL 2024/25
AG COMMISSIONER	EQUIPMENT	EQUIPMENT			75,000	75,000
AIRPORTS	CAPITAL IMPROVEMENT	BEACON TOWER- QUINCY	270,000	270,000	270,000	
	CAPITAL IMPROVEMENT	ALP- QUINCY	273,000	273,000	273,000	
	CAPITAL IMPROVEMENT	RESEAL APRON/JOINT SEAL- QUINCY - DESIGN	54,000	54,000	54,000	
	CAPITAL IMPROVEMENT	PERIMETER FENCE- QUINCY - NEPA	20,000	20,000	20,000	
	CAPITAL IMPROVEMENT	ALP- ROGERS	272,000	272,000	272,000	
	CAPITAL IMPROVEMENT	FUEL FARM EXPANSION- CHESTER - DESIGN	78,000	78,000	78,000	
	CAPITAL IMPROVEMENT	RESEAL TAXIWAY/APRON - CHESTER - NEPA	4,000	4,000	4,000	
	CAPITAL IMPROVEMENT	RESEAL TAXIWAY/APRON/PILOT'S LOUNGE- BECKWOURTH NEPA	30,000	30,000	30,000	
	EQUIPMENT	FLAIL MOWER	25,000	25,000	25,000	
	CAPITAL IMPROVEMENT	CHSRT--PLANNING		43,530	43,530	
	CAPITAL IMPROVEMENT	BCKWRTH--PLANNING		44,440	44,440	
	CAPITAL IMPROVEMENT	BECKW AIRPORT RESEAL CONST		238,672	238,672	
	CAPITAL IMPROVEMENT	QNCY--PLANNING		37,630	37,630	
						1,390,272
AUDITOR-CONTROLLER	SOFTWARE	TYLER-MUNIS SYSTEM IMPROVEMENTS	50,000	50,000	50,000	50,000
COUNTY LIBRARY	VEHICLE/TRUCK	MOBILE LIBRARY	30,239	30,239	173,794	173,794
COURT SECURITY	VEHICLE/TRUCK	PATROL VEHICLE (1)	75,000	75,000	75,000	75,000
DISTRICT ATTORNEY	VEHICLE/TRUCK	VEHICLE 4X4	60,000	60,000	60,000	60,000
ELECTIONS	ELECTION EQUIPMENT	ELECTION EQUIPMENT	130,816	130,816	130,816	130,816
FACILITY SERVICES	CAPITAL IMPROVEMENTS		622,293	622,293	622,293	
	VEHICLE		75,000	75,000	75,000	
	EQUIPMENT		25,000	25,000	25,000	722,293
FARM ADVISOR	VEHICLE/TRUCK	TRUCK 4X4	48,500	48,500	48,500	48,500
HAVA - ELECTIONS	EQUIPMENT	ELECTION EQUIPMENT	30,000	30,000	30,000	30,000
PUBLIC HEALTH	VEHICLE/TRUCK	IMMUNIZATION TRANSPORT VANS (2)	116,500	116,500	116,500	116,500
INFORMATION TECHNOLOGY	REMODEL	SERVER ROOM REMODEL	25,000	25,000	25,000	25,000
M.H. MHSA	VEHICLE	REPLACEMENT VEHICLES (6 OR 7)	250,000	250,000	250,000	250,000
PROBATION- ADULT HIGH RISK	VEHICLE/TRUCK	ADMINISTRATION VEHICLE (1)	50,000	50,000	50,000	50,000
RECORDER MICROGRAPHIC	EQUIPMENT	OFFICE EQUIPMENT- REPLACEMENT	20,000	20,000	4,000	4,000
RECORDER MODERNIZATION	COMPUTER HARDWARE	COMPUTER EQUIPMENT- REPLACEMENT	20,000	20,000	20,000	
	EQUIPMENT	OFFICE EQUIPMENT- REPLACEMENT	20,000	20,000	20,000	
						40,000
ROAD DEPARTMENT	EQUIPMENT	AG PATCHER	90,000	90,000	90,000	
	EQUIPMENT	SURVEY EQUIPMENT	16,000	16,000	106,000	
	EQUIPMENT	FORD F550 TRUCKS (7)	925,000	925,000	925,000	
						1,121,000
SENIOR SERVICES-NUTRITION	VEHICLE/TRUCK	VANS	107,990	107,990	107,990	107,990
SHERIFF - AB 443	VEHICLE/TRUCK	LAW ENFORCEMENT VEHICLES (1 OR 2)	100,000	100,000	150,000	
	SOFTWARE	RIMS DISPATCH SOFTWARE (ARPA FUNDS)	471,571	471,571	361,274	
	COMM. EQUIPMENT	TITLE III COMMUNICATION PROJECTS	250,000	250,000	250,000	
	EQUIPMENT	TITLE III DRONES UNDERWATER ROV SAR EQUIPMENT	140,324	140,324	140,324	
	PATROL EQUIPMENT	TITLE III SAR REPLACEMENT 4X4	80,000	80,000	8,000	
						909,598
SHERIFF - GRANTS	EQUIPMENT	REPEATER EQUIP/INSTALL	-		46,147	
	EQUIPMENT	VEHICLE	60,000	60,000	72,674	118,821
SHERIFF - COMMUNICATIONS	COMM. EQUIPMENT	REPEATERS (5), BASE STATIONS (2), MICROWAVE LINKS (9), RADIO IP DEVICES (8), PREFABRICATED BUILDING & GENERATOR	772,000	772,000	772,000	
	SOFTWARE	SOFTWARE FOR COMMUNICATION PROJECT	100,000	100,000	100,000	
	EQUIPMENT	COMPUTER EQUIPMENT FOR COMMUNICATION PROJECT	30,000	30,000	30,000	
						902,000
SHERIFF - SLESF	VEHICLE/TRUCK	LAW ENFORCEMENT PATROL VEHICLE	86,000	86,000	86,000	86,000
SHERIFF - HOMELND SECURITY	COMM. EQUIPMENT	LAW ENFORCEMENT MOBILE RATIOS	39,000	39,000	39,000	39,000
SHERIFF - HOMELAND SECURITY - OES	EQUIPMENT	COMPUTER EQUIPMENT	34,769	34,769	34,769	
	EQUIPMENT	REPEATER EQUIPMENT / INSTALLATION	30,000	30,000	30,000	
						64,769
SHERIFF-MEDCOM	EQUIPMENT	REPEATER EQUIPMENT / INSTALLATION	35,000	35,000	44,226	44,226
SHERIFF - OHV GRANT	PATROL EQUIPMENT	TO BE DETERMINED BASED ON GRANT	11,000	11,000	12,205	12,205
SOCIAL SERVICES	VEHICLE/TRUCK	TRANSPORT VEHICLES (2)	150,000	150,000	150,000	150,000
SOLID WASTE PLANNING	CAPITAL IMPROVEMENT	QUINCY TRANSFER STATION	30,000	30,000	30,000	
	CAPITAL IMPROVEMENT	GRAEAGLE TRANSFER STATION	31,000	31,000	31,000	
						61,000

CAPITAL & FIXED ASSET

TOTALS	6,264,002	6,628,274	6,857,784	6,857,784
--------	-----------	-----------	-----------	-----------

LOANS & LEASES

LOANS						
Type of Debt	Interest Rate	Term	Maturity Date	Original Loan Amount	June 30 2024 Balance	FY24-25 Payment (Principal + Interest)
Umpqua Bank	3.63%	18 years	6/1/2033	\$15,255,000		\$1,165,166

LEASES*			
Description	FY22-23 Actual	FY23-24 Estimated	FY24-25 Budget
Copy Machine Lease	\$67,005	\$67,010	\$121,938
Radio Lease & Equipment Lease	\$34,281	\$31,822	\$64,500
Total Leases Payable	\$101,286	\$98,832	\$186,438

* Does not include structure leases/rentals

The County Budget Act requires disclosure of financing sources and uses for each cost center having activity within the County's governmental funds within the two fiscal years preceding the fiscal year of the budget being considered for adoption. The financing listed below had activity within the preceding year, but does not contain recommended appropriations for fiscal year 2024-25 as the debts have been retired.

- Debt Service - Airport - Refueler Truck (Dept 20891)- Retired FYE 6/30/23
- Debt Service - Flood Control (Special District Fund) - Multi-Use (Dept 26100) - Retired FYE 6/30/23
- Debt Service - Beckworth CSD (Special District Fund) - Multi-Use (Dept 26080) - Retired FYE 6/30/23
- Debt Service - Golden State Finance Authority (Capital Project Fund) - (Dept 20141) - Retired FYE 6/30/24
- Debt Service - Golden State Finance Authority (Capital Project Fund) - (Dept 20141) - Retired FYE 6/30/24

FISCAL YEAR 2024-2025

Reference Materials



GUIDE TO THE BUDGET

This Guide is provided to explain in everyday terms how Plumas County government plans and accounts for its finances in order to meet its obligation to be stewards of the public's money. Plumas County government provides for the basic safety, health, and welfare of its citizens by providing a variety of services to the public. The County provides such a wide variety of social, health, environmental, public safety, and other services it is a challenge to keep citizens informed and involved in the business of government. Hopefully, this Guide will make it easier to understand how at least some of the County's financial activities work.

WHAT IS THE BUDGET?

The annual budget of Plumas County government is a statement of the financial policy and plan for the coming fiscal year. The budget document presents in detail, the financial plan for the County, including its sources of revenue (resources) and the allocation of these resources to the programs of the County. The Board of Supervisors adopts the budget by passing a Resolution authorizing an appropriation of funds.

WHAT IS AN APPROPRIATION?

An appropriation is a common term for the authorization granted by the Board of Supervisors to make expenditures and incur obligations for specific purposes. An appropriation is time-limited and must be expended before the end of the fiscal year.

WHAT ARE REVENUES?

Revenues consist of income received through taxes, licenses, and permits, grants from other governments, charges for services, fines, and forfeits, and other miscellaneous sources. Revenues are one component of available financial resources which are used to fund appropriations.

WHAT ARE EXPENDITURES?

Expenditures occur when the County buys goods and services and pays its employees. Expenditures can be categorized into three types: operating expenditures, capital expenditures, and debt service expenditures. Operating expenditures are the day-to-day spending on salaries, supplies, utilities, services, and contracts. Capital expenditures are generally for acquisition of major assets such as land and buildings or for the construction of buildings or other improvements. Debt expenditures repay borrowed money and interest on that borrowed money.

WHAT IS A FUND?

For accounting purposes, the County is organized into many separate fiscal entities known as funds. Each fund is a separate division for accounting and budgeting purposes. The fund accounting structure allows the County to budget and account for revenues that are restricted by law or policy to a specific use or purpose in accordance with nationally recognized rules of governmental accounting and budgeting.

The County budget consists of many funds. Each fund may be thought of as a separate checking account to be used for a specific purpose. All funds of the County fall into one of six major categories. The following is a brief description of the six fund categories.

GUIDE TO THE BUDGET

General Fund: The General Fund finances most services that the County provides. This includes law enforcement and other criminal justice, community development and land use planning, elections and voter registration, fire protection, library services and administration. The General Fund is basically a “catch-all” to account for County operations that do not have to be recorded in a different fund.

Special Revenue Funds: Special revenue funds are used to account for revenues that are used for specific purposes. An example is the Road Fund where we record the transportation allocations and taxes received from the State which must be used for roads and bridges.

Capital Projects Funds: The Capital Projects Fund is used to account for the acquisition and/or construction of major capital facilities.

Debt Service Funds: Debt service funds are used by the County to account for the accumulation of resources for, and the repayment of, borrowed money and any interest on these debts.

Enterprise Funds: Enterprise funds are established to account for operations that are financed and operated in a manner similar to private businesses with the intent that the cost of goods or services provided will be recovered primarily through charges for services. Enterprise funds are used to account for all costs such as Solid Waste Planning/Operations, Airports, Plumas County Transit Authority, and Senior Transportation.

Internal Service Funds: Internal service funds are used by the County to account for the financing of goods or services provided by one department or agency to other departments or agencies of the County on a cost reimbursement basis. An example of an internal service fund is the Workers' Compensation Fund.

WHY USE FUNDS?

Reason 1: Fund accounting is required by the State. California State law governs how counties and cities in the State will account for their revenues and expenditures. All cities and counties are audited annually to ensure that they have followed the accounting rules.

Reason 2: Whenever a city or county receives dollars from the State or federal government in the form of a grant, the city or county must account for those dollars in the manner prescribed by the State or United States government, audits are conducted to ensure that these accounting rules are followed.

Reason 3: Whenever a local government approaches the financial market to borrow money, the local government must provide financial statements, prepared in accordance with national accounting standards, which accurately portray the financial condition of the local government. Financial institutions and investors will loan money to the local government only if the local government can demonstrate through its financial statements that it will be able to repay the debt.

Reason 4: The County, like all other local governments nationwide, uses fund accounting because this system of accounting is the standard prescribed by national organizations that are associations of accountants and finance professionals from cities and counties all over the country. The principles used to account for businesses, called Generally Accepted Accounting Principles (GAAP), are established by the Financial Accounting Standards Board (FASB). Similarly, principles used to account for local government finances are established by the Governmental Accounting Standards Board (GASB).

GUIDE TO THE BUDGET

WHAT IS A TRANSFER?

Interfund operating transfers represent subsidies and contributions between funds. An example of operating transfers is the transfer of funds from the General Fund to the Public Health Fund for the County's mandated contribution to public health programs. Another example is the transfer of funds from the General Fund and/or other operating funds to the Capital Projects Fund to account for Capital Projects.

WHAT IS A FUND BALANCE?

Fund balance is the difference between the assets and liabilities of the fund. It is good financial policy to have a reasonable amount of fund balance for emergencies and to carry the fund through slack times in revenue collections. In a given year, if revenues exceed expenditures, the fund balance will increase; if expenditures exceed revenues then the fund balance will decrease.

ACCOUNTING FOR TAX DOLLARS

It is the responsibility of the County Auditor-Controller to account for the receipt and expenditure of all County funds. The County Auditor-Controller annually issues what is referred to as the Annual Audit to show the financial condition of every County fund and details of each fund's revenues and expenditures that fiscal year.

A BALANCED BUDGET

By law, each separate fund must have a balanced budget. This means that revenues, plus fund balance carryovers, must equal the appropriations and increases in reserves. So for each fund, the budget spells out where the dollars are coming from and how they will be spent.

THE OPERATING BUDGET – SERVICES TO THE PUBLIC

The majority of services provided by the County to its citizens are accounted for in operating funds, which include the General Fund, Public Health Fund, Behavioral Health Fund, and Road Fund.

The expenditure budget for all funds is itemized into categories, often called line items but sometimes referred to as objects, sub-objects, accounts, and subaccounts, depending on the level of detail. These line item categories are used to account for expenditures made. However, for budgeting and planning allocations, the object level of detail is used. The various line items are grouped into several object categories. These are:

Salaries and Benefits: This is the amount paid for services rendered by employees in accordance with the rates, hours, terms, and conditions authorized by law or stated in employment agreements. This category includes overtime, vacation and sick pay, health insurance, retirement, social security, and unemployment insurance.

Services and Supplies: This category of expenditures is for goods and services other than those provided by County personnel. This includes articles and commodities purchased for consumption, such as office and operating supplies, as well as professional and other services such as insurance and utilities.

GUIDE TO THE BUDGET

Other Charges: This category is used to account for a variety of costs including support and care of individuals in the County's care, such as mental health institutionalization; debt service payments; and interfund expenditures, such as services provided between departments in different funds.

Capital Assets: Formerly referred to as fixed assets, this category of expenditures is for the acquisition of, rights to, or additions to capital assets, such as land, buildings, improvements, machinery, and equipment.

Transfers Out: This category of expenditures represents contributions to other funds for operating subsidies (i.e. transfers).

Special Items: This category includes significant transactions that are unusual and/or infrequent in occurrence as well as intrafund transfers used to record charges for services provided by one department to other departments within the same fund.

RESOLUTION NO. 24- 8916

A RESOLUTION ESTABLISHING FISCAL YEAR 2024/2025 APPROPRIATION LIMITS UNDER ARTICLE XIII B OF THE CALIFORNIA CONSTITUTION, AND ESTABLISHING PERIOD FOR CONTESTING SUCH LIMITS FOR PLUMAS COUNTY AND BOARD OF SUPERVISORS GOVERNED SPECIAL DISTRICTS

WHEREAS Article XIII B of the California Constitution provides that the state and each local government shall be subject to an annual appropriation limit as defined in that Article and Article XIII B Section 8 (e) (2) requires the Governing Body to select the Change in Cost-of-Living methodology each year by recorded vote; and

WHEREAS, using the percentage change in California Per Capita Income, rather than using the change in the Local Assessment roll from the preceding year due to the addition of non-residential new construction, provides the higher appropriation limit; and

WHEREAS, the Auditor/Controller of Plumas County has computed the appropriations limit for the fiscal year 2024/2025; and has prepared the applicable statements showing the calculation, and such statements are available for public review.

NOW, THEREFORE, BE IT RESOLVED, that the Board of Supervisors, County of Plumas, State of California, selects the percentage change in California Per Capita Income and the percentage change in the population of the contiguous counties methodology for use in calculating its appropriation limit for the fiscal year 2024/2025; and

BE IT FURTHER RESOLVED that the appropriations limit for Plumas County and Board-governed Special Districts are hereby established as follows and that the limit may be adjusted at a later date in accordance with Sections 3 and 11 of Article XIII B of the California Constitution:

Plumas County	\$ 41,732,122
Quincy Lighting	\$ 156,429
CSA #11 (Ambulance)	\$ 84,443
Beckwourth CSA	\$ 24,319

BE IT FURTHER RESOLVED that any judicial action or proceeding to attach, review, set aside, void, or annul the appropriations limits established by this resolution shall be commenced within 45 days from the date of this resolution in accordance with Division 9 of the Government Code.


The foregoing, Resolution No. 24- 8916 was duly passed and adopted by the Board of Supervisors of Plumas County, State of California, at a regular meeting of said Board held on the 4th day of June 2024 by the following vote:

RESOLUTION NO. 24- 8916

AYES: Supervisors: Ceresola, McGowan, Goss, Engel, Hagwood

NOES:

ABSENT:


Chair, Board of Supervisors

ATTEST:


Clerk of the Board of Supervisors

PROP 4 RESOLUTION

Plumas County
Prop 4 Calculations
January 1, 2024 to January 1, 2025

California Department of Finance Per Capita Percentage change over prior year	<div>3.62 + 100</div> <div>100</div>	= 1.0362 ¹
Plumas County Population Percentage Change	<div>(0.80) + 100</div> <div>100</div>	= 0.9920 ²
Calculation of Factor for FY 2024/25		1.0279 ^{1 x 2}

Plumas County

Prop 4 Spending Limit-Revision
FY 2024/25

Growth Factor:

Per Capita Personal Income	
Change from Prior Year	1.0362
X	
Population Growth from	
01/01/23-01/01/24	0.992
Growth Factor FY 2024/25	1.0279

FY 2023/24 Prop 4 Spending Limit \$ 40,599,399

FY 2024/25 Prop 4 Spending Limit \$ 41,732,122


Martee Graham
Auditor / Controller

Quincy Lighting

Prop 4 Spending Limit-Revision
FY 2024/25

Growth Factor:

Per Capita Personal Income	
Change from Prior Year	1.0362
X	
Population Growth from	
01/01/23-01/01/24	0.992
Growth Factor FY 2024/25	1.0279

FY 2023/24 Prop 4 Spending Limit \$ 152,183

FY 2024/25 Prop 4 Spending Limit \$ 156,429


Martee Graham
Auditor / Controller

CSA #11


Prop 4 Spending Limit-Revision
FY 2024/25

Growth Factor:

Per Capita Personal Income	
Change from Prior Year	1.0362
X	
Population Growth from	
01/01/23-01/01/24	0.992
Growth Factor FY 2024/25	1.0279

FY 2023/24 Prop 4 Spending Limit \$ 82,151

FY 2024/25 Prop 4 Spending Limit \$ 84,443


Martee Graham
Auditor / Controller

Beckwourth CSA


Prop 4 Spending Limit-Revision
FY 2024/25

Growth Factor:

Per Capita Personal Income	
Change from Prior Year	1.0362
X	
Population Growth from	
01/01/23-01/01/24	0.992
Growth Factor FY 2024/25	1.0279

FY 2023/24 Prop 4 Spending Limit \$ 23,659

FY 2024/25 Prop 4 Spending Limit \$ 24,319


Martee Graham
Auditor / Controller



Gavin Newsom ■ Governor

1021 O Street, Suite 3110 ■ Sacramento CA 95814 ■ www.dof.ca.gov

April 30, 2024

Dear Fiscal Officer:

Price Factor and Population Information

Appropriations Limit

California Revenue and Taxation Code section 2227 requires the Department of Finance to transmit an estimate of the percentage change in population to local governments. Each local jurisdiction must use their percentage change in population factor for January 1, 2024, in conjunction with a change in the cost of living, or price factor, to calculate their appropriations limit for fiscal year 2024-25. Attachment A provides the change in California's per capita personal income and an example for utilizing the factors to calculate the 2024-25 appropriations limit. Attachment B provides the city and unincorporated county population percentage change. Attachment C provides the population percentage change for counties and their summed incorporated areas. The population percentage change data excludes federal and state institutionalized populations and military populations.

Population Percent Change for Special Districts

Some special districts must establish an annual appropriations limit. California Revenue and Taxation Code section 2228 provides additional information regarding the appropriations limit. Article XIII B, section 9(C) of the California Constitution exempts certain special districts from the appropriations limit calculation mandate. Special districts required by law to calculate their appropriations limit must present the calculation as part of their annual audit. Any questions special districts have on this requirement should be directed to their county, district legal counsel, or the law itself. No state agency reviews the local appropriations limits.

Population Certification

The population certification program applies only to cities and counties. California Revenue and Taxation Code section 11005.6 mandates Finance to automatically certify any population estimate that exceeds the current certified population with the State Controller's Office. **Finance will certify the higher estimate to the State Controller by June 1, 2024.** Please note: The prior year's city population estimates may be revised. The per capita personal income change is based on historical data.

If you have any questions regarding this data, please contact the Demographic Research Unit at (916) 323-4086.

/s Richard Gillihan

RICHARD GILLIHAN
Chief Operating Officer

Attachment

May 2024

Attachment A

- A. **Price Factor:** Article XIII B specifies that local jurisdictions select their cost of living factor to compute their appropriation limit by a vote of their governing body. The cost of living factor provided here is per capita personal income. If the percentage change in per capita personal income is selected, the percentage change to be used in setting the fiscal year 2024-25 appropriation limit is:

Per Capita Personal Income	
Fiscal Year (FY)	Percentage change over prior year
2024-25	3.62

- B. Following is an example using sample population change and the change in California per capita personal income as growth factors in computing a 2024-25 appropriation limit.

2024-25:

Per Capita Cost of Living Change = 3.62 percent
Population Change = 0.17 percent

Per Capita Cost of Living converted to a ratio: $\frac{3.62 + 100}{100} = 1.0362$

Population converted to a ratio: $\frac{0.17 + 100}{100} = 1.0017$

Calculation of factor for FY 2024-25: $1.0362 \times 1.0017 = 1.0379$

Fiscal Year 2024-25

Attachment B
Annual Percent Change in Population Minus Exclusions*
January 1, 2023 to January 1, 2024 and Total Population, January 1, 2024

County City	<u>Percent Change</u>	<u>--- Population Minus Exclusions ---</u>		<u>Total Population</u>
	23-24	1-1-23	1-1-24	1-1-24
Plumas				
Portola	-1.14	2,099	2,075	2,075
Unincorporated	-0.76	16,894	16,766	16,766
County Total	-0.80	18,993	18,841	18,841

*Exclusions include residents on federal military installations and group quarters residents in state mental institutions, state and federal correctional institutions and veteran homes.

RESOLUTION NO. 24- 8949 .

A RESOLUTION ADOPTING THE BASIC TAX RATE FOR PLUMAS COUNTY AND THE RATES FOR THE PLUMAS UNIFIED SCHOOL DISTRICT AND THE PLUMAS DISTRICT HOSPITAL BONDS & SENECA HEALTHCARE DISTRICT FOR FISCAL YEAR 2024/25

WHEREAS, Government Code §29100 requires that the tax rates be set and approved by the Board of Supervisors.

NOW, THEREFORE, BE IT RESOLVED by the Board of Supervisors, County of Plumas, State of California, as follows:

The ad valorem property tax rate for Plumas County is 1% of the assessed value (\$1,000.00 per \$100,000 of assessed value) for the 2024/25-year, tax year 2024, with the bond rates to be ADDED to the 1% rate as follows:

The additional tax rates for the **Plumas Unified School District Bond** for Secured Assessed Values

Measure A: 0.01352% (\$13.52 per \$100,000 of assessed value)

Measure B: 0.05763% (\$57.63 per \$100,000 of assessed value)

The additional tax rates for the **Plumas Unified School District Bond** for Unsecured Assessed Values

Measure A: 0.01624% (\$16.24 per \$100,000 of assessed value)

Measure B: 0.05051% (\$50.51 per \$100,000 of assessed value)

The additional tax rates for the **Plumas District Hospital Bond**, as calculated and approved, by resolution No. 2024-3, by the Plumas District Hospital's Board, are affixed at **0.03282%** of the Secured assessed value (\$32.82 per \$100,000 of assessed value) and 0.04543% of the Unsecured assessed value for the fiscal year 2024/25 tax year 2024.

The additional tax rates for the **Seneca Healthcare District**, as calculated and approved, by resolution No. 449, by the Seneca Healthcare District Board, are affixed at **0.00080%** of the Secured assessed value (\$80.00 per \$100,000 of assessed value).

The additional tax rates for the Plumas Unified School District and Plumas District Hospital Bonds are affixed at 0.15516% (\$155.16 per \$100,000 of assessed value) of the assessed value of the Unitary/State Board Roll for the fiscal year 2024/25, tax year 2024.

TAX RATE AND BONDS RESOLUTION

The foregoing, Resolution No. 24- 8949 was duly passed and adopted by the Board of Supervisors of the County of Plumas, State of California, at a regular meeting of said Board held on the 17th day of September 2024 by the following vote:

AYES:Supervisors: Ceresola, McGowan, Engel, Hagwood

NOES:

ABSENT: Supervisor Goss



Chair, Board of Supervisors

ATTEST:



Clerk of the Board of Supervisors

Unitary Schedule 1
PLUMAS COUNTY
Calculation of Unitary Average Tax Rate
FY 2024/25 | Tax Year 2024
w/ PDH Resolution XXXX Seneca HealthCare District Resolutio 449

FY 2024/25 Ad Valorem Secured	\$ 5,224,734,699.00	A
Plus Utility	\$ 818,415,996.00	B
Plus HOE	\$ 26,126,357.00	C
Total Secured, Utility, & HOE	\$ 6,069,277,052.00	D
Times the 1% Tax Rate	1.00000%	
FY 2024/25 Gross County Wide Tax (Less Unsecured)	\$ 60,692,771.00	
Divided by Secured Ad Valorem (see above 'D')	\$ 6,069,277,052.00	
Unitary Rate - Countywide Tax Divided by Secured Ad Valorem - R&T Code 98.9(b)(1)	1.00000%	
Prior Year Unitary Debt Service Rate	0.16182%	F
Countywide Secured (Including HOE) Debt Service Levy 2023/24 immediate prior fiscal year	\$ 3,737,284.00	G
Countywide Secured (Including HOE) Debt Service Levy 2022/23 (second prior fiscal year)	\$ 3,897,677.00	H
Percentage of Difference Between 2 Preceding Years	95.88491%	
Final Unitary Debt Service Tax Rate	0.15516%	
Current Year Unitary Value	\$ 816,354,142.00	E
Current Year Unitary Debt Service Levy	\$ 1,266,662.91	A1

TAX RATE AND BONDS RESOLUTION

Schedule 3

9/11/2024

PLUMAS COUNTY

DEBT SERVICE

Measure A School Bond 2002, 2005 and 2016 Refunding Bonds

FY 24/25 Tax Year 2024

w/PDH Resolution & Seneca Healthcare

Tax Code 10070

FY 2024/25 Bond Debt Requirement	\$	856,264.50	1
Unitary portion of Debt Service	\$	236,554.53	2
Total Debt	\$	856,264.50	
Reserve - old bond	\$	50,000.00	3
Unitary Portion	\$	(236,554.53)	
Unsecured Portion	\$	(207.65)	
Total Debt for Secured	\$	669,502.32	
Total Unsecured Value	\$	1,558,366.00	4
Minus 13.7% Delinquent Rate	\$	(213,496.14)	
Unsecured Rate (Prior Year Sec Rate)		0.01544%	5
Unsecured Portion	\$	207.65	
Total Secured / Utility Value	\$	5,133,018,361.00	6
Plus HOE	\$	26,044,114.00	7
Minus 4% Delinquent Rate	\$	(205,320,734.44)	
Total Value to collect on	\$	4,953,741,740.56	
Secured Debt Service	\$	669,502.32	
FY 2024/25 Secured Bond Rate		0.01352%	
FY 2023/24 Secured Bond Rate		0.01623%	

TAX RATE AND BONDS RESOLUTION

Schedule 3

01/1/2024

PLUMAS COUNTY

DEBT SERVICE

Measure B School Bond 2016 General

Obligation Bonds Only

FY 24/25 Tax Year 2024

w/PDH Resolution & Seneca Healthcare District

Tax code 10071

FY 24/25 Bond Debt Requirement	\$	3,737,284.00	1
Unitary portion of Debt Service	\$	878,140.15	2

Total Debt	\$	3,737,284.00	
Total add on in fund from Prior Year for Sinking Fund	\$	100,000.00	3
Unitary Portion	\$	(878,140.15)	
Unsecured Portion	\$	(104,497.68)	
Total Debt for Secured	\$	2,854,646.17	

Total Unsecured Value	\$	175,818,987.00	4
Minus 13.7% Delinquent Rate	\$	(24,087,201.22)	
Unsecured Rate (Prior Year Sec Rate)		0.06887000%	5
Unsecured Portion	\$	104,497.68	

Total Secured / Utility Value (adj)	\$	5,133,018,361.00	6
Plus HOE	\$	26,044,114.00	7
Minus 4% Delinquent Rate	\$	(205,320,734.44)	
Total Value to collect on	\$	4,953,741,740.56	

Secured Debt Service \$ 2,854,646.17

FY 2024/25 Secured Bond Rate	0.05763%	
FY 2023/24 Secured Bond Rate	0.06887%	

TAX RATE AND BONDS RESOLUTION

Exhibit B

Semi-Annual Debt Service Payment Schedule

Period Ending	Principal	Interest	Debt Service	Annual Debt Service
8/1/2019		\$ 443,912.78	\$ 443,912.78	\$ 443,912.78
2/1/2020		496,300.00	496,300.00	
8/1/2020	\$ 1,370,000	496,300.00	1,866,300.00	2,325,400.00
2/1/2021		468,900.00	468,900.00	
8/1/2021	970,000	468,900.00	1,438,900.00	1,907,800.00
2/1/2022		449,500.00	449,500.00	
8/1/2022	175,000	449,500.00	624,500.00	1,074,000.00
2/1/2023		445,125.00	445,125.00	
8/1/2023	205,000	445,125.00	650,125.00	1,095,250.00
2/1/2024		440,000.00	440,000.00	
8/1/2024	235,000	440,000.00	675,000.00	1,115,000.00
2/1/2025		434,125.00	434,125.00	
8/1/2025	270,000	434,125.00	704,125.00	1,138,250.00
2/1/2026		427,375.00	427,375.00	
8/1/2026	305,000	427,375.00	732,375.00	1,159,750.00
2/1/2027		419,750.00	419,750.00	
8/1/2027	340,000	419,750.00	759,750.00	1,179,500.00
2/1/2028		411,250.00	411,250.00	
8/1/2028	380,000	411,250.00	791,250.00	1,202,500.00
2/1/2029		401,750.00	401,750.00	
8/1/2029	425,000	401,750.00	826,750.00	1,228,500.00
2/1/2030		391,125.00	391,125.00	
8/1/2030	470,000	391,125.00	861,125.00	1,252,250.00
2/1/2031		379,375.00	379,375.00	
8/1/2031	515,000	379,375.00	894,375.00	1,273,750.00
2/1/2032		366,500.00	366,500.00	
8/1/2032	570,000	366,500.00	936,500.00	1,303,000.00
2/1/2033		352,250.00	352,250.00	
8/1/2033	620,000	352,250.00	972,250.00	1,324,500.00
2/1/2034		339,850.00	339,850.00	
8/1/2034	675,000	339,850.00	1,014,850.00	1,354,700.00
2/1/2035		326,350.00	326,350.00	
8/1/2035	725,000	326,350.00	1,051,350.00	1,377,700.00
2/1/2036		311,850.00	311,850.00	
8/1/2036	780,000	311,850.00	1,091,850.00	1,403,700.00
2/1/2037		296,250.00	296,250.00	
8/1/2037	840,000	296,250.00	1,136,250.00	1,432,500.00
2/1/2038		279,450.00	279,450.00	

AC 1145555

B-1

Copy of the 2019-2020 projection of Tax Rates
James Unified School District

TAX RATE AND BONDS RESOLUTION

Exhibit A

Semi-Annual Debt Service Payment Schedule

Period Ending	Principal	Interest	Debt Service	Annual Debt Service
8/1/2021		\$166,471.67	\$166,471.67	\$166,471.67
2/1/2022		225,300.00	225,300.00	
8/1/2022	\$385,000	225,300.00	610,300.00	835,600.00
2/1/2023		221,450.00	221,450.00	
8/1/2023	390,000	221,450.00	611,450.00	832,900.00
2/1/2024		215,600.00	215,600.00	
8/1/2024	400,000	215,600.00	615,600.00	831,200.00
2/1/2025		207,600.00	207,600.00	
8/1/2025	420,000	207,600.00	627,600.00	835,200.00
2/1/2026		199,200.00	199,200.00	
8/1/2026	435,000	199,200.00	634,200.00	833,400.00
2/1/2027		190,500.00	190,500.00	
8/1/2027	450,000	190,500.00	640,500.00	831,000.00
2/1/2028		181,500.00	181,500.00	
8/1/2028	470,000	181,500.00	651,500.00	833,000.00
2/1/2029		172,100.00	172,100.00	
8/1/2029	490,000	172,100.00	662,100.00	834,200.00
2/1/2030		162,300.00	162,300.00	
8/1/2030	510,000	162,300.00	672,300.00	834,600.00
2/1/2031		152,100.00	152,100.00	
8/1/2031	530,000	152,100.00	682,100.00	834,200.00
2/1/2032		141,500.00	141,500.00	
8/1/2032	550,000	141,500.00	691,500.00	833,000.00
2/1/2033		136,000.00	136,000.00	
8/1/2033	560,000	136,000.00	696,000.00	832,000.00
2/1/2034		130,400.00	130,400.00	
8/1/2034	575,000	130,400.00	705,400.00	835,800.00
2/1/2035		124,650.00	124,650.00	
8/1/2035	585,000	124,650.00	709,650.00	834,300.00
2/1/2036		112,950.00	112,950.00	
8/1/2036	605,000	112,950.00	717,950.00	830,900.00
2/1/2037		105,387.50	105,387.50	
8/1/2037	620,000	105,387.50	725,387.50	830,775.00
2/1/2038		97,637.50	97,637.50	
8/1/2038	640,000	97,637.50	737,637.50	835,275.00
2/1/2039		89,637.50	89,637.50	
8/1/2039	655,000	89,637.50	744,637.50	834,275.00

TAX RATE AND BONDS RESOLUTION

Exhibit A

Semi-Annual Debt Service Payment Schedule

Phumas Unified School District 2016 General Obligation Refunding Bonds

Period Ending	Principal	Interest	Debt Service
2/1/2017	—	\$ 19,618.20	\$ 19,618.20
8/1/2017	\$ 141,000.00	43,064.35	184,064.35
2/1/2018		42,324.10	42,324.10
8/1/2018	28,000.00	42,324.10	70,324.10
2/1/2019		42,154.70	42,154.70
8/1/2019	28,000.00	42,154.70	70,154.70
2/1/2020		41,964.30	41,964.30
8/1/2020	29,000.00	41,964.30	70,964.30
2/1/2021		41,745.35	41,745.35
8/1/2021	29,000.00	41,745.35	70,745.35
2/1/2022		41,509.00	41,509.00
8/1/2022	740,000.00	41,509.00	781,509.00
2/1/2023		35,071.00	35,071.00
8/1/2023	757,000.00	35,071.00	792,071.00
2/1/2024		27,879.50	27,879.50
8/1/2024	809,000.00	27,879.50	836,879.50
2/1/2025		19,385.00	19,385.00
8/1/2025	830,000.00	19,385.00	849,385.00
2/1/2026		10,089.00	10,089.00
8/1/2026	855,000.00	10,089.00	865,089.00
	<u>\$4,246,000.00</u>	<u>\$666,926.45</u>	<u>\$4,912,926.45</u>

TAX RATE AND BONDS RESOLUTION

Exhibit A

Semi-Annual Debt Service Payment Schedule

Period Ending	Principal	Interest	Debt Service	Annual Debt Service
2/1/2018		\$ 186,338.75	\$ 186,338.75	
8/1/2018	\$1,670,000	143,337.50	1,813,337.50	\$ 1,999,676.25
2/1/2019		126,637.50	126,637.50	
8/1/2019	1,835,000	126,637.50	1,961,637.50	2,088,275.00
2/1/2020		108,287.50	108,287.50	
8/1/2020	75,000	108,287.50	183,287.50	291,575.00
2/1/2021		107,537.50	107,537.50	
8/1/2021	80,000	107,537.50	187,537.50	295,075.00
2/1/2022		106,737.50	106,737.50	
8/1/2022	85,000	106,737.50	191,737.50	298,475.00
2/1/2023		105,887.50	105,887.50	
8/1/2023	95,000	105,887.50	200,887.50	306,775.00
2/1/2024		104,937.50	104,937.50	
8/1/2024	105,000	104,937.50	209,937.50	314,875.00
2/1/2025		103,887.50	103,887.50	
8/1/2025	110,000	103,887.50	213,887.50	317,775.00
2/1/2026		102,787.50	102,787.50	
8/1/2026	120,000	102,787.50	222,787.50	325,575.00
2/1/2027		100,987.50	100,987.50	
8/1/2027	130,000	100,987.50	230,987.50	331,975.00
2/1/2028		99,037.50	99,037.50	
8/1/2028	140,000	99,037.50	239,037.50	338,075.00
2/1/2029		96,937.50	96,937.50	
8/1/2029	150,000	96,937.50	246,937.50	343,875.00
2/1/2030		94,687.50	94,687.50	
8/1/2030	160,000	94,687.50	254,687.50	349,375.00
2/1/2031		92,287.50	92,287.50	
8/1/2031	175,000	92,287.50	267,287.50	359,575.00
2/1/2032		89,662.50	89,662.50	
8/1/2032	185,000	89,662.50	274,662.50	364,325.00
2/1/2033		86,771.88	86,771.88	
8/1/2033	200,000	86,771.88	286,771.88	373,543.76
2/1/2034		83,646.88	83,646.88	
8/1/2034	210,000	83,646.88	293,646.88	377,293.76
2/1/2035		80,234.38	80,234.38	
8/1/2035	225,000	80,234.38	305,234.38	385,468.76
2/1/2036		76,578.13	76,578.13	

SC085119

4 of 4

Revised Debt Service Schedule
 Phoenix Unified School District
 August 1, 2024

TAX RATE AND BONDS RESOLUTION

AUD70-2360-100
wAudCertValByTBase
2.6.001

County of Plumas
AUDITOR CERTIFIED VALUES BY TAX BASE
Model Num: Final, Tax Year: 2024
AIRCRAFT VALUES INCLUDED

9/3/2024
2:28:34PM
Page 1 of 6

TAX CODE:	00001	BASIC TAX 1%		
VALUE BASE:	7	Net of All		
TYPE:	OPERATING			
	<u>SECURED</u>	<u>UNSECURED</u>	<u>TOTAL</u>	
PARCEL COUNT	25,610	3,073	28,683	
LOCAL	5,130,956,507	177,286,071	5,308,242,578	
UTILITY	2,061,854		2,061,854	
TOTAL	5,133,018,361	177,286,071	5,310,304,432	
PLUS HOX	26,044,114	82,243	26,126,357	
TOTAL	5,159,062,475	177,368,314	5,336,430,789	

TAX CODE:	00002	Unitary 1%		
VALUE BASE:	7	Net of All		
TYPE:	OPERATING			
	<u>SECURED</u>	<u>UNSECURED</u>	<u>TOTAL</u>	
PARCEL COUNT	23	0	23	
LOCAL			0	
UTILITY	739,355,478		739,355,478	
TOTAL	739,355,478		739,355,478	
PLUS HOX			0	
TOTAL	739,355,478		739,355,478	

TAX CODE:	00003	Railroad Unitary 1%		
VALUE BASE:	7	Net of All		
TYPE:	OPERATING			
	<u>SECURED</u>	<u>UNSECURED</u>	<u>TOTAL</u>	
PARCEL COUNT	3	0	3	
LOCAL			0	
UTILITY	76,998,664		76,998,664	
TOTAL	76,998,664		76,998,664	
PLUS HOX		0	0	
TOTAL	76,998,664		76,998,664	

TAX CODE:	10070	School Bond Measure A 530-283-6500		
VALUE BASE:	7	Net of All		
TYPE:	OPERATING			
	<u>SECURED</u>	<u>UNSECURED</u>	<u>TOTAL</u>	
PARCEL COUNT	24,483	3,010	27,493	
LOCAL	4,994,376,165	175,736,744	5,170,112,909	
UTILITY	1,547,341		1,547,341	
TOTAL	4,995,923,506	175,736,744	5,171,660,250	
PLUS HOX	25,295,114	82,243	25,377,357	
TOTAL	5,021,218,620	175,818,987	5,197,037,607	

TAX CODE:	10071	School Bond Measure B 530-283-6500		
VALUE BASE:	7	Net of All		
TYPE:	OPERATING			
	<u>SECURED</u>	<u>UNSECURED</u>	<u>TOTAL</u>	
PARCEL COUNT	24,483	3,010	27,493	
LOCAL	4,994,376,165	175,736,744	5,170,112,909	
UTILITY	1,547,341		1,547,341	
TOTAL	4,995,923,506	175,736,744	5,171,660,250	
PLUS HOX	25,295,114	82,243	25,377,357	
TOTAL	5,021,218,620	175,818,987	5,197,037,607	

TAX CODE:	10075	Unitary Debt Service		
VALUE BASE:	7	Net of All		
TYPE:	OPERATING			
	<u>SECURED</u>	<u>UNSECURED</u>	<u>TOTAL</u>	
PARCEL COUNT	23	0	23	
LOCAL			0	
UTILITY	739,355,478		739,355,478	
TOTAL	739,355,478		739,355,478	
PLUS HOX			0	
TOTAL	739,355,478		739,355,478	

TAX CODE:	10076	Railroad Unitary Debt Service		
VALUE BASE:	7	Net of All		
TYPE:	OPERATING			
	<u>SECURED</u>	<u>UNSECURED</u>	<u>TOTAL</u>	
PARCEL COUNT	3	0	3	
LOCAL			0	
UTILITY	76,998,664		76,998,664	
TOTAL	76,998,664		76,998,664	
PLUS HOX		0	0	
TOTAL	76,998,664		76,998,664	

TAX CODE:	10080	Plumas District Hospital Bond 2008		
VALUE BASE:	7	Net of All		
TYPE:	OPERATING			
	<u>SECURED</u>	<u>UNSECURED</u>	<u>TOTAL</u>	
PARCEL COUNT	4,695	956	5,651	
LOCAL	865,531,506	56,198,944	921,730,450	
UTILITY	846,472		846,472	
TOTAL	866,377,978	56,198,944	922,576,922	
PLUS HOX	8,911,913	68,951	8,980,864	
TOTAL	875,289,891	56,267,895	931,557,786	

TAX CODE:	10090	Seneca Healthcare Bond B 2022		
VALUE BASE:	7	Net of All		
TYPE:	OPERATING			
	<u>SECURED</u>	<u>UNSECURED</u>	<u>TOTAL</u>	
PARCEL COUNT	7,400	1,214	8,614	
LOCAL	2,191,029,130	70,276,768	2,261,305,898	
UTILITY	168,904		168,904	
TOTAL	2,191,198,034	70,276,768	2,261,474,802	
PLUS HOX	5,472,600		5,472,600	
TOTAL	2,196,670,634	70,276,768	2,266,947,402	

TAX CODE:	20001	COUNTY		
VALUE BASE:	7	Net of All		
TYPE:	SPECIAL			
	<u>SECURED</u>	<u>UNSECURED</u>	<u>TOTAL</u>	
PARCEL COUNT	25,610	3,073	28,683	
LOCAL	5,130,956,507	177,286,071	5,308,242,578	
UTILITY	2,061,854		2,061,854	
TOTAL	5,133,018,361	177,286,071	5,310,304,432	
PLUS HOX	26,044,114	82,243	26,126,357	
TOTAL	5,159,062,475	177,368,314	5,336,430,789	

mnrieman

TAX RATE AND BONDS RESOLUTION

AUD70-2360-100
wAudCertValByTaxBase
2/9/2024

County of Plumas
AUDITOR CERTIFIED VALUES BY TAX BASE
Model Num: Final, Tax Year: 2024
AIRCRAFT VALUES INCLUDED

2/28/24
2:28:25PM
Page 2 of 6

TAX CODE: 20090 AMERICAN VALLEY CSD VALUE BASE: 7 Net of All TYPE: SPECIAL				TAX CODE: 20100 BECKWOURTH CSA VALUE BASE: 7 Net of All TYPE: SPECIAL			
	<u>SECURED</u>	<u>UNSECURED</u>	<u>TOTAL</u>		<u>SECURED</u>	<u>UNSECURED</u>	<u>TOTAL</u>
PARCEL COUNT	2,064	486	2,550	PARCEL COUNT	105	5	110
LOCAL	455,788,866	27,899,553	483,688,419	LOCAL	13,655,324	113,520	13,768,844
UTILITY	22,200		22,200	UTILITY			0
TOTAL	455,811,066	27,899,553	483,710,619	TOTAL	13,655,324	113,520	13,768,844
PLUS HOX	5,117,913	26,951	5,144,864	PLUS HOX	168,000		168,000
TOTAL	460,928,979	27,926,504	488,855,483	TOTAL	13,823,324	113,520	13,936,844

TAX CODE: 20115 BECKWOURTH PEAK FIRE PROTECTIC VALUE BASE: 7 Net of All TYPE: SPECIAL				TAX CODE: 20120 CENTRAL PLUMAS REC & PARK VALUE BASE: 7 Net of All TYPE: SPECIAL			
	<u>SECURED</u>	<u>UNSECURED</u>	<u>TOTAL</u>		<u>SECURED</u>	<u>UNSECURED</u>	<u>TOTAL</u>
PARCEL COUNT	4,732	209	4,941	PARCEL COUNT	3,831	662	4,493
LOCAL	625,255,012	17,054,006	642,309,018	LOCAL	764,122,081	30,205,921	794,328,002
UTILITY	517,411		517,411	UTILITY	514,837		514,837
TOTAL	625,772,423	17,054,006	642,826,429	TOTAL	764,636,918	30,205,921	794,842,839
PLUS HOX	4,071,268		4,071,268	PLUS HOX	8,246,913	61,951	8,308,864
TOTAL	629,843,691	17,054,006	646,897,697	TOTAL	772,883,831	30,267,872	803,151,703

TAX CODE: 20130 CHESTER CEMETERY VALUE BASE: 7 Net of All TYPE: SPECIAL				TAX CODE: 20140 CHESTER FIRE VALUE BASE: 7 Net of All TYPE: SPECIAL			
	<u>SECURED</u>	<u>UNSECURED</u>	<u>TOTAL</u>		<u>SECURED</u>	<u>UNSECURED</u>	<u>TOTAL</u>
PARCEL COUNT	7,400	1,214	8,614	PARCEL COUNT	1,425	173	1,598
LOCAL	2,191,029,130	70,276,768	2,261,305,898	LOCAL	296,452,665	25,539,532	321,992,197
UTILITY	168,904		168,904	UTILITY			0
TOTAL	2,191,198,034	70,276,768	2,261,474,802	TOTAL	296,452,665	25,539,532	321,992,197
PLUS HOX	5,472,600		5,472,600	PLUS HOX	2,672,600		2,672,600
TOTAL	2,196,670,634	70,276,768	2,266,947,402	TOTAL	299,125,265	25,539,532	324,664,797

TAX CODE: 20150 CHESTER PUD VALUE BASE: 7 Net of All TYPE: SPECIAL				TAX CODE: 20160 CHESTER PUD ZONE A VALUE BASE: 7 Net of All TYPE: SPECIAL			
	<u>SECURED</u>	<u>UNSECURED</u>	<u>TOTAL</u>		<u>SECURED</u>	<u>UNSECURED</u>	<u>TOTAL</u>
PARCEL COUNT	1,425	173	1,598	PARCEL COUNT	1,222	145	1,367
LOCAL	296,452,665	25,539,532	321,992,197	LOCAL	221,157,948	16,039,216	237,197,164
UTILITY			0	UTILITY			0
TOTAL	296,452,665	25,539,532	321,992,197	TOTAL	221,157,948	16,039,216	237,197,164
PLUS HOX	2,672,600		2,672,600	PLUS HOX	2,217,600		2,217,600
TOTAL	299,125,265	25,539,532	324,664,797	TOTAL	223,375,548	16,039,216	239,414,764

TAX CODE: 20170 CLIO PUD VALUE BASE: 7 Net of All TYPE: SPECIAL				TAX CODE: 20180 CRESCENT MILLS FIRE VALUE BASE: 7 Net of All TYPE: SPECIAL			
	<u>SECURED</u>	<u>UNSECURED</u>	<u>TOTAL</u>		<u>SECURED</u>	<u>UNSECURED</u>	<u>TOTAL</u>
PARCEL COUNT	93	3	96	PARCEL COUNT	442	27	469
LOCAL	16,928,075	69,641	16,997,716	LOCAL	42,647,676	6,600,425	49,248,101
UTILITY			0	UTILITY			0
TOTAL	16,928,075	69,641	16,997,716	TOTAL	42,647,676	6,600,425	49,248,101
PLUS HOX	140,000		140,000	PLUS HOX	766,911	7,000	773,911
TOTAL	17,068,075	69,641	17,137,716	TOTAL	43,414,587	6,607,425	50,022,012

minicorp

TAX RATE AND BONDS RESOLUTION

AUD70-7360-100
wAudCenValByBase
2 6 001

County of Plumas
AUDITOR CERTIFIED VALUES BY TAX BASE
Model Num: Final, Tax Year: 2024
AIRCRAFT VALUES INCLUDED

5/10/2024
2:28:35PM
Page 3 of 5

TAX CODE: 20190 CRESCENT MILLS LIGHTING VALUE BASE: 7 Net of All TYPE: SPECIAL				TAX CODE: 20200 CROMBERG CEMETERY VALUE BASE: 7 Net of All TYPE: SPECIAL			
	<u>SECURED</u>	<u>UNSECURED</u>	<u>TOTAL</u>		<u>SECURED</u>	<u>UNSECURED</u>	<u>TOTAL</u>
PARCEL COUNT	119	5	124	PARCEL COUNT	328	37	365
LOCAL	7,466,136	20,031	7,486,167	LOCAL	54,859,331	2,215,562	57,074,893
UTILITY			0	UTILITY			0
TOTAL	7,466,136	20,031	7,486,167	TOTAL	54,859,331	2,215,562	57,074,893
PLUS HOX	196,000		196,000	PLUS HOX	497,000		497,000
TOTAL	7,662,136	20,031	7,682,167	TOTAL	55,356,331	2,215,562	57,571,893

TAX CODE: 20210 CSA #11 (AMBULANCE) VALUE BASE: 7 Net of All TYPE: SPECIAL				TAX CODE: 20230 EASTERN PLUMAS HEALTHCARE VALUE BASE: 7 Net of All TYPE: SPECIAL			
	<u>SECURED</u>	<u>UNSECURED</u>	<u>TOTAL</u>		<u>SECURED</u>	<u>UNSECURED</u>	<u>TOTAL</u>
PARCEL COUNT	4,695	956	5,651	PARCEL COUNT	9,787	492	10,279
LOCAL	865,531,506	56,198,944	921,730,450	LOCAL	1,717,347,980	36,030,577	1,753,378,557
UTILITY	846,472		846,472	UTILITY	961,236		961,236
TOTAL	866,377,973	56,198,944	922,576,922	TOTAL	1,718,309,216	36,030,577	1,754,339,793
PLUS HOX	8,911,913	68,951	8,980,864	PLUS HOX	8,922,163		8,922,163
TOTAL	875,289,891	56,267,895	931,557,786	TOTAL	1,727,231,379	36,030,577	1,763,261,956

TAX CODE: 20240 EASTERN PLUMAS RURAL FIRE VALUE BASE: 7 Net of All TYPE: SPECIAL				TAX CODE: 20250 FLOOD CONTROL COUNTY VALUE BASE: 7 Net of All TYPE: SPECIAL			
	<u>SECURED</u>	<u>UNSECURED</u>	<u>TOTAL</u>		<u>SECURED</u>	<u>UNSECURED</u>	<u>TOTAL</u>
PARCEL COUNT	1,403	71	1,474	PARCEL COUNT	25,515	3,069	28,584
LOCAL	183,768,068	5,704,834	189,472,902	LOCAL	5,109,203,272	176,932,976	5,286,136,248
UTILITY	259,669		259,669	UTILITY	1,984,938		1,984,938
TOTAL	184,027,737	5,704,834	189,732,571	TOTAL	5,111,188,210	176,932,976	5,288,121,186
PLUS HOX	1,700,895		1,700,895	PLUS HOX	25,960,114	82,243	26,042,357
TOTAL	185,728,632	5,704,834	191,433,466	TOTAL	5,137,148,324	177,015,219	5,314,163,543

TAX CODE: 20260 GRAEAGLE CSD VALUE BASE: 7 Net of All TYPE: SPECIAL				TAX CODE: 20270 GRAEAGLE FIRE VALUE BASE: 7 Net of All TYPE: SPECIAL			
	<u>SECURED</u>	<u>UNSECURED</u>	<u>TOTAL</u>		<u>SECURED</u>	<u>UNSECURED</u>	<u>TOTAL</u>
PARCEL COUNT	1,256	52	1,308	PARCEL COUNT	1,758	69	1,827
LOCAL	290,063,623	5,966,712	296,030,335	LOCAL	534,970,896	6,299,191	541,270,087
UTILITY			0	UTILITY			0
TOTAL	290,063,623	5,966,712	296,030,335	TOTAL	534,970,896	6,299,191	541,270,087
PLUS HOX	1,260,000		1,260,000	PLUS HOX	1,820,000		1,820,000
TOTAL	291,323,623	5,966,712	297,290,335	TOTAL	536,790,896	6,299,191	543,090,087

TAX CODE: 20280 GREENHORN CREEK CSD VALUE BASE: 7 Net of All TYPE: SPECIAL				TAX CODE: 20290 GREENVILLE CEMETERY VALUE BASE: 7 Net of All TYPE: SPECIAL			
	<u>SECURED</u>	<u>UNSECURED</u>	<u>TOTAL</u>		<u>SECURED</u>	<u>UNSECURED</u>	<u>TOTAL</u>
PARCEL COUNT	387	9	396	PARCEL COUNT	1,261	64	1,325
LOCAL	29,044,120	93,960	29,138,080	LOCAL	98,978,687	3,044,548	102,023,235
UTILITY			0	UTILITY	48,352		48,352
TOTAL	29,044,120	93,960	29,138,080	TOTAL	99,027,039	3,044,548	102,071,587
PLUS HOX	378,000		378,000	PLUS HOX	1,140,362	6,292	1,146,654
TOTAL	29,422,120	93,960	29,516,080	TOTAL	100,167,401	3,050,840	103,218,241

TAX RATE AND BONDS RESOLUTION

AUD70 2360-100
wAudCertValByTiltase
2 6 001

County of Plumas
AUDITOR CERTIFIED VALUES BY TAX BASE
Model Num: Final, Tax Year: 2024
AIRCRAFT VALUES INCLUDED

W030076
2 28 00PM
Page 4 of 6

TAX CODE: 20300 GRIZZLY LAKE CSD VALUE BASE: 7 Net of All TYPE: SPECIAL				TAX CODE: 20310 HAMILTON BRANCH FIRE VALUE BASE: 7 Net of All TYPE: SPECIAL			
	<u>SECURED</u>	<u>UNSECURED</u>	<u>TOTAL</u>		<u>SECURED</u>	<u>UNSECURED</u>	<u>TOTAL</u>
PARCEL COUNT	505	30	535	PARCEL COUNT	967	140	1,107
LOCAL	59,334,597	2,975,639	62,260,236	LOCAL	313,916,095	3,836,251	317,752,346
UTILITY			0	UTILITY			0
TOTAL	59,334,597	2,975,639	62,260,236	TOTAL	313,916,095	3,836,251	317,752,346
PLUS HOX	587,895		587,895	PLUS HOX	1,043,000		1,043,000
TOTAL	59,922,492	2,975,639	62,848,131	TOTAL	314,959,095	3,836,251	318,795,346

TAX CODE: 20320 INDIAN VALLEY CSD VALUE BASE: 7 Net of All TYPE: SPECIAL				TAX CODE: 20340 JOHNSVILLE PUD VALUE BASE: 7 Net of All TYPE: SPECIAL			
	<u>SECURED</u>	<u>UNSECURED</u>	<u>TOTAL</u>		<u>SECURED</u>	<u>UNSECURED</u>	<u>TOTAL</u>
PARCEL COUNT	1,810	84	1,894	PARCEL COUNT	80	1	81
LOCAL	185,837,408	10,238,194	196,075,602	LOCAL	12,044,477	45,639	12,090,116
UTILITY	48,352		48,352	UTILITY			0
TOTAL	185,885,760	10,238,194	196,123,954	TOTAL	12,044,477	45,639	12,090,116
PLUS HOX	2,467,273	13,292	2,480,565	PLUS HOX	28,000		28,000
TOTAL	188,353,033	10,251,486	198,604,519	TOTAL	12,072,477	45,639	12,118,116

TAX CODE: 20350 LAPORTE FIRE VALUE BASE: 7 Net of All TYPE: SPECIAL				TAX CODE: 20360 MEADOW VALLEY CEMETERY VALUE BASE: 7 Net of All TYPE: SPECIAL			
	<u>SECURED</u>	<u>UNSECURED</u>	<u>TOTAL</u>		<u>SECURED</u>	<u>UNSECURED</u>	<u>TOTAL</u>
PARCEL COUNT	312	9	321	PARCEL COUNT	853	296	1,149
LOCAL	33,864,534	55,128	33,919,662	LOCAL	93,806,700	25,086,515	118,893,215
UTILITY			0	UTILITY			0
TOTAL	33,864,534	55,128	33,919,662	TOTAL	93,806,700	25,086,515	118,893,215
PLUS HOX	21,000		21,000	PLUS HOX	833,000		833,000
TOTAL	33,885,534	55,128	33,940,662	TOTAL	94,639,700	25,086,515	119,726,215

TAX CODE: 20370 MEADOW VALLEY FIRE VALUE BASE: 7 Net of All TYPE: SPECIAL				TAX CODE: 20380 MOHAWK VALLEY CEMETERY VALUE BASE: 7 Net of All TYPE: SPECIAL			
	<u>SECURED</u>	<u>UNSECURED</u>	<u>TOTAL</u>		<u>SECURED</u>	<u>UNSECURED</u>	<u>TOTAL</u>
PARCEL COUNT	359	34	393	PARCEL COUNT	3,446	153	3,599
LOCAL	57,294,006	343,532	57,637,538	LOCAL	898,477,717	10,334,927	908,812,644
UTILITY			0	UTILITY	172,424		172,424
TOTAL	57,294,006	343,532	57,637,538	TOTAL	898,650,141	10,334,927	908,985,068
PLUS HOX	784,000		784,000	PLUS HOX	3,143,000		3,143,000
TOTAL	58,078,006	343,532	58,421,538	TOTAL	901,793,141	10,334,927	912,128,068

TAX CODE: 20390 PENINSULA FIRE VALUE BASE: 7 Net of All TYPE: SPECIAL				TAX CODE: 20400 PLUMAS EUREKA CSD VALUE BASE: 7 Net of All TYPE: SPECIAL			
	<u>SECURED</u>	<u>UNSECURED</u>	<u>TOTAL</u>		<u>SECURED</u>	<u>UNSECURED</u>	<u>TOTAL</u>
PARCEL COUNT	3,440	536	3,976	PARCEL COUNT	653	15	668
LOCAL	1,136,700,053	19,628,484	1,156,328,547	LOCAL	178,719,814	1,077,605	179,797,419
UTILITY			0	UTILITY			0
TOTAL	1,136,700,053	19,628,484	1,156,328,547	TOTAL	178,719,814	1,077,605	179,797,419
PLUS HOX	1,246,000		1,246,000	PLUS HOX	574,000		574,000
TOTAL	1,137,946,053	19,628,484	1,157,574,547	TOTAL	179,293,814	1,077,605	180,371,419

mleiman

TAX RATE AND BONDS RESOLUTION

Adopted 2024
2024-25 Adopted
2024

County of Plumas
AUDITOR CERTIFIED VALUES BY TAX BASE
Model Num: Final, Tax Year: 2024
AIRCRAFT VALUES INCLUDED

8/3/25 2:11
2:28:35 PM
Page 5 of 8

TAX CODE:	20410	PLUMAS DISTRICT HOSPITAL			TAX CODE:	20420	PORTOLA CEMETERY		
VALUE BASE:	7	Net of All			VALUE BASE:	7	Net of All		
TYPE:	SPECIAL				TYPE:	SPECIAL			
	<u>SECURED</u>	<u>UNSECURED</u>	<u>TOTAL</u>			<u>SECURED</u>	<u>UNSECURED</u>	<u>TOTAL</u>	
PARCEL COUNT	7,343	1,211	8,554		PARCEL COUNT	5,141	278	5,419	
LOCAL	1,129,500,283	69,308,103	1,189,508,386		LOCAL	690,534,186	22,782,846	713,317,032	
UTILITY	909,722		909,722		UTILITY	761,406		761,406	
TOTAL	1,121,110,535	69,308,103	1,190,418,108		TOTAL	691,295,592	22,782,846	714,078,438	
PLUS HOX	11,600,351	82,243	11,682,594		PLUS HOX	5,464,163		5,464,163	
TOTAL	1,132,710,356	69,390,346	1,202,100,702		TOTAL	696,759,755	22,782,846	719,542,601	

TAX CODE:	20430	PORTOLA, CITY OF			TAX CODE:	20440	PRATTVILLE-ALMANOR FIRE		
VALUE BASE:	7	Net of All			VALUE BASE:	7	Net of All		
TYPE:	SPECIAL				TYPE:	SPECIAL			
	<u>SECURED</u>	<u>UNSECURED</u>	<u>TOTAL</u>			<u>SECURED</u>	<u>UNSECURED</u>	<u>TOTAL</u>	
PARCEL COUNT	1,603	93	1,696		PARCEL COUNT	201	88	289	
LOCAL	179,187,549	3,270,222	182,457,771		LOCAL	28,390,351	8,699,752	37,090,103	
UTILITY			0		UTILITY	154,021		154,021	
TOTAL	179,187,549	3,270,222	182,457,771		TOTAL	28,544,372	8,699,752	37,244,124	
PLUS HOX	2,244,268		2,244,268		PLUS HOX	49,000		49,000	
TOTAL	181,431,817	3,270,222	184,702,039		TOTAL	28,593,372	8,699,752	37,293,124	

TAX CODE:	20450	QUINCY LAPORTE CEMETERY			TAX CODE:	20470	QUINCY FIRE		
VALUE BASE:	7	Net of All			VALUE BASE:	7	Net of All		
TYPE:	SPECIAL				TYPE:	SPECIAL			
	<u>SECURED</u>	<u>UNSECURED</u>	<u>TOTAL</u>			<u>SECURED</u>	<u>UNSECURED</u>	<u>TOTAL</u>	
PARCEL COUNT	4,266	723	4,989		PARCEL COUNT	2,680	536	3,215	
LOCAL	800,806,676	31,285,165	832,091,841		LOCAL	631,454,734	28,690,446	660,145,180	
UTILITY	520,455		520,455		UTILITY	189,062		189,062	
TOTAL	801,327,131	31,285,165	832,612,296		TOTAL	631,643,796	28,690,446	660,334,242	
PLUS HOX	7,574,913	61,951	7,636,864		PLUS HOX	6,818,913	40,951	6,859,864	
TOTAL	808,902,044	31,347,116	840,249,160		TOTAL	638,462,709	28,731,397	667,194,106	

TAX CODE:	20480	QUINCY LIGHTING			TAX CODE:	20490	SENECA HEALTHCARE		
VALUE BASE:	7	Net of All			VALUE BASE:	7	Net of All		
TYPE:	SPECIAL				TYPE:	SPECIAL			
	<u>SECURED</u>	<u>UNSECURED</u>	<u>TOTAL</u>			<u>SECURED</u>	<u>UNSECURED</u>	<u>TOTAL</u>	
PARCEL COUNT	2,351	551	2,902		PARCEL COUNT	7,400	1,214	8,614	
LOCAL	486,087,172	28,833,041	514,920,213		LOCAL	2,191,029,130	70,276,768	2,261,305,898	
UTILITY	347,975		347,975		UTILITY	168,904		168,904	
TOTAL	486,435,147	28,833,041	515,268,188		TOTAL	2,191,198,034	70,276,768	2,261,474,802	
PLUS HOX	5,278,913	47,951	5,326,864		PLUS HOX	5,472,600		5,472,600	
TOTAL	491,714,060	28,880,992	520,595,052		TOTAL	2,196,670,634	70,276,768	2,266,947,402	

TAX CODE:	20510	TAYLORSVILLE CEMETERY			TAX CODE:	20520	WEST ALMANOR CSD		
VALUE BASE:	7	Net of All			VALUE BASE:	7	Net of All		
TYPE:	SPECIAL				TYPE:	SPECIAL			
	<u>SECURED</u>	<u>UNSECURED</u>	<u>TOTAL</u>			<u>SECURED</u>	<u>UNSECURED</u>	<u>TOTAL</u>	
PARCEL COUNT	709	80	789		PARCEL COUNT	701	128	829	
LOCAL	106,195,703	1,916,543	108,112,246		LOCAL	380,937,807	3,093,099	384,030,906	
UTILITY	4,176		4,176		UTILITY			0	
TOTAL	106,199,879	1,916,543	108,116,422		TOTAL	380,937,807	3,093,099	384,030,906	
PLUS HOX	861,000		861,000		PLUS HOX	455,000		455,000	
TOTAL	107,060,879	1,916,543	108,977,422		TOTAL	381,392,807	3,093,099	384,485,906	

miteman

TAX RATE AND BONDS RESOLUTION

AUD/0-2363-100
wAudCertValByTBase
2 6 001

County of Plumas
AUDITOR CERTIFIED VALUES BY TAX BASE
Model Num: Final, Tax Year: 2024
AIRCRAFT VALUES INCLUDED

9/3/2024
2:28:35PM
Page 8 of 6

TAX CODE: 30010 PLUMAS COUNTY OFFICE OF EDUCAT				TAX CODE: 30020 FEATHER RIVER COLLEGE			
VALUE BASE: 7 Net of All				VALUE BASE: 7 Net of All			
TYPE: SPECIAL				TYPE: SPECIAL			
	<u>SECURED</u>	<u>UNSECURED</u>	<u>TOTAL</u>		<u>SECURED</u>	<u>UNSECURED</u>	<u>TOTAL</u>
PARCEL COUNT	24,483	3,010	27,493	PARCEL COUNT	24,483	3,010	27,493
LOCAL	4,994,376,165	175,736,744	5,170,112,909	LOCAL	4,994,376,165	175,736,744	5,170,112,909
UTILITY	1,547,341		1,547,341	UTILITY	1,547,341		1,547,341
TOTAL	4,995,923,506	175,736,744	5,171,660,250	TOTAL	4,995,923,506	175,736,744	5,171,660,250
PLUS HOX	25,295,114	82,243	25,377,357	PLUS HOX	25,295,114	82,243	25,377,357
TOTAL	5,021,218,620	175,818,987	5,197,037,607	TOTAL	5,021,218,620	175,818,987	5,197,037,607

TAX CODE: 30030 PLUMAS UNIFIED SCHOOL DISTRICT				TAX CODE: 30040 SIERRA PLUMAS JOINT UNIFIED SCHC			
VALUE BASE: 7 Net of All				VALUE BASE: 7 Net of All			
TYPE: SPECIAL				TYPE: SPECIAL			
	<u>SECURED</u>	<u>UNSECURED</u>	<u>TOTAL</u>		<u>SECURED</u>	<u>UNSECURED</u>	<u>TOTAL</u>
PARCEL COUNT	24,483	3,010	27,493	PARCEL COUNT	1,127	63	1,190
LOCAL	4,994,376,165	175,736,744	5,170,112,909	LOCAL	136,580,342	1,549,327	138,129,669
UTILITY	1,547,341		1,547,341	UTILITY	514,513		514,513
TOTAL	4,995,923,506	175,736,744	5,171,660,250	TOTAL	137,094,855	1,549,327	138,644,182
PLUS HOX	25,295,114	82,243	25,377,357	PLUS HOX	749,000		749,000
TOTAL	5,021,218,620	175,818,987	5,197,037,607	TOTAL	137,843,855	1,549,327	139,393,182

TAX CODE: 30050 ERAF			
VALUE BASE: 7 Net of All			
TYPE: SPECIAL			
	<u>SECURED</u>	<u>UNSECURED</u>	<u>TOTAL</u>
PARCEL COUNT	25,610	3,073	28,683
LOCAL	5,130,956,507	177,286,071	5,308,242,578
UTILITY	2,061,854		2,061,854
TOTAL	5,133,018,361	177,286,071	5,310,304,432
PLUS HOX	26,044,114	82,243	26,126,357
TOTAL	5,159,062,475	177,368,314	5,336,430,789

mmmmmm

TAX RATE AND BONDS RESOLUTION

AUD70-2360-100
wAudCertValByTBase
2 6.001

County of Plumas
AUDITOR CERTIFIED VALUES BY TAX BASE
Model Num: Final, Tax Year: 2024
AIRCRAFT VALUES EXCLUDED

9/3/2024
2:29:48PM
Page 1 of 6

TAX CODE: 00001 BASIC TAX 1%				TAX CODE: 00002 Unitary 1%			
VALUE BASE: 7 Net of All				VALUE BASE: 7 Net of All			
TYPE: OPERATING				TYPE: OPERATING			
	<u>SECURED</u>	<u>UNSECURED</u>	<u>TOTAL</u>		<u>SECURED</u>	<u>UNSECURED</u>	<u>TOTAL</u>
PARCEL COUNT	25,610	3,038	28,648	PARCEL COUNT	23	0	23
LOCAL	5,130,956,507	170,683,997	5,301,640,504	LOCAL			0
UTILITY	2,061,854		2,061,854	UTILITY	739,355,478		739,355,478
TOTAL	5,133,018,361	170,683,997	5,303,702,358	TOTAL	739,355,478		739,355,478
PLUS HOX	26,044,114	82,243	26,126,357	PLUS HOX			0
TOTAL	5,159,062,475	170,766,240	5,329,828,715	TOTAL	739,355,478		739,355,478
TAX CODE: 00003 Railroad Unitary 1%				TAX CODE: 10070 School Bond Measure A 530-283-6500			
VALUE BASE: 7 Net of All				VALUE BASE: 7 Net of All			
TYPE: OPERATING				TYPE: OPERATING			
	<u>SECURED</u>	<u>UNSECURED</u>	<u>TOTAL</u>		<u>SECURED</u>	<u>UNSECURED</u>	<u>TOTAL</u>
PARCEL COUNT	3	0	3	PARCEL COUNT	24,483	2,975	27,458
LOCAL			0	LOCAL	4,994,376,165	169,134,670	5,163,510,835
UTILITY	76,998,664		76,998,664	UTILITY	1,547,341		1,547,341
TOTAL	76,998,664		76,998,664	TOTAL	4,995,923,506	169,134,670	5,165,058,176
PLUS HOX			0	PLUS HOX	25,295,114	82,243	25,377,357
TOTAL	76,998,664		76,998,664	TOTAL	5,021,218,620	169,216,913	5,190,435,533
TAX CODE: 10071 School Bond Measure B 530-283-6500				TAX CODE: 10075 Unitary Debt Service			
VALUE BASE: 7 Net of All				VALUE BASE: 7 Net of All			
TYPE: OPERATING				TYPE: OPERATING			
	<u>SECURED</u>	<u>UNSECURED</u>	<u>TOTAL</u>		<u>SECURED</u>	<u>UNSECURED</u>	<u>TOTAL</u>
PARCEL COUNT	24,483	2,975	27,458	PARCEL COUNT	23	0	23
LOCAL	4,994,376,165	169,134,670	5,163,510,835	LOCAL			0
UTILITY	1,547,341		1,547,341	UTILITY	739,355,478		739,355,478
TOTAL	4,995,923,506	169,134,670	5,165,058,176	TOTAL	739,355,478		739,355,478
PLUS HOX	25,295,114	82,243	25,377,357	PLUS HOX			0
TOTAL	5,021,218,620	169,216,913	5,190,435,533	TOTAL	739,355,478		739,355,478
TAX CODE: 10076 Railroad Unitary Debt Service				TAX CODE: 10080 Plumas District Hospital Bond 2008			
VALUE BASE: 7 Net of All				VALUE BASE: 7 Net of All			
TYPE: OPERATING				TYPE: OPERATING			
	<u>SECURED</u>	<u>UNSECURED</u>	<u>TOTAL</u>		<u>SECURED</u>	<u>UNSECURED</u>	<u>TOTAL</u>
PARCEL COUNT	3	0	3	PARCEL COUNT	4,695	936	5,631
LOCAL			0	LOCAL	865,531,506	55,059,632	920,591,138
UTILITY	76,998,664		76,998,664	UTILITY	846,472		846,472
TOTAL	76,998,664		76,998,664	TOTAL	866,377,978	55,059,632	921,437,610
PLUS HOX			0	PLUS HOX	8,911,913	68,951	8,980,864
TOTAL	76,998,664		76,998,664	TOTAL	875,289,891	55,128,583	930,418,474
TAX CODE: 10090 Seneca Healthcare Bond B 2022				TAX CODE: 20001 COUNTY			
VALUE BASE: 7 Net of All				VALUE BASE: 7 Net of All			
TYPE: OPERATING				TYPE: SPECIAL			
	<u>SECURED</u>	<u>UNSECURED</u>	<u>TOTAL</u>		<u>SECURED</u>	<u>UNSECURED</u>	<u>TOTAL</u>
PARCEL COUNT	7,400	1,211	8,611	PARCEL COUNT	25,610	3,038	28,648
LOCAL	2,191,029,130	69,633,473	2,260,662,603	LOCAL	5,130,956,507	170,683,997	5,301,640,504
UTILITY	168,904		168,904	UTILITY	2,061,854		2,061,854
TOTAL	2,191,198,034	69,633,473	2,260,831,507	TOTAL	5,133,018,361	170,683,997	5,303,702,358
PLUS HOX	5,472,600		5,472,600	PLUS HOX	26,044,114	82,243	26,126,357
TOTAL	2,196,670,634	69,633,473	2,266,304,107	TOTAL	5,159,062,475	170,766,240	5,329,828,715

mnieman

TAX RATE AND BONDS RESOLUTION

AUD70-2300-100
wAudCertValByTBase
2.6.001

County of Plumas
AUDITOR CERTIFIED VALUES BY TAX BASE
Model Num: Final, Tax Year: 2024
AIRCRAFT VALUES EXCLUDED

03/2024
2:29:49 PM
Page 2 of 6

TAX CODE: 20090 AMERICAN VALLEY CSD VALUE BASE: 7 Net of All TYPE: SPECIAL				TAX CODE: 20100 BECKWOURTH CSA VALUE BASE: 7 Net of All TYPE: SPECIAL			
	<u>SECURED</u>	<u>UNSECURED</u>	<u>TOTAL</u>		<u>SECURED</u>	<u>UNSECURED</u>	<u>TOTAL</u>
PARCEL COUNT	2,064	466	2,530	PARCEL COUNT	105	5	110
LOCAL	455,788,866	26,760,241	482,549,107	LOCAL	13,655,324	113,520	13,768,844
UTILITY	22,200		22,200	UTILITY			0
TOTAL	455,811,066	26,760,241	482,571,307	TOTAL	13,655,324	113,520	13,768,844
PLUS HOX	5,117,913	26,951	5,144,864	PLUS HOX	168,000		168,000
TOTAL	460,928,979	26,787,192	487,716,171	TOTAL	13,823,324	113,520	13,936,844

TAX CODE: 20115 BECKWOURTH PEAK FIRE PROTECTIC VALUE BASE: 7 Net of All TYPE: SPECIAL				TAX CODE: 20120 CENTRAL PLUMAS REC & PARK VALUE BASE: 7 Net of All TYPE: SPECIAL			
	<u>SECURED</u>	<u>UNSECURED</u>	<u>TOTAL</u>		<u>SECURED</u>	<u>UNSECURED</u>	<u>TOTAL</u>
PARCEL COUNT	4,732	197	4,929	PARCEL COUNT	3,831	642	4,473
LOCAL	625,255,012	12,234,539	637,489,551	LOCAL	764,122,081	29,066,609	793,188,690
UTILITY	517,411		517,411	UTILITY	514,837		514,837
TOTAL	625,772,423	12,234,539	638,006,962	TOTAL	764,636,918	29,066,609	793,703,527
PLUS HOX	4,071,268		4,071,268	PLUS HOX	8,246,913	61,951	8,308,864
TOTAL	629,843,691	12,234,539	642,078,230	TOTAL	772,883,831	29,128,560	802,012,391

TAX CODE: 20130 CHESTER CEMETERY VALUE BASE: 7 Net of All TYPE: SPECIAL				TAX CODE: 20140 CHESTER FIRE VALUE BASE: 7 Net of All TYPE: SPECIAL			
	<u>SECURED</u>	<u>UNSECURED</u>	<u>TOTAL</u>		<u>SECURED</u>	<u>UNSECURED</u>	<u>TOTAL</u>
PARCEL COUNT	7,400	1,211	8,611	PARCEL COUNT	1,425	173	1,598
LOCAL	2,191,029,130	69,633,473	2,260,662,603	LOCAL	296,452,665	25,539,532	321,992,197
UTILITY	168,904		168,904	UTILITY			0
TOTAL	2,191,198,034	69,633,473	2,260,831,507	TOTAL	296,452,665	25,539,532	321,992,197
PLUS HOX	5,472,600		5,472,600	PLUS HOX	2,672,600		2,672,600
TOTAL	2,196,670,634	69,633,473	2,266,304,107	TOTAL	299,125,265	25,539,532	324,664,797

TAX CODE: 20150 CHESTER PUD VALUE BASE: 7 Net of All TYPE: SPECIAL				TAX CODE: 20160 CHESTER PUD ZONE A VALUE BASE: 7 Net of All TYPE: SPECIAL			
	<u>SECURED</u>	<u>UNSECURED</u>	<u>TOTAL</u>		<u>SECURED</u>	<u>UNSECURED</u>	<u>TOTAL</u>
PARCEL COUNT	1,425	173	1,598	PARCEL COUNT	1,222	145	1,367
LOCAL	296,452,665	25,539,532	321,992,197	LOCAL	221,157,948	16,039,216	237,197,164
UTILITY			0	UTILITY			0
TOTAL	296,452,665	25,539,532	321,992,197	TOTAL	221,157,948	16,039,216	237,197,164
PLUS HOX	2,672,600		2,672,600	PLUS HOX	2,217,600		2,217,600
TOTAL	299,125,265	25,539,532	324,664,797	TOTAL	223,375,548	16,039,216	239,414,764

TAX CODE: 20170 CLIO PUD VALUE BASE: 7 Net of All TYPE: SPECIAL				TAX CODE: 20180 CRESCENT MILLS FIRE VALUE BASE: 7 Net of All TYPE: SPECIAL			
	<u>SECURED</u>	<u>UNSECURED</u>	<u>TOTAL</u>		<u>SECURED</u>	<u>UNSECURED</u>	<u>TOTAL</u>
PARCEL COUNT	93	3	96	PARCEL COUNT	442	27	469
LOCAL	16,928,075	69,641	16,997,716	LOCAL	42,647,676	6,600,425	49,248,101
UTILITY			0	UTILITY			0
TOTAL	16,928,075	69,641	16,997,716	TOTAL	42,647,676	6,600,425	49,248,101
PLUS HOX	140,000		140,000	PLUS HOX	765,911	7,000	772,911
TOTAL	17,068,075	69,641	17,137,716	TOTAL	43,414,587	6,607,425	50,022,012

TAX RATE AND BONDS RESOLUTION

AUD70-2360-100
wAudCertVarByTBase
2 6 001

County of Plumas
AUDITOR CERTIFIED VALUES BY TAX BASE
Model Num: Final Tax Year: 2024
AIRCRAFT VALUES EXCLUDED

9/3/2024
2:29:49PM
Page 3 of 6

TAX CODE: 20190 CRESCENT MILLS LIGHTING				TAX CODE: 20200 CROMBERG CEMETERY			
VALUE BASE: 7 Net of All				VALUE BASE: 7 Net of All			
TYPE: SPECIAL				TYPE: SPECIAL			
	<u>SECURED</u>	<u>UNSECURED</u>	<u>TOTAL</u>		<u>SECURED</u>	<u>UNSECURED</u>	<u>TOTAL</u>
PARCEL COUNT	119	5	124	PARCEL COUNT	328	37	365
LOCAL	7,466,136	20,031	7,486,167	LOCAL	54,859,331	2,215,562	57,074,893
UTILITY			0	UTILITY			0
TOTAL	7,466,136	20,031	7,486,167	TOTAL	54,859,331	2,215,562	57,074,893
PLUS HOX	196,000		196,000	PLUS HOX	497,000		497,000
TOTAL	7,662,136	20,031	7,682,167	TOTAL	55,356,331	2,215,562	57,571,893

TAX CODE: 20210 CSA #11 (AMBULANCE)				TAX CODE: 20230 EASTERN PLUMAS HEALTHCARE			
VALUE BASE: 7 Net of All				VALUE BASE: 7 Net of All			
TYPE: SPECIAL				TYPE: SPECIAL			
	<u>SECURED</u>	<u>UNSECURED</u>	<u>TOTAL</u>		<u>SECURED</u>	<u>UNSECURED</u>	<u>TOTAL</u>
PARCEL COUNT	4,695	936	5,631	PARCEL COUNT	9,787	480	10,267
LOCAL	865,531,506	55,059,632	920,591,138	LOCAL	1,717,347,980	31,211,110	1,748,559,090
UTILITY	846,472		846,472	UTILITY	961,236		961,236
TOTAL	866,377,978	55,059,632	921,437,610	TOTAL	1,718,309,216	31,211,110	1,749,520,326
PLUS HOX	8,911,913	68,951	8,980,864	PLUS HOX	8,922,163		8,922,163
TOTAL	875,289,891	55,128,583	930,418,474	TOTAL	1,727,231,379	31,211,110	1,758,442,489

TAX CODE: 20240 EASTERN PLUMAS RURAL FIRE				TAX CODE: 20250 FLOOD CONTROL COUNTY			
VALUE BASE: 7 Net of All				VALUE BASE: 7 Net of All			
TYPE: SPECIAL				TYPE: SPECIAL			
	<u>SECURED</u>	<u>UNSECURED</u>	<u>TOTAL</u>		<u>SECURED</u>	<u>UNSECURED</u>	<u>TOTAL</u>
PARCEL COUNT	1,403	71	1,474	PARCEL COUNT	25,515	3,034	28,549
LOCAL	183,768,068	5,704,834	189,472,902	LOCAL	5,109,203,272	170,330,902	5,279,534,174
UTILITY	259,669		259,669	UTILITY	1,984,938		1,984,938
TOTAL	184,027,737	5,704,834	189,732,571	TOTAL	5,111,188,210	170,330,902	5,281,519,112
PLUS HOX	1,700,895		1,700,895	PLUS HOX	25,960,114	82,243	26,042,357
TOTAL	185,728,632	5,704,834	191,433,466	TOTAL	5,137,148,324	170,413,145	5,307,561,469

TAX CODE: 20260 GRAEAGLE CSD				TAX CODE: 20270 GRAEAGLE FIRE			
VALUE BASE: 7 Net of All				VALUE BASE: 7 Net of All			
TYPE: SPECIAL				TYPE: SPECIAL			
	<u>SECURED</u>	<u>UNSECURED</u>	<u>TOTAL</u>		<u>SECURED</u>	<u>UNSECURED</u>	<u>TOTAL</u>
PARCEL COUNT	1,256	52	1,308	PARCEL COUNT	1,758	69	1,827
LOCAL	290,063,623	5,966,712	296,030,335	LOCAL	534,970,896	6,299,191	541,270,087
UTILITY			0	UTILITY			0
TOTAL	290,063,623	5,966,712	296,030,335	TOTAL	534,970,896	6,299,191	541,270,087
PLUS HOX	1,260,000		1,260,000	PLUS HOX	1,820,000		1,820,000
TOTAL	291,323,623	5,966,712	297,290,335	TOTAL	536,790,896	6,299,191	543,090,087

TAX CODE: 20280 GREENHORN CREEK CSD				TAX CODE: 20290 GREENVILLE CEMETERY			
VALUE BASE: 7 Net of All				VALUE BASE: 7 Net of All			
TYPE: SPECIAL				TYPE: SPECIAL			
	<u>SECURED</u>	<u>UNSECURED</u>	<u>TOTAL</u>		<u>SECURED</u>	<u>UNSECURED</u>	<u>TOTAL</u>
PARCEL COUNT	387	9	396	PARCEL COUNT	1,261	64	1,325
LOCAL	29,044,120	93,960	29,138,080	LOCAL	98,978,687	3,044,548	102,023,235
UTILITY			0	UTILITY	48,352		48,352
TOTAL	29,044,120	93,960	29,138,080	TOTAL	99,027,039	3,044,548	102,071,587
PLUS HOX	378,000		378,000	PLUS HOX	1,140,362	6,292	1,146,654
TOTAL	29,422,120	93,960	29,516,080	TOTAL	100,167,401	3,050,840	103,218,241

mfernari

TAX RATE AND BONDS RESOLUTION

AUD70-2350-100
wAudCertValByTBase
2 6 001

County of Plumas
AUDITOR CERTIFIED VALUES BY TAX BASE
Model Num: Final, Tax Year: 2024
AIRCRAFT VALUES EXCLUDED

1/25/24
2024-2025
Page 4 of 5

TAX CODE:	20300	GRIZZLY LAKE CSD		
VALUE BASE:	7	Net of All		
TYPE:	SPECIAL			
	<u>SECURED</u>	<u>UNSECURED</u>	<u>TOTAL</u>	
PARCEL COUNT	565	30	595	
LOCAL	59,334,597	2,925,639	62,260,236	
UTILITY			0	
TOTAL	59,334,597	2,925,639	62,260,236	
PLUS HOX	587,895		587,895	
TOTAL	59,922,492	2,925,639	62,848,131	

TAX CODE:	20310	HAMILTON BRANCH FIRE		
VALUE BASE:	7	Net of All		
TYPE:	SPECIAL			
	<u>SECURED</u>	<u>UNSECURED</u>	<u>TOTAL</u>	
PARCEL COUNT	967	140	1,107	
LOCAL	313,916,095	3,836,251	317,752,346	
UTILITY			0	
TOTAL	313,916,095	3,836,251	317,752,346	
PLUS HOX	1,043,000		1,043,000	
TOTAL	314,959,095	3,836,251	318,795,346	

TAX CODE:	20320	INDIAN VALLEY CSD		
VALUE BASE:	7	Net of All		
TYPE:	SPECIAL			
	<u>SECURED</u>	<u>UNSECURED</u>	<u>TOTAL</u>	
PARCEL COUNT	1,810	84	1,894	
LOCAL	185,837,408	10,238,194	196,075,602	
UTILITY	48,352		48,352	
TOTAL	185,885,760	10,238,194	196,123,954	
PLUS HOX	2,467,273	13,292	2,480,565	
TOTAL	188,353,033	10,251,486	198,604,519	

TAX CODE:	20340	JOHNSVILLE PUD		
VALUE BASE:	7	Net of All		
TYPE:	SPECIAL			
	<u>SECURED</u>	<u>UNSECURED</u>	<u>TOTAL</u>	
PARCEL COUNT	80	1	81	
LOCAL	12,044,477	45,639	12,090,116	
UTILITY			0	
TOTAL	12,044,477	45,639	12,090,116	
PLUS HOX	28,000		28,000	
TOTAL	12,072,477	45,639	12,118,116	

TAX CODE:	20350	LAPORTE FIRE		
VALUE BASE:	7	Net of All		
TYPE:	SPECIAL			
	<u>SECURED</u>	<u>UNSECURED</u>	<u>TOTAL</u>	
PARCEL COUNT	312	9	321	
LOCAL	33,864,534	55,128	33,919,662	
UTILITY			0	
TOTAL	33,864,534	55,128	33,919,662	
PLUS HOX	21,000		21,000	
TOTAL	33,885,534	55,128	33,940,662	

TAX CODE:	20360	MEADOW VALLEY CEMETERY		
VALUE BASE:	7	Net of All		
TYPE:	SPECIAL			
	<u>SECURED</u>	<u>UNSECURED</u>	<u>TOTAL</u>	
PARCEL COUNT	853	296	1,149	
LOCAL	93,806,700	25,086,515	118,893,215	
UTILITY			0	
TOTAL	93,806,700	25,086,515	118,893,215	
PLUS HOX	833,000		833,000	
TOTAL	94,639,700	25,086,515	119,726,215	

TAX CODE:	20370	MEADOW VALLEY FIRE		
VALUE BASE:	7	Net of All		
TYPE:	SPECIAL			
	<u>SECURED</u>	<u>UNSECURED</u>	<u>TOTAL</u>	
PARCEL COUNT	359	34	393	
LOCAL	57,294,006	343,532	57,637,538	
UTILITY			0	
TOTAL	57,294,006	343,532	57,637,538	
PLUS HOX	784,000		784,000	
TOTAL	58,078,006	343,532	58,421,538	

TAX CODE:	20380	MOHAWK VALLEY CEMETERY		
VALUE BASE:	7	Net of All		
TYPE:	SPECIAL			
	<u>SECURED</u>	<u>UNSECURED</u>	<u>TOTAL</u>	
PARCEL COUNT	3,446	153	3,599	
LOCAL	898,477,717	10,334,927	908,812,644	
UTILITY	172,424		172,424	
TOTAL	898,650,141	10,334,927	908,985,068	
PLUS HOX	3,143,000		3,143,000	
TOTAL	901,793,141	10,334,927	912,128,068	

TAX CODE:	20390	PENINSULA FIRE		
VALUE BASE:	7	Net of All		
TYPE:	SPECIAL			
	<u>SECURED</u>	<u>UNSECURED</u>	<u>TOTAL</u>	
PARCEL COUNT	3,440	536	3,976	
LOCAL	1,136,700,063	19,628,484	1,156,328,547	
UTILITY			0	
TOTAL	1,136,700,063	19,628,484	1,156,328,547	
PLUS HOX	1,246,000		1,246,000	
TOTAL	1,137,946,063	19,628,484	1,157,574,547	

TAX CODE:	20400	PLUMAS EUREKA CSD		
VALUE BASE:	7	Net of All		
TYPE:	SPECIAL			
	<u>SECURED</u>	<u>UNSECURED</u>	<u>TOTAL</u>	
PARCEL COUNT	653	15	668	
LOCAL	178,719,814	1,077,605	179,797,419	
UTILITY			0	
TOTAL	178,719,814	1,077,605	179,797,419	
PLUS HOX	574,000		574,000	
TOTAL	179,293,814	1,077,605	180,371,419	

mnieman

TAX RATE AND BONDS RESOLUTION

AUDITOR: 2369.105
wAudCertValByTaxBase
2/5/2024

County of Plumas
AUDITOR CERTIFIED VALUES BY TAX BASE
Model Num: Final, Tax Year: 2024
AIRCRAFT VALUES EXCLUDED

9/22/2024
7:29:48PM
Page 5 of 6

TAX CODE: 20410 PLUMAS DISTRICT HOSPITAL				TAX CODE: 20420 PORTOLA CEMETERY			
VALUE BASE: 7 Net of All				VALUE BASE: 7 Net of All			
TYPE: SPECIAL				TYPE: SPECIAL			
	<u>SECURED</u>	<u>UNSECURED</u>	<u>TOTAL</u>		<u>SECURED</u>	<u>UNSECURED</u>	<u>TOTAL</u>
PARCEL COUNT	7,343	1,191	8,534	PARCEL COUNT	5,141	266	5,407
LOCAL	1,120,200,283	68,168,791	1,188,369,074	LOCAL	690,534,186	17,963,379	708,497,565
UTILITY	909,722		909,722	UTILITY	761,406		761,406
TOTAL	1,121,110,005	68,168,791	1,189,278,796	TOTAL	691,295,592	17,963,379	709,258,971
PLUS HOX	11,600,351	82,243	11,682,594	PLUS HOX	5,464,163		5,464,163
TOTAL	1,132,710,356	68,251,034	1,200,961,390	TOTAL	696,759,755	17,963,379	714,723,134

TAX CODE: 20430 PORTOLA, CITY OF				TAX CODE: 20440 PRATTVILLE-ALMANOR FIRE			
VALUE BASE: 7 Net of All				VALUE BASE: 7 Net of All			
TYPE: SPECIAL				TYPE: SPECIAL			
	<u>SECURED</u>	<u>UNSECURED</u>	<u>TOTAL</u>		<u>SECURED</u>	<u>UNSECURED</u>	<u>TOTAL</u>
PARCEL COUNT	1,603	93	1,696	PARCEL COUNT	201	88	289
LOCAL	179,187,549	3,270,222	182,457,771	LOCAL	28,390,351	8,699,752	37,090,103
UTILITY			0	UTILITY	154,021		154,021
TOTAL	179,187,549	3,270,222	182,457,771	TOTAL	28,544,372	8,699,752	37,244,124
PLUS HOX	2,244,268		2,244,268	PLUS HOX	49,000		49,000
TOTAL	181,431,817	3,270,222	184,702,039	TOTAL	28,593,372	8,699,752	37,293,124

TAX CODE: 20450 QUINCY LAPORTE CEMETERY				TAX CODE: 20470 QUINCY FIRE			
VALUE BASE: 7 Net of All				VALUE BASE: 7 Net of All			
TYPE: SPECIAL				TYPE: SPECIAL			
	<u>SECURED</u>	<u>UNSECURED</u>	<u>TOTAL</u>		<u>SECURED</u>	<u>UNSECURED</u>	<u>TOTAL</u>
PARCEL COUNT	4,266	703	4,969	PARCEL COUNT	2,680	515	3,195
LOCAL	800,806,676	30,145,853	830,952,529	LOCAL	631,454,734	27,551,134	659,005,868
UTILITY	520,455		520,455	UTILITY	189,062		189,062
TOTAL	801,327,131	30,145,853	831,472,984	TOTAL	631,643,796	27,551,134	659,194,930
PLUS HOX	7,574,913	61,951	7,636,864	PLUS HOX	6,818,913	40,951	6,859,864
TOTAL	808,902,044	30,207,804	839,109,848	TOTAL	638,462,709	27,592,085	666,054,794

TAX CODE: 20480 QUINCY LIGHTING				TAX CODE: 20490 SENECA HEALTHCARE			
VALUE BASE: 7 Net of All				VALUE BASE: 7 Net of All			
TYPE: SPECIAL				TYPE: SPECIAL			
	<u>SECURED</u>	<u>UNSECURED</u>	<u>TOTAL</u>		<u>SECURED</u>	<u>UNSECURED</u>	<u>TOTAL</u>
PARCEL COUNT	2,351	531	2,882	PARCEL COUNT	7,400	1,211	8,611
LOCAL	486,087,172	27,693,729	513,780,901	LOCAL	2,191,029,130	69,633,473	2,260,662,603
UTILITY	347,975		347,975	UTILITY	168,904		168,904
TOTAL	486,435,147	27,693,729	514,128,876	TOTAL	2,191,198,034	69,633,473	2,260,831,507
PLUS HOX	5,278,913	47,951	5,326,864	PLUS HOX	5,472,600		5,472,600
TOTAL	491,714,060	27,741,680	519,455,740	TOTAL	2,196,670,634	69,633,473	2,266,304,107

TAX CODE: 20510 TAYLORSVILLE CEMETERY				TAX CODE: 20520 WEST ALMANOR CSD			
VALUE BASE: 7 Net of All				VALUE BASE: 7 Net of All			
TYPE: SPECIAL				TYPE: SPECIAL			
	<u>SECURED</u>	<u>UNSECURED</u>	<u>TOTAL</u>		<u>SECURED</u>	<u>UNSECURED</u>	<u>TOTAL</u>
PARCEL COUNT	709	80	789	PARCEL COUNT	701	128	829
LOCAL	106,195,703	1,916,543	108,112,246	LOCAL	380,937,807	3,093,099	384,030,906
UTILITY	4,176		4,176	UTILITY			0
TOTAL	106,199,879	1,916,543	108,116,422	TOTAL	380,937,807	3,093,099	384,030,906
PLUS HOX	861,000		861,000	PLUS HOX	455,000		455,000
TOTAL	107,060,879	1,916,543	108,977,422	TOTAL	381,392,807	3,093,099	384,485,906

mheeman

TAX RATE AND BONDS RESOLUTION

AUD/FO 2360-100
wAddCertValByTBase
2/6/2024

County of Plumas
AUDITOR CERTIFIED VALUES BY TAX BASE
Model Num: Final, Tax Year: 2024
AIRCRAFT VALUES EXCLUDED

9/8/2024
2:23:43 PM
Page 6 of 6

TAX CODE: 30010 PLUMAS COUNTY OFFICE OF EDUCAT				TAX CODE: 30020 FEATHER RIVER COLLEGE			
VALUE BASE: 7 Net of All				VALUE BASE: 7 Net of All			
TYPE: SPECIAL				TYPE: SPECIAL			
	<u>SECURED</u>	<u>UNSECURED</u>	<u>TOTAL</u>		<u>SECURED</u>	<u>UNSECURED</u>	<u>TOTAL</u>
PARCEL COUNT	24,483	2,975	27,458	PARCEL COUNT	24,483	2,975	27,458
LOCAL	4,994,376,165	169,134,670	5,163,510,835	LOCAL	4,994,376,165	169,134,670	5,163,510,835
UTILITY	1,547,341		1,547,341	UTILITY	1,547,341		1,547,341
TOTAL	4,995,923,506	169,134,670	5,165,058,176	TOTAL	4,995,923,506	169,134,670	5,165,058,176
PLUS HOX	25,295,114	82,243	25,377,357	PLUS HOX	25,295,114	82,243	25,377,357
TOTAL	5,021,218,620	169,216,913	5,190,435,533	TOTAL	5,021,218,620	169,216,913	5,190,435,533

TAX CODE: 30030 PLUMAS UNIFIED SCHOOL DISTRICT				TAX CODE: 30040 SIERRA PLUMAS JOINT UNIFIED SCHC			
VALUE BASE: 7 Net of All				VALUE BASE: 7 Net of All			
TYPE: SPECIAL				TYPE: SPECIAL			
	<u>SECURED</u>	<u>UNSECURED</u>	<u>TOTAL</u>		<u>SECURED</u>	<u>UNSECURED</u>	<u>TOTAL</u>
PARCEL COUNT	24,483	2,975	27,458	PARCEL COUNT	1,127	63	1,190
LOCAL	4,994,376,165	169,134,670	5,163,510,835	LOCAL	136,580,342	1,549,327	138,129,669
UTILITY	1,547,341		1,547,341	UTILITY	514,513		514,513
TOTAL	4,995,923,506	169,134,670	5,165,058,176	TOTAL	137,094,855	1,549,327	138,644,182
PLUS HOX	25,295,114	82,243	25,377,357	PLUS HOX	749,000		749,000
TOTAL	5,021,218,620	169,216,913	5,190,435,533	TOTAL	137,843,855	1,549,327	139,393,182

TAX CODE: 30050 ERAF			
VALUE BASE: 7 Net of All			
TYPE: SPECIAL			
	<u>SECURED</u>	<u>UNSECURED</u>	<u>TOTAL</u>
PARCEL COUNT	25,610	3,038	28,648
LOCAL	5,130,956,507	170,683,997	5,301,640,504
UTILITY	2,061,854		2,061,854
TOTAL	5,133,018,361	170,683,997	5,303,702,358
PLUS HOX	26,044,114	82,243	26,126,357
TOTAL	5,159,062,475	170,766,240	5,329,828,715

mnieman

TAX RATE AND BONDS RESOLUTION

PLUMAS HOSPITAL DISTRICT

RESOLUTION No. 2024 - 3

RESOLUTION OF THE BOARD OF DIRECTORS OF THE PLUMAS HOSPITAL DISTRICT GENERAL OBLIGATION BONDS SERIES C PROPERTY TAX RATE 2024-2025

NOW, THEREFORE BE IT RESOLVED that the President and Secretary of the Board of the Plumas Hospital District Board of Directors are hereby authorized and empowered to take all actions necessary or appropriate:

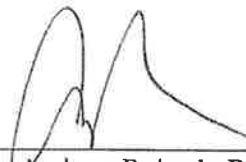
1. To authorize the Plumas County Tax Assessor's office to set the 2024-2025 Property Tax Rate for the Plumas District Hospital General Obligation Bond Series C at 0.0003282

PASSED AND ADOPTED this 12th day of September, 2024 by the following vote:

AYES: Director Wickman
Director Ryback
Director Flanigan
Director Blesse
Director McNett

NAYES: None

ABSENT: None



Andrew Ryback, Board President
Plumas Hospital District

ATTEST:



Sam Blesse, Board Secretary
Plumas Hospital District

TAX RATE AND BONDS RESOLUTION

Debt Service - Plumas Hospital District

	2024/25 bond debt service	2024-25		
1	Total Debt (Feb 2025 & Aug 2025)	344,590.08	4.00	0.0%
	Reserve Fund	250,000.00		
2	Total left in fund after Aug 2024 pymt	(312,546.82)	(160,669.88)	226.2%
3	Unitary Portion	0.00		
4	Unsecured Portion	(17,530.07)		
5	Total Debt for Secured Portion	264,513.19		
6	Total Unsecured Value	56,267,895.00	4,606,371.00	11.3%
7	Minus 13% delq rate	(7,314,826.35)		
8	Unsec rate (prior yr sec rate)	0.0003581		
9	Unsecured's portion	17,530.07		
10	Total Secured/utility Value	866,377,978.00	106,527,800.00	15.9%
11	Plus HOE/HOX	8,911,913.00		
12	Minus 8% delq rate	(69,310,238.24)		
13	Total Value to collect on	805,979,652.76	97,827,061.00	15.6%
14	Secured Debt Svc	264,513.19	(57,218.60)	
15	Secured Bond Rate	0.0003282	(0.0001261)	

\$32.82 per \$100k

RESOLUTION NO. 449

A RESOLUTION OF THE BOARD OF DIRECTORS OF THE SENECA HEALTHCARE DISTRICT REQUESTING THE SETTING OF 2024-25 PROPERTY TAX RATES FOR GENERAL OBLIGATION NOTES

WHEREAS, a duly called municipal election was held in the Seneca Healthcare District (the “District”) on November 8, 2022, and thereafter canvassed pursuant to law; and

WHEREAS, at such election there was submitted to and approved by the requisite two-thirds (2/3) vote of the qualified electors of the District a question as to the issuance and sale of general obligation bonds of the District for the purpose of raising money for the acquisition, construction, installation and equipping of a new hospital and skilled nursing facility and improvements to facilities of the District, in the maximum aggregate principal amount of \$42,000,000 payable from the levy of an unlimited *ad valorem* tax against all taxable property in the District; and

WHEREAS, the District is proceeding with the issuance of its General Obligation Notes, Election of 2022, Series 2024 (the “GO Notes”); and

WHEREAS, the District now desires to request that the Plumas County Tax Assessor’s office set the 2024-25 property tax rates for the GO Notes.

NOW, THEREFORE, BE IT RESOLVED by the Board of Directors of the Seneca Healthcare District, Plumas County, California as follows:

SECTION 1. *Authorization.* The President of the District’s Board of Directors, the Chief Executive Officer and Chief Financial Officer of the District (the “Authorized Officers”) are each hereby authorized and directed to authorize the Plumas County Tax Assessor’s office to set the 2024-25 property tax rate for the GO Notes at 0.0008000.

SECTION 2. *Further Action.* The Authorized Officers are authorized to take any and all actions which are necessary in order for the authorizations and direction provided in this resolution to be carried out.

SECTION 3. *Effective Date.* This Resolution shall be effective immediately as of the date of its adoption.

TAX RATE AND BONDS RESOLUTION


PASSED AND ADOPTED by the Board of Directors of the Seneca Healthcare District
this 12th day of August, 2024, by the following vote:

AYES: 5

NAYS: 0

ABSENT: 0

ABSTAIN: 0


Jerri Nielsen, President of the Board

ATTEST:

I, Kenneth Crandall, Secretary of the Board of Directors of Seneca Healthcare District,
Plumas County, California, do hereby certify that the foregoing is a full, true and
correct copy of Resolution No. 449 passed and adopted by said Board of Directors at a
meeting held on the 12th day of August, 2024.


Kenneth Crandall, Board Secretary



DEBORAH HOUSEN
BOARD CLERK

BACK UP EXHIBITS

38131 00008\42540064.1

A-1

TAX RATE AND BONDS RESOLUTION

Debt Service - Seneca Healthcare District

2024/25 Bond Debt Service	2024-25
1 Debt Payment (March 1, 2025)	296,797.59
Debt Payment (September 1, 2025)	467,850.17
Add'l levy Request for Future FY 25-26 Debt Service	852,409.58
2 Total left in fund after September 2024 Payment	-
3 Unitary Portion	-
4 Unsecured Portion	-
5 Total Debt for FY 24-25 Secured Portion	1,617,057.34
6 Total Unsecured Value	70,276,768.00
7 Minus 13% delq rate	9,135,979.84
8 Unsecured rate (prior year secured rate)	-
9 Unsecured 's portion	-
10 Total Secured/Utility Value*	2,191,198,034.00
11 Plus HOE/HOX	5,472,600.00
12 Minus 8% delq rate	(175,295,842.72)
13 Total Value to collect on	2,021,374,791.28
14 Secured Debt Service	1,617,057.34
15 Secured Bond Rate	0.0008000

Tax Rate

\$80.00 per \$100k

GLOSSARY OF BUDGET TERMS

Adopted Budget	The spending plan approved by resolution of the Board of Supervisors after the required public hearing and deliberations on the Recommended Budget. The Adopted Budget must be balanced with Total Financing Sources equal to Total Financing Uses.
Account	A line item classification of expenditure or revenue. Example: "Office Expense" is an account in the category of "Services & Supplies."
Appropriation	Authorization granted by the Board of Supervisors to make expenditures and to incur obligations for specific purposes. An appropriation is usually time limited and must be expended or obligated before June 30 th , the end of the fiscal year.
Assessed Valuation	A value set upon real estate or other property by a government as a basis for levying taxes.
Allocated Positions	Staff (or Employee) Positions approved by Board of Supervisors and provided for in the County Salary Ordinance. Represents the maximum number of permanent positions that may be filled at any time.
Available Fund Balance	The amount of Fund Balance available for financing expenditures and other funding requirements in the current period after deducting obligated Fund Balance.
Budget	The planning and controlling document for financial operation with appropriations and revenues for a given period of time, usually one year.
Budget Unit	The midlevel classification of appropriations that includes one or more objects of expenditure to fund a department, division or set of goal-related functions. A department or agency may have one or more budget units assigned to it.
Budgeted Positions	The number of full-time equivalent positions to be funded in the Budget (12 months, 260 days and 2080 hours all equal 1.00 budgeted position).
Capital Assets	A tangible or intangible asset of significant value acquired for use in operations that will benefit more than a single fiscal period. Capital Assets must both have a long-term character such as land, buildings, equipment and vehicles and exceed the minimum capitalization threshold as established by County policy.
Capital Projects	A project that will acquire, construct, or improve infrastructure or a Facility. Project costs can include the cost of land, infrastructure, rights of way, development rights, engineering, architectural planning, and contract services necessary to complete the project.
Contingency	An amount appropriated for unforeseen expenditure requirements. Transfers from this budget unit to any other budget unit for specific use require a four-fifths vote of the Board of Supervisors.

GLOSSARY OF BUDGET TERMS

County Service Area (CSA)	A special district created to provide financing for the provision of a specific service or service (such as street lighting and drainage) in a defined area.
Department	An organizational unit of County government used to group programs of a like nature under the direction of an elected or appointed county official.
Discretionary Program or Service	A program or service where the Board of Supervisors may exercise its freedom of choice with respect to the level of funding or the type of service or program provided.
Encumbrance	Encumbrances are not yet instituted in Plumas County but are Funds obligated but not yet spent for a specific purpose, usually backed by a purchase order, contract, or other commitment, which are chargeable to an appropriation. Encumbrances are used as a management tool to ensure that expenditures do not exceed the amount appropriated and expire at year-end.
Enterprise Fund	A fund type used to account for the expenditures and means of financing of an activity, which is predominantly self-supported by user charges.
Expenditure	The use of funds for a specific purpose.
Fiscal Year	Twelve-month period for which a budget is prepared. Plumas County's fiscal year is July 1 through June 30 of each year.
Fixed Asset	See Capital Assets.
Full-time Equivalent (FTE)	One full-time equivalent (FTE) is equal to a full time position (12 months, 260 days and 2080 hours all equal 1.00 FTE). Two half-time positions (each 20 hours per week) is equivalent to 1.0 FTE.
Function	A group of related budget units and programs aimed at accomplishing a major service for which County government is responsible. These designations are made by the State Controller. Example: "Public Protection" is a function.
Fund	A separate fiscal and accounting entity within the County, and the highest level classification of appropriations. Each fund is a separate unit for accounting and budgeting purposes. The fund accounting process allows the County to budget and account for revenues that are restricted by law or policy to a specific use or purpose in accordance with nationally recognized rules of governmental accounting and budgeting. Funds may contain one or more budget units.
Fund Balance	The difference between assets and liabilities reported in a governmental fund.

GLOSSARY OF BUDGET TERMS

Fund Type	Categories into which all funds used in a governmental accounting are classified. Fund types are: Governmental Fund types consisting of a General Fund, Special Revenue Funds, Capital Project Funds and Debt Service Funds; Proprietary Fund types consisting of Enterprise Funds and Internal Services Funds; Fiduciary Funds consisting of Trust and Agency Funds.
General Fund	The main operating fund providing general County services.
General Purpose Revenue	Revenue received by the County that does not have a restriction as to what programs and services it must be used for. The Board of Supervisors may use General Purpose Revenue for any governmental purpose that it chooses once state-mandated County match requirements are met. The largest source of General Purpose Revenue is property tax.
General Reserve	The portion of the General Fund's net assets not available for appropriation during the fiscal year, as the funds are held for future years in anticipation of limited-duration budget shortfalls, emergencies, and to ensure sufficient working capital for cash flow.
Grant	A contribution from one governmental unit to another usually made for a specific purpose and time period.
Internal Service Fund (ISF)	A fund used to account for specified services provided to County departments on a cost-reimbursement basis. The services performed are charged to the using department. Example: Workers' Compensation.
Interfund Transfer	A transfer made between budget units in different funds for services rendered and received. The service rendering budget unit shows these transfers as revenue, as opposed to expenditure reduction.
Intrafund Transfer	A transfer made between budget units within the same fund for services rendered and received. The service rendering budget unit shows these transfers as an expenditure reduction and not as a revenue.
Imprest Cash	A sum of money set aside for making change or paying small obligations for which the issuance of a voucher or warrant would be too expensive and time-consuming.
Maintenance of Effort	Federal or state statutory or regulatory program requirements that the County must maintain to participate in a program and/or to receive funding for a program. Typically, a Maintenance of Effort requirement means that the County must commit a certain amount of its own discretionary funds toward a certain program or purpose in order to continue receiving State or federal funds for that same purpose.
Mandated Program or Service	A program or service required by federal or state government that the County is legally obligated to carry out.
Object of Expenditure	Unique identification number and title for an expenditure category or means of financing. Example: Salaries & Employee Benefits.

GLOSSARY OF BUDGET TERMS

Obligated Fund Balance	All amounts that are unavailable for financing budgetary requirements in the budget year. This includes nonspendable, restricted, committed, and assigned fund balances.
Other Wages	Temporary employees of the County who are not included in the salary ordinance and typically do not receive benefits. Other Wage workers assist with seasonal, peak, or emergency workloads of limited duration. Other Wage workers can be used where no authorized position exists, but where funding exists to cover the cost.
Purchase Order	An authorization for the purchase of specific goods or services.
Realignment Revenue	Revenue collected by the state and allocated to counties for realigned programs. The 1991 realignment legislation transferred mental health, public health and social services programs from the state to county control, altered program cost-sharing ratios, and provided counties with dedicated tax revenues from the sales tax and vehicle license fee. The 2011 realignment legislation transferred criminal justice, including oversight of state prisoners, as well as additional mental health and social services program from the state to county control.
Real Property	Land and the structures affixed to it.
Recommended Budget	The budget recommended to the Board of Supervisors by the County Administrative Officer for the upcoming fiscal year. The Recommended Budget also documents budget requests made by each County department.
Restricted Cash	Funds held in reserve until the legal or contractual requirement for use of the funds has been met.
Revenue	Funds received to finance governmental services from various sources and treated as income to the County. Examples: property taxes and sales taxes.
Salaries and Employee Benefits	An object of expenditure used to account for the total cost of compensating county employees for their labor. Included in this object are regular salaries, Other Wage worker's salaries, overtime, and standby pay, and the county's share of health, dental, retirement, social security and workers' compensation costs.
Secured Taxes	Taxes levied on real property in the County, which are "secured" by property liens.
Services & Supplies	An object of expenditure, which provides for the operating expenses of County departments other than salaries and benefits, capital assets or other charges.
Special District	A unit of local government generally organized to perform a single function. Special districts are governed either by the Board of Supervisors or locally elected or appointed boards, and their operations are accounted for in separate funds.

GLOSSARY OF BUDGET TERMS

Special Revenue Fund	A fund type used to account for the expenditures and means of financing of an activity, which is restricted to a specific purpose. Example: Public Health Fund.
Strategic Reserve	Funds set aside by the Board of Supervisors comprised of committed fund balance and considered a stabilization arrangement.
Tax Levy	The amount of tax dollars billed to taxpayers based on the imposition of the tax rate on the assessed valuation of property.
Tax Rate	The rate per one hundred dollars of the assessed valuation necessary to produce the tax levy.
Transfers-Out	Non-recurring transfers of equity from one fund to another. Also called Operating Transfers.
Unincorporated Area	The areas of the County except for the City of Portola.
Unsecured Tax	A tax on properties such as office furniture, equipment, and boats that are not physically attached to real property.

PROPOSED CHANGES TO ADOPTED BUDGET SINCE SEPTEMBER 6, 2024

Proposed Changes To Final Budget Since Sept 6, 2024

Change Type	FY24-25 Final Budget Book Published 9/6/2024 Page #s:	FY24-25 Final Budget Book Adopted 10/1/24 page #s:	Issue	Requested by:	Updated Date:	Date of Notice
1 Content Change	pg. 22,23,217	pg. 22,23,217	Remove (Interim) from Environmental Services Director		9/9/2024	
2 Budget Change	pg. 321	pg. 321	70330/51080 - change \$2,520,982 to \$1,906,399 - retirement budget was recalculated		9/18/2024	
3 Budget Change	pg. 332	pg. 332	70387/51080 - change \$190,627 to \$105,103 - retirement budget was recalculated		9/18/2024	
4 Budget Change	pg. 334	pg. 334	70362/51080 - Change \$52,867 to \$57,082 - retirement budget was recalculated		9/18/2024	
5 Budget Change	pg.412,413	pg.412,413	70307/51110 - \$2,383 to \$0. 70307/525119 \$2,118 to \$0		9/18/2024	
6 Budget Change	pg.211	pg.211	70309/51110 -0 to \$2,383. 70309/525119 \$0 to \$2,118.		9/18/2024	
7 Fund Balance changes	pg. 31-43	pg. 31-43	Changes are due to changes #2,3,4,5,6 Change from "...and Non-General Fund increases amount to\$6.7 million above FY23-24..." to "...and Non-General Fund increases amount to \$10.1 million above FY23-24..."		9/19/2024	
8 CAO letter	pg. 7	pg. 7	Fund 0206/580001 - change from \$175,000 to \$174,472.		9/18/2024	
9 Budget Change	pg. 481	pg. 481	Fund 208B/58000 - change from \$165,000 to 0.		9/18/2024	
10 Budget Change	pg. 485	pg. 485	Change is due to change #9, 10		9/19/2024	
11 Fund Balance changes	pg. 475	pg. 475	Fund 208, column 4, change from 0 to \$98,147. Fund 208, column 7, change from \$2,192,269 to \$2,094,122		9/19/2024	
12 Fund Balance Changes	pg. 475	pg. 475	Remove (Acting) from Pulbic Works Director, Rob Thorman		9/19/2024	
13 Content Change	pg. 22, 23, 304	pg. 22, 23, 304	Changes are due to changes #2-6,9,10		9/19/2024	
14 CAO Letter	pg.8	pg.8	Changes are due to changes #2-6,9,10		9/19/2024	
15 Appropriations Summary	pg.26	pg.26	Changes are due to changes #2-6,9,10		9/19/2024	
16 Revenues & Expenditures Summary	pg.27-28	pg.27-28	Changes are due to changes #2-6,9,10		9/19/2024	
17 Content Change	pg. 34	pg. 34	Appropriations subject to limit changed from 0 to \$21,964,476		9/23/2024	
18 Content Change	pg. 509	pg. 509-535	Tax Rate and Bonds Resolution was added.		9/19/2024	
19 Content Change		pg. 541	Proposed changes to Adopted Budget since September 6,2024 was added		9/19/2024	
20 Content Change	pg. 2	pg. 2	Changed September 2024 to October 2024		9/19/2024	
21 Content Change	pg. 426-434	pg. 426-434	Removed FY23/24 Recommended Column. Added FY24/25 Adopted Column.		9/20/2024	
22 Content change	pg. 433	pg.433	Deputy Public Guardian/Conservator I/II was 0 for the FY24/25 Recommended but corrected to be 0.5 for the FY24/25 adopted as it was previously omitted.		9/20/2024	

SUMMARY OF CHANGES SINCE JUNE 25, 2024

Below is the summary of the changes made to the budget from the FY25 Recommended Budget approved on June 25, 2024, to the FY25 Final Budget as of 9/6/25. There were 685 changes made to the department budgets as well as updates to the opening fund balances. Most of these changes stemmed from updating payroll-related items, reduction in various professional services, state funding for jail project, reclassifying items, and transferring between funds and departments. See Schedule 9 department budgets for the full side-by-side comparison per account line item.

FY25 Opening Fund Balance Reported on Schedule 3

Fund	Sub-Fund		FY25 Final 9/6/24	FY25 Recommended 6/25/24	Changes from 6/25/24
			6/30/2024	6/30/2024	
0001	00000	GENERAL	23,641,479	20,021,276	3,620,203
0001	0001C	CAPITAL REPLACEMENT	153,579	153,992	(413)
0001	0001D	District Attorney	-	-	-
0001	0001H	HOMICIDE TRIAL COSTS	21,669	21,669	-
0001	0001I	GEN FUND DEV/IMPACT	11,040	11,070	(30)
0001	0001N	SENIOR CITIZENS NUTRITION	(557,188)	-	(557,188)
0001	0001R	SUPERVISOR COMM.SVC.FU	3,036	3,045	(9)
0001	0001S	SHERIFF	8,602	-	8,602
0001	0001T	TAYLORSVILLE SCH PRESER	5,135	5,124	11
0001	0001V	ABAND VEH ABATEMT FUND	13,645	9,344	4,301
		Total General Fund	23,300,997	20,225,520	3,075,477
0002	00000	ROAD	7,015,718	6,198,261	817,457
0003	00000	FISH AND GAME	396,956	259,113	137,843
0004	00000	CHILD ABUSE PREVENTION	163,163	145,451	17,712
0005	00000	COUNTY FAIR	179,384	352,281	(172,897)
0009	00000	CO LOCAL REV 2011	4,681,766	4,135,023	546,743
0011	00000	TITLE III	1,438,469	1,537,940	(99,471)
0013	00000	DEPT. SOCIAL SERVICES	276,188	3,589,978	(3,313,790)
0013	0013P	REALIGN - PROT SERVICES	9,887,552	6,820,068	3,067,484
0013	0013R	SS - REALIGNMENT	11,084,239	11,719,304	(635,065)
0014	00000	MENTAL HEALTH	2,419,219	2,012,536	406,683
0014	0014A	MENTAL HLTH MHSA	2,804,612	3,052,619	(248,007)
0014	0014B	MENTAL HLTH BEHAVIORAL	129,249	30,941	98,308
0014	0014C	CAL-WORKS M.H. & A.D.	29,844	5	29,839
0014	0014H	SIERRA HOUSE BOARD & CA	16,512	4,965	11,547
0014	0014S	SAMHSA	149,208	29,050	120,158
0014	0014W	WRAP AROUND	7,684	6,929	755
0015	00000	HEALTH	2,844,442	1,545,559	1,298,883
0015	0015E	E.M.S.	10,109	8,104	2,005
0015	0015P	PUBLIC HLTH EMRG PREPAR	254,292	191,645	62,647
0015	0015V	HEALTH VITAL STATISTICS	10,314	10,558	(244)
0016	00000	ALCOHOL & DRUG	410,844	581,136	(170,292)
0016	0016A	A&D PROP 36	4,044	4,014	30
0017	0017C	SHERIFF CIVIL OPERATIONS	9,945	19,421	(9,476)
0017	0017F	SHRFF -ASSET FORFEITR ED	9,470	9,428	42
0017	0017G	SHERIFF -GRANTS	1,935,604	1,805,147	130,457
0017	0017I	INMATE WELFARE FUND	61,765	71,800	(10,035)
0017	0017N	NARCOTICS FUND	59,059	59,132	(73)
0018	00000	ADULT DRUG COURT	13,939	-	13,939
0019	00000	CARES ACT - COVID19	67,691	67,876	(185)
0021	00000	ARPA 2021	1,249,561	1,354,024	(104,463)
0022	00000	DISASTER RESPONSE FUND	102,855	128,884	(26,029)
0023	00000	DISASTR RECOV OP CNTR DROC	432,252	433,017	(765)
0025	00000	COUNTY LOCAL REV AB109	1,116,234	1,089,996	26,238
0026	00000	LOCAL ASSISTANCE & TCF	6,157,227	6,106,420	50,807
0035	00000	CHILD SUPPORT	386,907	493,549	(106,642)
0037	00000	DNA PENALTY (PROP 69)	25,946	25,954	(8)
0046	00000	PROB GRANT DEPT(S)	978,666	891,074	87,592
0046	0046C	0046C CRIMINAL LAB PENALTY	20,295	20,391	(96)
0046	0046D	0046D PROB-DIV JUV	773,714	802,057	(28,343)
0046	0046P	0046P PROB-PRETRIAL	90,486	86,855	3,631
0046	0046R	0046R PROB-ADULT HIGH RISK	756,473	1,224,276	(467,803)
0047	00000	PLAN - DWR DACTI	19	19	-
0048	00000	Plan Prop 1 IRWM	16,236	37,313	(21,077)
0049	00000	PLAN GRANT-DWR/SGM	165	165	-
0050	00000	PLAN GRANT - SB2	2,548	2,780	(232)
0052	00000	PLAN - HHAP GRANT	77,425	77,633	(208)
0053	00000	TOBACCO SETTLEMENT FUND	612,099	629,379	(17,280)
0054	00000	OPIOID SETTLEMENT FUND	700,122	720,882	(20,760)
0054	00543	00543 DISTRIBUTOR-ABATEMENT	68,667		68,667

SUMMARY OF CHANGES SINCE JUNE 25, 2024

0055	00000	PG&E SETTLEMENT	10,689,878	10,634,840	55,038
0056	00000	DIXIE FIRE INSURANCE	4,646	1,921,923	(1,917,277)
0056	00561	00561 DIXIE-TRIDENL	1,761,763		1,761,763
0057	00000	SW GRANTS (PW)	33,009	33,190	(181)
0058	00000	CDBG CARES ACT CV-2-3	43,958		43,958
0059	00000	CDBG ANNUAL ED	(689)		(689)
0062	00000	RECORDERS FUND	111,305	108,739	2,566
0062	0062M	RECORDER MICROGRAPHIC	100,208	162,649	(62,441)
0062	0062O	RECORDER'S OFFICE MODE	213,674	209,439	4,235
0063	00000	ANIMAL CONT. SPAY/NEUTER	22,078	24,047	(1,969)
0064	00000	DOMESTIC VIOL ASSISTANCE	12,321	15,469	(3,148)
0065	00000	ERDS	48,066	48,221	(155)
0067	00000	HAVA - ELECTIONS	47,379	47,468	(89)
0070	00000	PCCDC PILT CDBG	6,479	6,497	(18)
00D1	00000	ASSET FORFEITURE	16,464	16,507	(43)
00D2	00000	ENVIRONMENTAL SETTLEMENT	449,043	468,058	(19,015)
0308	00000	DA-RE-ENTRY PROGRAM	433,748	433,748	-
0309	00000	DA Alt Sentencing	6,200	70,746	(64,546)
Total Special Revenue Fund			73,938,708	72,594,493	1,344,215
0093		CRIMINAL JUS. CONST. FUND	387,464	50,442	337,022
Total Capital Project Funds			387,464	50,442	337,022
0096		CAPITAL IMPROVEMENTS	(727,809)	-	
0096	0096J	CAPITAL IMP JAIL	3,702,772	1,894,000	1,808,772
Total Debt Service Funds			2,974,963	1,894,000	1,808,772
Total Governmental Funds			100,602,132	94,764,455	6,565,486

Revenue				
	FY25 Final	FY25 Recommended 6/25/24	Amount Change	Number of Changes
GF	(29,434,605)	(29,607,136)	172,531	7
40_TAX REVENUE	(21,068,999)	(21,043,358)	(25,641)	1
41_LICENSES & PERMITS	(768,700)	(768,700)	-	-
42_FINES & PENALTIES	(150,010)	(150,010)	-	-
43_USE OF MONEY & PROPERTY	(602,385)	(602,385)	-	-
44_STATE & FEDERAL AID	(2,981,857)	(3,181,885)	200,028	5
45_CHARGES FOR SERVICES	(3,209,440)	(3,209,440)	-	-
46_OTHER REVENUE	(653,214)	(651,358)	(1,856)	1
NGF	(56,539,082)	(59,628,866)	3,089,784	34
40_TAX REVENUE	(217,791)	(217,791)	-	-
41_LICENSES & PERMITS	(92,500)	(92,500)	-	-
42_FINES & PENALTIES	(44,305)	(46,305)	2,000	3
43_USE OF MONEY & PROPERTY	(1,822,380)	(1,821,330)	(1,050)	2
44_STATE & FEDERAL AID	(44,113,104)	(47,217,938)	3,104,834	22
45_CHARGES FOR SERVICES	(2,109,266)	(2,098,266)	(11,000)	6
46_OTHER REVENUE	(8,139,736)	(8,134,736)	(5,000)	1
Grand Total	(85,973,687)	(89,236,003)	3,262,315	41

Expenditures				
	FY25 Final	FY25 Recommended 6/25/24	Amount Change	Number of Changes
GF	45,204,910	43,496,924	1,707,986	276
51_SALARIES & BENEFITS	30,372,597	28,665,879	1,706,718	210
52_SERVICES & SUPPLIES	13,115,566	13,342,852	(227,286)	63
53_OTHER CHARGES	323,355	313,355	10,000	1
54_FIXED ASSETS	1,393,392	1,174,838	218,554	2
NGF	80,830,575	80,610,164	220,411	307
51_SALARIES & BENEFITS	28,373,870	24,858,342	3,515,528	148
51_STATE & FEDERAL AID	325,092	353,266	(28,174)	6
52_SERVICES & SUPPLIES	40,063,118	43,134,597	(3,071,479)	140
53_OTHER CHARGES	6,622,104	6,593,604	28,500	2
54_FIXED ASSETS	5,446,391	5,670,355	(223,964)	11
Grand Total	126,035,485	124,107,088	1,928,398	583

SUMMARY OF CHANGES SINCE JUNE 25, 2024

	TRANSFERS			
	FY25 Final	FY25 Recommended 6/25/24	Amount Change	Number of Changes
48_ TRANSFER	(41,911,759)	(35,267,233)	(6,644,526)	31
AIR POLLUTION CONTROL	(10,820)	(10,820)	-	-
AIRPORTS	(1,678)	(1,678)	-	-
ALCOHOL & DRUG	(250,000)	-	(250,000)	1
ANIMAL CONT. SPAY/NEUTER	-	-	-	-
ASSET FORFEITURE	-	-	-	-
BECKWOURTH CO.SERV.AREA	-	-	-	-
CAPITAL IMPROVEMENTS	(1,992,975)	(1,165,166)	(827,809)	2
CHILD ABUSE PREVENTION	(20,000)	(20,000)	-	-
CHILD SUPPORT	(16,342)	(16,342)	-	-
CO.SVC.AREA#11-AMBULANCE	-	-	-	-
COUNTY FAIR	(612,080)	(612,080)	-	-
COUNTY LOCAL REV AB109	-	-	-	-
CRESCENT MILLS LIGHTING	-	-	-	-
CSA #12 SENIOR TRANS	(2,116)	(2,116)	-	-
DA - ADULT DRUG COURT	-	-	-	-
DA Alt Sentencing	(399,280)	(388,753)	(10,527)	1
DEPT. SOCIAL SERVICES	(13,770,000)	(8,770,000)	(5,000,000)	1
DISASTER RESPONSE FUND	(432,534)	(432,501)	(33)	1
DISASTR RECOV OP CNTR DROC	(1,073)	-	(1,073)	1
ENVIRONMENTAL SETTLEMENT	-	-	-	-
FLOOD CNTRL 0208	(145,000)	(145,000)	-	-
GENERAL	(17,658,611)	(17,542,392)	(116,219)	9
LOCAL ASSISTANCE & TCF	-	-	-	-
MENTAL HEALTH	(2,686,340)	(2,262,095)	(424,245)	9
MONTEREY FORUM	-	-	-	-
OPEB PENSION ISF	-	-	-	-
OPIOID SETTLEMENT FUND	-	-	-	-
PCCDC PILT CDBG	-	-	-	-
PG&E DIXIE FIRE SETTLEMENT	-	-	-	-
PLAN GRANT-DWR/SGM	-	-	-	-
Plan Prop 1 IRWM	-	-	-	-
PROB GRANT DEPT(S)	(773,484)	(773,484)	-	-
PUBLIC HEALTH	(387,928)	(387,928)	-	-
QUINCY LIGHTING	(18,000)	(18,000)	-	-
RECORDERS FUND	-	-	-	-
ROAD	(348,261)	(348,261)	-	-
S.W. PLANNING/OPERATIONS	-	-	-	-
SHERIFF GRANTS	(2,385,237)	(2,370,617)	(14,620)	6
TITLE III	-	-	-	-
TOBACCO SETTLEMENT FUND	-	-	-	-
UNEMPLOYMENT INS.RESERVE	-	-	-	-
W/C & LIAB INSURANCE	-	-	-	-
58_ TRANSFERS	36,377,865	30,069,592	6,308,274	30
AIRPORTS	-	-	-	-
ALCOHOL & DRUG	155,000	160,000	(5,000)	1
ARPA 2021	426,274	351,274	75,000	1
AUD- CO LOCAL REV 2011	-	-	-	-
BECKWOURTH CO.SERV.AREA	175,000	175,000	-	-
CAPITAL IMPROVEMENTS	1,894,000	1,894,000	-	-
CARES ACT - COVID19	-	-	-	-
CDBG ANNUAL ED	38,045	37,967	78	1
CDBG CARES ACT CV-2-3	24,150	-	24,150	1
COUNTY FAIR	-	-	-	-
COUNTY LOCAL REV AB109	1,295,412	1,295,412	-	-
CRESCENT MILLS LIGHTING	4,000	4,000	-	-
CSA #12 SENIOR TRANS	-	-	-	-
DA - ADULT DRUG COURT	-	-	-	-
DA Alt Sentencing	6,000	6,000	-	-
DA-RE-ENTRY PROGRAM	-	-	-	-
DEPT. SOCIAL SERVICES	11,148,800	6,148,800	5,000,000	2
DISASTER RESPONSE FUND	408,335	406,322	2,013	1
DISASTR RECOV OP CNTR DROC	432,534	432,501	33	1
DNA PENALTY (PROP 69)	-	-	-	-
DOMESTIC VIOL ASSISTANCE	-	-	-	-
FLOOD CNTRL 0208	185,000	175,000	10,000	1
GENERAL	14,756,356	14,029,477	726,879	5
GRIZZLY RANCH CSD	-	-	-	-
LOCAL ASSISTANCE & TCF	727,785	727,785	-	-
MENTAL HEALTH	1,206,356	745,372	460,984	8
OPEB PENSION ISF	-	-	-	-

SUMMARY OF CHANGES SINCE JUNE 25, 2024

OPIOID SETTLEMENT FUND	-	-	-	-
PCCDC PILT CDBG	-	-	-	-
PG&E DIXIE FIRE SETTLEMENT	133,000	133,000	-	-
PLAN - DWR DACTI	-	-	-	-
PLAN - HHAP GRANT	5,114	-	5,114	2
PLAN GRANT - SB2	71,075	71,075	-	-
PLAN GRANT-DWR/SGM	-	-	-	-
Plan Prop 1 IRWM	6,967	5,921	1,046	1
PROB GRANT DEPT(S)	803,667	803,667	-	-
PUBLIC HEALTH	549,758	549,758	-	-
QUINCY LIGHTING	10,000	10,000	-	-
RECORDERS FUND	-	-	-	-
ROAD	50,000	50,000	-	-
S.W. PLANNING/OPERATIONS	225,000	225,000	-	-
SHERIFF GRANTS	310,652	302,675	7,977	5
SW GRANTS (PW)	-	-	-	-
TITLE III	1,114,586	1,114,586	-	-
TOBACCO SETTLEMENT FUND	200,000	200,000	-	-
WALKER RANCH CSD	15,000	15,000	-	-
Grand Total	(5,533,894)	(5,197,642)	(336,252)	61

PROPOSED CHANGES TO ADOPTED BUDGET SINCE JUNE 18, 2024

Proposed Changes To Recommended Budget Since June 18, 2024

Change Type	6/14/24 Book Page #s:	6/25/24 Book page #s:	Issue	Requested by:	Updated Date:	Date of Notice
1 Budget Adjustment	208	210	70309 /520201 Phone Land Line(s) was \$0, changed to \$250 (DA Alt Sentencing, formerly 70307, now 70309)	Correct error	6/17/2024	6/17/2024
2 Budget Adjustment	208	210	70309 /527410 Client Service Exp. was \$0, changed to \$15,000 (DA Alt Sentencing, formerly 70307, now 70309)	Correct error	6/17/2024	6/17/2024
3 Budget Adjustment	465	467	Fund 0116, 48000, transfer in was \$0, changed to \$500 (Senior Transportation)	Correct previous omission	6/17/2024	6/17/2024
4 Budget Adjustments	206	208	70301/51080 (retirement, Unfunded Lump Sum Payment, \$596,946 previously omitted) from \$307,523 to \$904,469 (District Attorney)	Auditor Controller		
5 Budget Adjustments	205	207	70301/48211 (transfer-in increase from General Fund) from \$1,530,883 to \$2,127,829 (District Attorney)	Due to change #4		
6 Budget Adjustments	181	183	20031/585150 (Contribution increase to 70301, DA) changed from \$1,530,883 to \$2,127,829 (Contributions)	Due to Change #5		
7 Budget Adjustment	182	184	20031/585370 was \$529,331, changed to \$278,141 (Contributions)	Correct error	6/17/2024	6/17/2024
8 Budget Adjustments	223	225	20120/521310 was \$27,500, changed to \$30,000 (Facility Services)	Correct error	6/17/2024	6/17/2024
9 Fund Balance Adjustment	35	37	Special Revenue Fund 0309, "total fund balance 6/30/24" changed from \$55,496 to \$70,746 (Alt Sentencing, Formerly 001D, 70307)	Due to Budget Adjustments 1& 2	6/17/2024	6/17/2024
10 Fund Balance Adjustment	35	37	Special Revenue Fund, 0308, "total fund balance 6/30/24" changed from \$270,594 to \$433,748. (Re-Entry Program, Formerly 001D, 70303)	Sheri Johns/Martee Nieman	6/18/2024	6/18/2024
11 Fund Balance Adjustment	32	34	Special Revenue Fund 0309, "decrease to obligated fund balance" changed from \$55,496 to \$70,746 (Alt Sentencing, Formerly 001D, 70307)	Due to Budget Adjustments 1& 2	6/17/2024	6/17/2024
			General Fund, 0001, "decrease to obligated fund balance" changed from \$3,423,616 to \$3,950,276, "Financing Uses" changed from \$40,667,968 to \$41,016,224			
12 Fund Balance Adjustment	30	32	General Fund, 0001, "fund balance available 6/30/24" changed from \$6,621,025 to \$6,442,621	Due to change 4,7,8	6/17/2024	6/17/2024
13 Fund Balance Adjustment	30	32	Supervising Deputy Probation officer changed from 0 to 1. Probation Assistant changed from 1 to 2.	Due to change 1,2	6/17/2024	6/17/2024
14 Content Adjustment	426	428	Public Health Program Division Chief changed from 0.975 to 1.875	Kevin Allred	6/17/2024	6/17/2024
15 Content Adjustment	430	432	Public Health, Administrative Assistant I/II/III or Fiscal and Technical Services Assistant I/II/III changed from 2.75 to 3.75	Delena Jones	6/18/2024	6/18/2024
16 Content Adjustment	430	432	Public Health Program Division Chief changed from 0 to 0.1		6/18/2024	6/18/2024
17 Content Adjustment	430	432	Lead Deputy Clerk Recorder or Deputy Clerk recorder I/II changed from 1 to 2	Delena Jones	6/18/2024	6/18/2024
18 Content Adjustment	427	429	Social Worker I/II/III changed from 6 to 7	6/18/24 Meeting	6/18/2024	6/18/2024
19 Content Adjustment	429	431	Senior Social Worker A/B, changed from 1 to 2	6/18/24 Meeting	6/18/2024	6/18/2024
20 Content Adjustment	429	431	Eligibility Specialist I/II/III changed from 5 to 8.	6/18/24 Meeting	6/18/2024	6/18/2024
21 Content Adjustment	429	431	Physicians Assistant or Nurse Practitioner changed from 0 to 1	6/18/24 Meeting	6/18/2024	6/18/2024
22 Content Adjustment	430	432	Public Health Nurse I/II/III changed from 5.8 to 8.07	6/18/24 Meeting	6/18/2024	6/18/2024
23 Content Adjustment	430	432	Health Education Coordinator I/II OR Health Education Specialist OR Community Outreach Coordinator changed from 10.45 to 12.025	6/18/24 Meeting	6/18/2024	6/18/2024
24 Content Adjustment	430	432	Department Fiscal Officer I/II OR Management Analyst I/II OR Grant Compliance Officer OR PH Administrative Services Officer, changed from 3.715 to 3.89	6/18/24 Meeting	6/18/2024	6/18/2024
25 Content Adjustment	430	432	Administrative Assistant I/II OR Office Assistant I/II/III OR Fiscal and Technical Services Assistant I/II/III, changed from 2.75 to 3.75	6/18/24 Meeting	6/18/2024	6/18/2024
26 Content Adjustment	431	433	BH Unit Supervisor, changed from 0.5 to 1.5	6/18/24 Meeting	6/18/2024	6/18/2024
27 Content Adjustment	431	433	BH Case Management Specialist I/II OR Senior changed from 7.5 to 8.3	6/18/24 Meeting	6/18/2024	6/18/2024
28 Content Adjustment	431	433	BH LVN I/II OR BH RN I/II OR BH Psychiatric Nurse I/II OR BH Nurse Practitioner changed from 1 to 1.75	6/18/24 Meeting	6/18/2024	6/18/2024
29 Content Adjustment	431	433	BH Case Management Specialist I/II OR Senior changed from 0.5 to 0.7	6/18/24 Meeting	6/18/2024	6/18/2024
30 Content Adjustment	431	433	BH LVN I/II OR BH RN I/II OR BH Psychiatric Nurse I/II OR BH Nurse Practitioner, changed from 0 to 0.25	6/18/24 Meeting	6/18/2024	6/18/2024
31 Content Adjustment	426	428	DA Alt Sentencing Unit number was formerly 70307, but now it is 70309 with a creation of a special fund 0308 to be tracked separately.	Sheri Johns/Martee Nieman	6/18/2024	6/18/2024
32 Content Adjustment	426	428	DA Reentry Program was 70303 but now it is 70308 with a creation of a special fund 0309 to be tracked separately.	Sheri Johns/Martee Nieman	6/18/2024	6/18/2024
33 Content Adjustment	21,22	24	Replaced budget summary with budget highlights	Debra Lucero	6/21/2024	6/21/2024
34 Content Adjustment	4-8	4-11	Replaced CAO letter	Debra Lucero	6/21/2024	6/21/2024
35 Content Adjustment	-	510-511	Summary of changes	Debra Lucero	6/21/2024	6/21/2024
36 Content Adjustment	427	429	Ag and Standards Inspector I/II, changed from 2 to 3	Willo Vieira	6/21/2024	6/21/2024
37 Content Adjustment	432	434	Total FTEs changed from 420.746 to 421.746	Debra Lucero	6/21/2024	6/21/2024

PROPOSED CHANGES TO ADOPTED BUDGET SINCE JUNE 7, 2024

Proposed Changes To Recommended Budget Since June 7, 2024

Change Type	6/7/24 book Page #s:	6/14/24 book Page #	Issue	Requested by:	Updated Date:	Date of Notice
1 Budget Adjustment	346	352	20424 / 44290 State Aid was \$0, changed to \$180,000	Roni Towery	6/13/2024	6/10/2024
2 Budget Adjustment	346	352	20424 / 524405 Animal- Special Department Expense was \$6,880, changed to \$186,880	Roni Towery	6/13/2024	6/10/2024
3 Budget Adjustment	175	181	20031 / 531100 Contribution to CFP Payments was \$44,951, changed to \$44,591	Martee Nieman-Graham	6/13/2024	6/10/2024
4 Budget Adjustment	175	181	20031 / 534950 Contribution to Trial Courts was \$154,000, changed to \$154,384	Martee Nieman-Graham	6/13/2024	6/10/2024
5 Budget Adjustment	175	181	20031 / 58000 Transfer Out was \$965,166, changed to \$0	Martee Nieman-Graham	6/13/2024	6/10/2024
6 Budget Adjustment	175	181	20031 / 583180 Contribution Transfer Debt Svc was \$0, changed to \$965,166	Martee Nieman-Graham	6/13/2024	6/10/2024
7 Budget Adjustment	363	369	70590 / 51060 Overtime was \$0, changed to \$65,000	Jennifer Bromby	6/13/2024	6/11/2024
8 Budget Adjustment	193	200	20320 / 526900 Contracts Expenditure was \$339,324, changed to \$375,000	Kristina Rogers	6/13/2024	6/11/2024
9 Budget Adjustment	207	212	70318 / 521900 was \$55,952, changed to \$0. Grant for DA Adult Drug Court ended last year	Sheri Johns	6/13/2024	6/12/2024
10 Budget Adjustment	202	217	Move all revenue and expenditure budgeted out of Fund 001D Unit 70307 and into Special Revenue Fund 0309 Unit 70309	Sheri Johns	6/13/2024	6/12/2024
11 Budget Adjustment	204	215	Move all revenue and expenditure budgeted out of Fund 001D Unit 70303 and into Special Revenue Fund 0308 Unit 70308	Sheri Johns	6/13/2024	6/12/2024
12 Budget Adjustment	175	181	20031 / 585150 Contribution to District Attorney was \$1,864,591, changed to \$1,530,883 due to Budget Adjustment 10 and 11	Due to Budget Adjustments 10 & 11	6/13/2024	6/13/2024
13 Budget Adjustment	199	205	70301 / 48211 Contribution from General Fund was \$1,864,591, changed to \$1,530,883 due to changes made to Budget Adjustment 10 and 11	Due to Budget Adjustments 10 & 11	6/13/2024	6/13/2024
14 Fund Balance Adjustment	23-34	33-40	General Fund changed opening fund balance from \$20,469,818 to \$20,199,680 and available fund balance from \$6,891,163 to \$6,621,025	Due to Budget Adjustments	6/13/2024	6/13/2024
15 Fund Balance Adjustment	23-34	33-40	General Fund changed Decrease in Assigned Funds from \$3,459,118, to \$3,423,616	Due to Budget Adjustments	6/13/2024	6/13/2024
16 Fund Balance Adjustment	23-34	33-40	Special Revenue Fund 0018 changed opening fund balance from \$55,952 to \$0	Due to Budget Adjustments	6/13/2024	6/13/2024
17 Fund Balance Adjustment	23-34	33-40	Special Revenue Fund 0308 changed opening fund balance and decrease in restricted fund balance from \$0 to \$270,594 (formerly 001D 70303 is now 0308,	Due to Budget Adjustments	6/13/2024	6/13/2024
18 Fund Balance Adjustment	23-34	33-40	Special Revenue Fund 0309 changed opening fund balance and decrease in restricted fund balance from \$0 to \$55,496 (formerly 001D 70307 is 0309 70309	Due to Budget Adjustments	6/13/2024	6/13/2024
19 Fund Balance Adjustment	23-34	33-40	Special Revenue Fund 0013 changed opening fund balance and decrease in restricted fund balance from \$3,524,978 to \$3,589,978	Due to Budget Adjustments	6/13/2024	6/13/2024
20 Fund Balance Adjustment	23-34	33-40	Special Revenue Fund 0013 0013P changed opening fund balance from \$6,885,068 to \$6,820,068	Due to Budget Adjustments	6/13/2024	6/13/2024
21 Content Adjustment	Cover	Cover	Removed names from the cover page	Debra Lucero	6/13/2024	6/13/2024
22 Content Adjustment	4	4	Added County Administrative Officer letter	Debra Lucero	6/13/2024	6/13/2024
23 Content Adjustment	6-13	9-17	Updated Table of Contents to reflect all changes made	Melodie Sylvia	6/13/2024	6/13/2024
24 Content Adjustment	17	21	Added Budget Summary	Debra Lucero	6/13/2024	6/13/2024
25 Content Adjustment	18	23	Added General Fund Balances information	Debra Lucero	6/13/2024	6/13/2024
26 Content Adjustment	19	24	Added Appropriations Summary	Debra Lucero	6/13/2024	6/13/2024
27 Content Adjustment	20	25	Added Revenue & Expenditures Summary	Debra Lucero	6/13/2024	6/13/2024
28 Content Adjustment	193	186	Moved ARPA (20003) from pg 193 to after pg 180	Kristina Rogers	6/12/2024	6/12/2024
29 Content Adjustment	196	196	Moved CARES (20002) from pg 196 to after pg 190	Kristina Rogers	6/12/2024	6/12/2024
30 Content Adjustment	481	487	Updated Loans & Leases document	CLA	6/10/2024	6/10/2024
31 Content Adjustment	Various	Various	Updated footer on some pages to be consistent	Melodie Sylvia	6/10/2024	6/10/2024
32 Content Adjustment	418-426	423-450	Position Allocations - data updated to include additional positions previously excluded and correction of mathematical error.	Debra Lucero	6/10/2024	6/13/2024
33 Adopted Budget Focus/Changes	N/A		Updates to Salary & Wages after analysis of merit, longevity, raises			
34 Adopted Budget Focus/Changes	N/A		Review & update all opening fund balances as needed			

