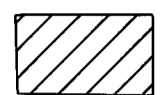

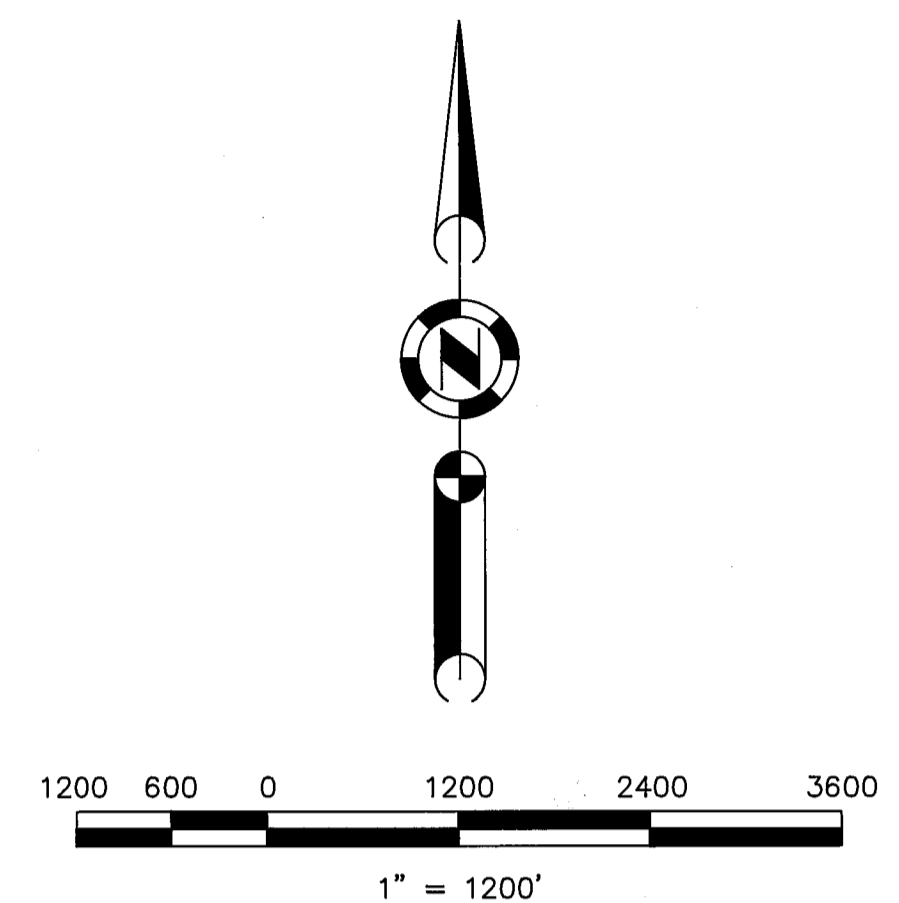


LEGEND

-  Erosion potential
-  Archaeological potential



NOTES:

1. Suitability for individual sewage disposal was not evaluated at the time of land division and that any applicant for a sewage disposal permit must demonstrate suitability for individual sewage disposal.
2. The information shown hereon is for informational purposes describing conditions as of filing and is not intended to affect record title interest.
3. Leach exclusion areas include 50 feet from lot lines, 50 feet from seasonal watercourses, 100 feet from streams, areas of high groundwater, and slopes over 30%, and easements except as approved by the County Sanitarian.
4. No permits for building or grading shall be issued for work within the building and grading control area for erosion potential except after approval by the Planning Director and County Engineer of an erosion control plan for the work.
5. No permits for building or grading shall be issued for work within the building and grading control area for cultural resources except after a cultural resource survey if the survey reveals no significant sample of a culture which has played a significant role in the history of Plumas County. The Planning Director shall determine significance based on the results of the survey and the role of the represented culture in the history of Plumas County.

Additional Information Sheet

for
Pitchfork Cattle Company,
a Nevada Corporation

A portions of Sections 23, 25, 26, 27, 34 & 35,
T. 23 N., R. 16 E., M.D.M.
Plumas County, California
March, 1992 Scale 1" = 1200'

HAMBY SURVEYING, INC.
P.O. Box 1209 ph.(916) 832-5571
PORTOLA, CA. 96122

SHEET 7 of 7