







Clean California activity and coloring book




It's our home too!







"What a beautiful day to fly!" said Ruby Robin.



"Oh no! A litterbug!" yelled Ruby Robin.



"What did you call me?"




"I'm sorry! I didn't mean you." said Ruby Robin
as she flew away.

"This is nuts. I'm going to go to
the park for some peace."






"Oh no! I didn't mean you! THAT'S NOT FOOD!"




"This park stinks." said Ruby Robin.



"Oh I'm sorry! I didn't mean you."

"All this garbage isn't safe," said Ruby Robin. "I'm hopping out of here!"





Oh

"And what's that
supposed to mean?"




Oh

"Oh I'm sorry! I didn't mean you."




"I mean YOU!"







"Yes, YOU."




"We have a plan!"

"We can help!"





Thanks to the Clean California program,
workers cleaned up the garbage by the road.





Families worked together to clean up parks.

Volunteers safely cleaned trash out of waterways.



Groups even started planting
native and waterwise plants.






"Thank you for cleaning up,
because IT'S OUR HOME TOO!"





"Not again! You have GOT to be kidding me!"



Teacher Aids

**Teachers, here are a few suggested questions
to lead a conversation with your students.**

Pre-school/Kinder:

- What animal do you like the most in the story?
- Where do you put away your trash at home, in the classroom, and outside?
- What do you do when you have trash at the park?

Additional instructional aids

Recycling: https://www.youtube.com/watch?v=6jQ7y_qQYUA

Litter Pick Up: <https://www.youtube.com/watch?v=lp7yppOAyPw>

1st – 3rd:

- Where are some of your favorite places to go outside? How can you help keep them clean?
- What are other ways you can keep our world beautiful?
- What if everyone threw "only" one piece of litter down on a trail?
- What does it mean to leave a place cleaner than you found it?

Additional instructional aids

Recycling: <https://www.youtube.com/watch?v=Fex-wvrOZf4>

Composting: <https://www.youtube.com/watch?v=Q5s4n9r-JGU>

4th – 5th:

- Does your family go on hikes, camping, boating, kayaking, or other activities outdoors? What do you do with trash – like snacks or water bottles– when there isn't a trash can?
- Why is taking care of our litter responsibly important?
- What impact does litter have on animals? Environment? Oceans?
- How can you help your family make a difference?
- What types of waste can you find in the book?

Additional instructional aids

Composting: <https://www.youtube.com/watch?v=cBkBwVFFEWw>


<https://www.youtube.com/watch?v=08M8hjl-V2Q>

BEFORE YOU GO

CONFIRM





time



location



CHECK WEATHER



TRANSPORTATION



walk



bike



carpool



public trans

PETS




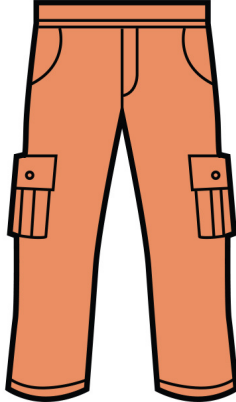
PLAN AHEAD

WHAT TO WEAR



protective clothes


bright colors



sun gear



thick soles



water shoes

PROTECTION



emergency meds



sun
screen



bug
spray



emergency
contact
numbers

GOOD TO HAVE



work gloves




safety vest




hand
sanitizer



water bottle



healthy snacks



extra clothing

AT THE EVENT

CHECK IN WITH ORGANIZERS



to learn where to:



Reach a team leader



Pick up litter



Not trespass



Get supplies




Put collected items

PERSONAL SAFETY



Wear safety clothes



Hydrate & stay fueled



Sunscreen & insect repellent

LITTER PICKUP SAFETY



Work in small groups




No earbuds or headphones



Watch for snakes, wasps, and hornets in debris piles



Report anything unusual



Be aware of your surroundings



Watch for poison ivy, poison oak, unstable rocks, thorns and brambles

PICKING UP LITTER


DO PICK UP



Carefully, handle sharp objects, aerosol cans, and chemical containers



Use common sense about lifting heavy objects. **GET HELP!**



Separate clean items for recycling.
Pickup small, littered items

DON'T PICK UP



DON'T Remove bottle caps

DON'T Empty containers with liquid



DON'T disturb any large drum-like containers



DON'T pick up medical waste, dead animals, or weapons

Note and report

WHEN YOU'RE DONE



Report any littered hot spots



Put collected items in designated place



Return the cleanup supplies



Sanitize

Post event photos and experience to social media

